6.1 Budget 2026-27

Report Author: Rob Kisgen, Team Leader Enterprise Planning
Report Presenter: Justin Randle, Director Enterprise Planning and Insights
Lincoln Tong, Chief Financial Officer
Executive Leader: Alison Leighton, Chief Executive Officer

Executive Summary

1. The City of Melbourne's $804.8 million Budget 2026–27 focuses on delivering a safe, clean, accessible and welcoming city, aligned with community priorities.

2. It achieves a third consecutive surplus, strengthens financial sustainability and sets a pathway to becoming debt-free by 2032.

3. The Budget maintains essential services and expands free and low-cost programs supporting education, wellbeing and community participation.

4. Extensive community engagement, including 380 submissions, has directly shaped priorities and informed updates to the final Budget.

5. Community feedback centred around themes such as safety, greening, cleanliness, transport, sustainability, arts, business support and community services.

6. Targeted changes include increased funding for food security, refining the scope and approach for the Little India initiative, and new focus on infrastructure and amenity improvements in Docklands.

Recommendation from management

7. That Council:

    7.1. Adopts the Budget 2026–27 (Attachment 1), incorporating the recommended changes from Management as set out in Attachment 2.

    7.2. Notes the Budget 2026–27 Community Engagement Report as appended at Attachment 3 of the report.

    7.3. Notes the report to the Future Melbourne Committee as appended at Attachment 4 of the report.

    7.4. Notes the consolidated responses to written submissions received regarding the draft Budget 2026–27.

    7.5. Requests management advise members of the public of Council's decision in relation to these matters and the reasons for the decision via publication of the Budget 2026–27 Community Engagement Report to the City of Melbourne's community engagement platform, https://participate.melbourne.vic.gov.au/, and to provide a response or notification to community members who made a submission, where contact details are available.

    7.6. As part of the adoption of the Budget 2026–27:

        7.6.1. Notes the income statement underlying surplus of $1.2 million for the financial year ending 30 June 2027.

        7.6.2. Notes that Council will invest $175.1 million in capital works over the coming year, including $51.8 million in new assets, $55.6 million for renewing assets, and $67.8 million for upgrade and expansion works.

        7.6.3. Notes the projects included in the capital works program for the financial year ending 30 June 2027, and future years ending 2028, 2029 and 2030, as detailed in Attachment 1, section 5.5.

7.6.4. Notes the key activities for the financial year ending 30 June 2027 as detailed in Attachment 1, section 2, including the changes proposed to those relating to food security, Little India and Docklands.

7.6.5. Approves and declares the discretionary fees and charges for the financial year ending 30 June 2027, as detailed in Attachment 1, section 7 (including recommended changes).

7.6.6. Declares a differential rate for the financial year ending 30 June 2027 as detailed in Attachment 1, section 5.1.1 (including recommended changes).

7.6.7. Approves the increase in general rates by 2.75 per cent for the financial year ending 30 June 2027 as detailed in Attachment 1, section 5.1.1 resulting in a net annual value increase to the residential rate in the dollar from 3.9057 cents to 3.9727 cents and the non-residential rate in the dollar from 4.6965 cents to 4.8049 cents.

7.6.8. Notes that rates-exempt properties represent 13.0 per cent of the total net annual value of the City of Melbourne.

7.6.9. Declares a waste charge (property collection) of $165 for capital improved value (CIV) less than or equal to $510,000 and $392 for CIV greater than $510,000 and waste charge (public realm) for non-residential properties in the dollar of 0.059294 cents.

7.6.10. Approves the anticipated additional borrowing of $50.0 million for the financial year ending 30 June 2027 as detailed in Attachment 1, section 5.2.3, in line with the 10-year Financial Plan.

7.7. Notes that, in accordance with the Council's Public Transparency Policy, the final Budget will be made available on the Council website, at the Council Offices or on request to Council.

Purpose

8. The purpose of this report is for Council to consider the Budget 2026–27 (Attachment 1) for adoption.

Background

9. The Budget is a deliverable under section 94 of the Local Government Act 2020 (the Act) due for adoption by Council by 30 June 2026. It is a four-year rolling plan which outlines how we will allocate both financial and non-financial resources and details the services and activities we will fund in 2026–27.

10. Council approved the draft Budget 2026–27 for community engagement at the Council Meeting on 31 March 2026.

11. Following community engagement, which solicited 380 community submissions, the Future Melbourne Committee heard submitters who sought to speak to their submission at their special meeting on 12 May 2026. The Future Melbourne Committee's report has been appended at Attachment 3 for noting.

Key considerations

12. City of Melbourne's $804.8 million Budget 2026–27 delivers what the community said matters most – keeping the city safe, clean, accessible and welcoming for everyone.

13. It delivers a third surplus, strengthens the City of Melbourne's financial position, provides certainty for the future and charts a path to be debt-free by 2032.

14. The Budget continues the high standard of services community and businesses rely on every day. It includes free and low-cost programs like children's storytime and reading programs, creative tech in makerspaces, and sport and life-skills programs for young people.

15. To support community wellbeing, for the second year the Budget includes free fitness classes in the park, $2 weekday summer pool visits for residents, along with free summer swim lessons for a third year.

16. City of Melbourne has received 380 written submissions regarding the draft Budget 2026–27, alongside hundreds of community members sharing their thoughts, concerns and opportunities with Councillors and Officers at listening posts, via social media, email or hosted conversations.

17. The Budget 2026–27 Community Engagement Report summarises the engagement approach taken, the feedback received, who provided feedback and made submissions, and what impact the feedback has had on the final Budget.

18. Alongside the Engagement Report, consolidated responses have been prepared to the key engagement themes raised via the submissions:

    18.1. Docklands and Little India

        18.1.1. The Little India precinct is one of several ways Council is working to strengthen Docklands, alongside ongoing investment in green open space and the everyday services that support residents, families and local businesses.

        18.1.2. Feedback has confirmed the importance of a thoughtfully designed and located precinct. While the exact location is yet to be set, it will have a small footprint suited to Docklands and we'll work closely with residents and Indian communities to ensure it contributes positively to local life and multicultural Melbourne.

        18.1.3. Early ideas for Little India include outdoor cooking and dining, spaces for sport and recreation, public art and family-friendly cultural activities. Trial activations will give people the opportunity to experience the ideas and help shape what comes next.

        18.1.4. As Docklands continues to grow, we're also very aware of the need for more community spaces, parks and local services, and Council is progressing this in parallel.

18.1.5. This includes advocating to the Victorian Government for more open space land and to expand Docklands Primary School, as well as exploring a new dog off-lead park and finalising the Docklands Public Realm Improvement Plan - a long-term approach to making Docklands a more active, connected and people-focused neighbourhood. Recognising that delivering the full range of community infrastructure requires partnership across all levels of government.

18.2. Safety, homelessness services and substance use

18.2.1. Across feedback on safety, there is broad support for visible safety measures like Community Safety Officers and CCTV, alongside expectations that responses to homelessness, substance use and mental health are compassionate and connected to support services.

18.2.2. Council is continuing to invest in this area including expanding the Community Safety Officer program, maintaining the Safe City camera network and strengthening outreach services that connect people with housing, health and social support. This includes dedicated outreach teams and safe spaces that provide immediate assistance and pathways to longer-term support.

18.2.3. Council recognises the importance of getting this balance right, supporting safety in public spaces while ensuring vulnerable people are treated with care and respect. Council will continue working closely with health, housing and specialist services to provide coordinated, on-the-ground support.

18.2.4. Many of these challenges also require partnership across all levels of government and Council will continue to advocate for greater investment in housing, mental health and substance use services to support the community.

18.3. Greening and open space

18.3.1. The community has voiced strong support for more greening, tree planting and walkable, accessible open spaces, particularly at a local level.

18.3.2. Council is continuing to invest in this as part of the vision to make Melbourne a true Garden City, where nature is never far away. This includes new and upgraded parks and playgrounds and planting up to 3,000 trees, alongside progressing major projects like Greenline.

18.3.3. Community feedback is helping shape how this work is prioritised and delivered, with a strong focus on improvements people can see and use close to home and fast-tracking projects where possible.

18.4. Cleaning, graffiti removal, waste and recycling

18.4.1. There was a focus from community on cleaner streets and quicker, more visible responses, alongside an appetite for stronger enforcement and more waste compactors.

18.4.2. Council is continuing to invest significantly in this area, with over $34 million committed to street cleaning, litter services and graffiti removal. This includes expanding compactor hubs, upgrading bins to reduce overflows and rapid response times to remove urgent graffiti within one hour and dumped rubbish within three hours.

18.4.3. Council is also strengthening enforcement with two dedicated public amenity officers, and working closely with Victoria Police, Local Laws and private property owners to improve outcomes and address shared responsibilities. This work builds on the improvements people are already starting to see, with a continued focus on delivering cleaner streets across the city

18.5. Transport

18.5.1. Feedback on transport highlights strong support for a more walkable and bike-friendly city, alongside some ongoing concerns about congestion, car access, public transport and how changes affect day-to-day travel.

18.5.2. Council is focused on improving how people get around – making it safer and easier to walk, cycle, drive and connect to public transport, including expanding protected bike lanes and improving our little streets for pedestrians.

18.5.3. We are also using data and modelling to better understand how people travel, improve safety, manage congestion and inform the next transport strategy.

18.5.4. Council will continue working with the community and transport partners, including the Victorian Government, to keep building a more connected and liveable city.

18.6. Climate and sustainability

18.6.1. There was clear support for a more walkable, low-waste and climate-resilient city including greener and more bike-friendly streets, improved water quality and stronger sustainability measures.

18.6.2. Council is progressing a range of work in this space, from supporting more energy efficient apartments and renewable energy uptake to improving our waterways and greening streets and public spaces – including longer term work like making the Yarra Birrarung swimmable.

18.6.3. This feedback is helping shape how this work is prioritised and delivered with a continued focus on practical improvements people can see and benefit from in their daily lives.

18.6.4. Council will continue working with the community and partners to build on this work and deliver lasting environmental and community benefits.

18.7. Events, Festivals and Arts Grants

18.7.1. There's continued support for a lively city with more events, festivals and cultural activities, with calls for broader support for artists and the creative sector.

18.7.2. Council is continuing to invest in this area through funding for events, festivals, public art and grants that support artists, community groups and multicultural programming across the city.

18.7.3. Council is also reviewing the approach to arts funding and developing a new creative strategy with input from the sector and community to ensure support reflects the needs of Melbourne’s creative industries.

18.8. Local Markets and small business, tourism and visitor economy

18.8.1. There is community interest in more local markets and increased activity, alongside calls for greater support for small businesses and fewer vacant shopfronts.

18.8.2. Council is working to grow Melbourne’s visitor economy and support local businesses through increased activation, partnerships with business precincts, and reducing barriers for new businesses. This includes supporting the development of more local markets across the city.

18.8.3. Work will continue with traders and communities to attract visitors, strengthen local economies and keep streets active.

18.9. Queen Victoria Market

18.9.1. Community have provided feedback about the pace of the Queen Victoria Market renewal, the balance between tourism and local character and the need for more shade, improved facilities and support for traders.

18.9.2. Council is continuing to invest in the market to keep it a working, lively place for traders, locals and visitors with upgrades to facilities, public areas and safety. Council is staging the works carefully to minimise disruption while improvements are delivered.

18.9.3. Council acknowledges the importance of getting the balance right and keeps working to improve conditions, support traders and maintain the market's unique character as the renewal progresses.

18.10. Infrastructure amenities (Footpath maintenance/public toilets)

18.10.1. Community sentiment focused on safer, more walkable footpaths, well-maintained streets and promenades and access to clean, accessible public toilets.

18.10.2. Council is continuing to invest in maintaining and upgrading these everyday services, including footpaths, street cleaning and pedestrian improvements, with targeted work to address safety issues where they arise, improve toilet facilities and manage the Docklands promenades in partnership with Development Victoria.

18.11. Street lighting

18.11.1. Community feedback on street lighting highlights the importance of well-lit streets for safety, particularly in residential areas and around walking and cycling routes, alongside questions about the balance between decorative lighting and more practical upgrades.

18.11.2. Council is continuing to invest in public lighting through both the existing street lighting program and additional Light Up Melbourne funding, supporting routine maintenance, upgrades and network expansion. This includes using LED and smart lighting to improve safety, reliability and energy efficiency, with a focus on targeted lighting where it's needed most rather than blanket illumination.

18.11.3. Council will continue to assess lighting across the city, considering impacts on residents, cyclists, wildlife and the night-time environment.

18.12. Services (Libraries, youth, senior citizens, LGBTQIA+, food security)

18.12.1. Community feedback shows how much people value services like libraries, youth programs and local facilities, along with calls for longer library hours and stronger support for vulnerable communities.

18.12.2. In response to what the community said, Council is increasing Budget to strengthen food security initiatives and improve coordination between services to better support people who need it most.

18.12.3. Council is also continuing to invest in services including expanding access to existing libraries, supporting young people and families and providing programs that help people connect and feel supported and included.

18.13. Affordable housing

18.13.1. Community clearly voiced support for more social and affordable housing, with many people seeing this as a key part of addressing homelessness.

18.13.2. Council will continue to advocate to State and Federal governments for increased investment in housing while progressing local initiatives that support more affordable housing outcomes.

18.13.3. Council recognises the importance of this issue and will keep working with government and partners to push for broader system change and more housing options across Melbourne.

18.14. Family, schooling, childcare

18.14.1. Council is aware of the need to ensure Docklands has the right mix of infrastructure to support families, particularly around school capacity, childcare and having enough spaces and activities for kids and young people.

18.14.2. As the area grows, Council is focused on strengthening local facilities including parks, playgrounds and programs that support families, young people and apartment living.

18.14.3. Some of the biggest gaps like schools and childcare sit with the Victorian Government, and Council will continue to advocate strongly while working with partners to plan ahead. Council is also updating the Community Infrastructure Plan to guide future investment and priorities for family and community services.

18.15. First Nations funding, Stolen Generations Marker

18.15.1. A small number of submissions covered First Nations recognition projects, including the Stolen Generations Marker.

18.15.2. This project forms part of our commitments in the Council Plan and Reconciliation Action Plan, recognising the role local government plays in shaping public spaces, acknowledging history and supporting community connection.

18.15.3. The marker is intended as a place for reflection and understanding, contributing to a shared sense of history and respect across the community.

18.16. Rates increase and employee benefits

18.16.1. The cost of rates impacts households and businesses, and it is important they deliver value for everyone by funding the services and improvements people rely on every day, from clean and safe streets to well-maintained parks, libraries and community services.

18.16.2. The proposed rates increase is in line with the Victorian Government cap following Council's one-off rebate last year to help ease cost pressures.

18.16.3. Ongoing support is available including discounts for pensioners and financial hardship options such as payment plans. Council will continue to focus on delivering the services people rely on every day while managing costs responsibly and supporting those who need it most.

19. After considering feedback on the draft budget, the following key changes have been made:

19.1. $250,000 additional funding will be invested into initiatives for food security

19.2. Little India has been repositioned under the strategic priority for a 'Vibrant and creative Melbourne', to better capture the cultural and economic potential for the precinct

19.3. A key activity to "Address infrastructure and amenity opportunities at Docklands" under the strategic priority to 'Building a city for people' has been added.

20. Please refer to Attachment 2 for a detailed log of changes to the draft Budget 2026–27 including other changes made to financials as well as fees and charges.

Legal

21. Pursuant to section 94 of the Act:

21.1. the Council must prepare a budget for each financial year and the subsequent three financial years

21.2. the budget must be adopted by 30 June each year

21.3. the Council must ensure the budget gives effect to the Council Plan

21.4. the budget must contain:

21.4.1. financial statements in accordance with the regulations under the Act

21.4.2. a general description of the services and initiatives to be funded in the budget

21.4.3. major initiatives identified by the Council as priorities in the Council Plan to be undertaken during each financial year

21.4.4. for services to be funded in the budget, the prescribed indicators and measures of service performance that are required to be reported against under the Act

21.4.5. a statement as to whether the rates will be raised by the application of a uniform rate or a differential rate

21.4.6. a description of any fixed component of the rates, if applicable

21.4.7. if the Council proposes to declare a uniform rate, the matters specified in section 160 of the Local Government Act 1989

21.4.8. if the Council proposes to declare a differential rate for any land, the matters specified in section 161(2) of the Local Government Act 1989

21.4.9. information prescribed by the regulations under the Act.

21.5. For this Council, section 28 of the City of Melbourne Act 2001 provides:

21.5.1. the Council may raise any general rates by the application of a differential rate even if it does not use the capital improved value system of valuing land

21.5.2. if the Council uses the net annual value system of valuation and declares a differential rate, the highest differential rate must be no more than 2 times the lowest differential rate.

21.6. Section 96 of the Act requires the budget is developed in accordance with:

21.6.1. the financial management principles set out in section 101 of the Act

21.6.2. the Council's community engagement policy.

Finance

22. The financial implications as a result of the recommendation from management is included, as required, in the Budget 2026–27.

23. The additional $250,000 investment in food security will be funded through savings realised within the organisation's interest and borrowing costs budget, arising from revised cash flow management and the deferral of planned borrowings.

Conflict of interest

24. No member of Council staff, or other person engaged under a contract, involved in advising on or preparing this report has declared a material or general conflict of interest in relation to the matter of the report.

Charter of Human Rights and Responsibilities

25. The recommendation contained in this report is compatible with the *Charter of Human Rights and Responsibilities Act 2006* as it does not raise any human rights issues.

26. Specific Human Rights and Responsibilities assessments are conducted at individual program/project/service level where appropriate.

Health and Safety

27. In developing this proposal, no Occupational Health and Safety issues or opportunities have been identified.

Consultation

28. In line with City of Melbourne's Community Engagement Policy, the Budget is subject to community engagement.

29. Community members had the opportunity to make a submission regarding the draft Budget 2026–27 via the City of Melbourne's Participate Melbourne website between approval of the draft documents on 31 March 2026 and 6pm on 28 April 2026.

30. Beyond the formal channels, the community engagement had been communicated via electronic mail outs, social media posts, e-newsletters, and the Melbourne Magazine.

31. Key engagement uplifts include the six listening posts delivered, the summary budget document developed and translated into three commonly spoken languages other than English, hosted conversations as well as paid and organic social media engagement.

32. The Future Melbourne Committee heard 35 members of the public speaking to their submissions regarding the draft Budget 2026–2027 at the Special Future Melbourne Committee meeting held in the Melbourne Town Hall on Tuesday 12 May 2026 at 5.30pm.

33. Responsible branches and subject matter experts have collaborated internally to prepare the consolidated responses and recommendations for Council consideration.

Relevance to Council Plan, Vision and Council Policies

34. The Budget 2026–27 supports the delivery of the Melbourne 2050 Community Vision, the Council Plan 2025–29 and other relevant Council policies and strategies.

Social and environmental impacts

35. The Budget supports many valued community services, thus enabling a vast array of community benefits and amenity across social, economic and environmental dimensions.

36. Gender impact assessments and environmental impact assessments are conducted at individual program/project/service level where appropriate.

Attachment List

1. Budget Book 2026-27- Final Draft [**6.1.1** - 202 pages]
2. Log of proposed changes to the draft Budget 2026-27 [**6.1.2** - 6 pages]
3. Budget 26-27 Community Engagement Report [**6.1.3** - 28 pages]
4. 12 May 2026 Special FMC - Agenda Item 3.1 and Special Submissions [**6.1.4** - 492 pages]

Budget

2026–27

Acknowledgement of Traditional Owners

The City of Melbourne respectfully acknowledges the Traditional Owners of the land we govern, the Wurundjeri Woi-wurrung and Bunurong / Boon Wurrung peoples of the Kulin and pays respect to their Elders past and present.

We acknowledge and honour the unbroken spiritual, cultural and political connection they have maintained to this unique place for more than 2000 generations. We accept the invitation in the Uluru Statement from the Heart and are committed to walking together to build a better future.

Melbourne City Council 2024–28 4
Messages from the Lord Mayor and the CEO 6
1. Introduction 9
2. The Budget's role in the Integrated Strategic Planning and Performance Framework 15
3. Service performance outcome indicators 51
4. Financial statements 54
5. Notes to the financial statements 71
6. Performance and financial indicators 112
7. Schedule of fees and charges 118
8. Proposal to lease Council land 201

City of Melbourne Budget 2026–27

26 May 2026

Disclaimer
This report is provided for information and it does not purport to be complete. While care has been taken to ensure the content in the report is accurate, we cannot guarantee it is without flaw of any kind. There may be errors and omissions or it may not be wholly appropriate for your particular purposes. In addition, the publication is a snapshot in time based on historic information which is liable to change. The City of Melbourne accepts no responsibility and disclaims all liability for any error, loss or other consequence which may arise from you relying on any information contained in this report.

Melbourne City Council 2024–28

The current Council was elected in October 2024 on a 4-year term. The Council is made up of 11 elected councillors, including the Lord Mayor and Deputy Lord Mayor.

From left to right: Councillor Andrew Rowse, Councillor Rafael Camillo, Councillor Dr Olivia Ball, Councillor Davydd Griffiths, Councillor Dr Owen Guest, Deputy Lord Mayor Roshena Campbell, Lord Mayor Nick Reece, Councillor Mark Scott, Councillor Gladys Liu, Councillor Kevin Louey and Councillor Philip Le Liu.

Budget
2026–27

Lord Mayor
Nicholas Reece

Portfolio head for Infrastructure and the Delivery Unit
Portfolio deputy for Finance, Governance and Risk, and Aboriginal Melbourne

P : 9658 9704
E : nicholas.reece@melbourne.vic.gov.au

Councillor
Philip Le Liu

Portfolio head for Creative and Arts
Portfolio deputy for Planning

P : 9658 9630
E : philip.leliu@melbourne.vic.gov.au

Deputy Lord Mayor
Roshena Campbell

Portfolio head for Planning
Portfolio deputy for Tourism and Events and the Delivery Unit

P : 9658 9043
E : roshena.campbell@melbourne.vic.gov.au

Councillor
Gladys Liu

Portfolio head for Community and City Services
Portfolio deputy for Safety and Cleaning

P : 9658 9636
E : gladys.liu@melbourne.vic.gov.au

Councillor
Dr Olivia Ball

Portfolio head for Aboriginal Melbourne
Portfolio deputy for Environment

P : 9658 9086
E : olivia.ball@melbourne.vic.gov.au

Councillor
Kevin Louey

Portfolio head for City Economy and Business

P : 9658 9170
E : kevin.louey@melbourne.vic.gov.au

Councillor
Rafael Camillo

Portfolio head for Safety and Cleaning
Portfolio deputy for Infrastructure

P : 9658 9010
E : rafael.camillo@melbourne.vic.gov.au

Councillor
Andrew Rowse

Portfolio head for Innovation and Education
Portfolio deputy for City Economy and Business

P : 9658 9051
E : andrew.rowse@melbourne.vic.gov.au

Councillor
Davydd Griffiths

Portfolio head for Environment
Portfolio deputy for Community and City Services

P : 9658 9056
E : davydd.griffiths@melbourne.vic.gov.au

Councillor
Mark Scott

Portfolio head for Tourism and Events
Portfolio deputy for Creative and Arts

P : 9658 8580
E : mark.scott@melbourne.vic.gov.au

Councillor
Dr Owen Guest

Portfolio head for Finance, Governance and Risk
Portfolio deputy for Education and Innovation

P : 9658 9038
E : owen.guest@melbourne.vic.gov.au

Postal address for all councillors

City of Melbourne
GPO Box 1603
Melbourne VIC 3001

Message from the Lord Mayor

This Budget invests in what matters to Melburnians, getting the basics right and building a more liveable city.

Our commitment to financial responsibility means this Budget delivers a hat-trick of surpluses and returns the City of Melbourne to a strong financial position.

This Budget fulfills our commitment to make Melbourne a safer, cleaner, kinder, greener, and livelier city.

We're planning to add up to 150 cameras to our Safe City Camera network and building on last year's record investment in cleaning and graffiti removal.

We are making our city centre easier, safer and more welcoming to walk around, progressing plans for more pedestrian friendly CBD streets. This will transform the retail core of the CBD and deliver a major economic boost for local traders.

This Budget will "Light Up Melbourne" like never before. Across our iconic laneways we will invest in the very latest lighting technology and infrastructure. This will secure Melbourne's status as a night-time capital and be a major visitor drawcard for the city.

Council will also invest in 13 new or upgraded parks and green open spaces to make Melbourne a Garden City. These new parks across our neighbourhoods will support community wellbeing and climate resilience.

These improvements matter because Melbourne is busier than ever, with our world-famous lifestyle attracting strong population growth and record-breaking tourism numbers. We need to invest to protect and enhance the liveability of Melbourne as our city grows.

The extraordinary diversity of modern Melbourne's population is one of our greatest assets – we are a city shaped by people from more than 160 cultural backgrounds.

New investment in multicultural activities and festivals is a key focus of this Budget – these events attract visitors, bring our streets to life, and support local businesses year-round.

Building on the success of Chinatown and the recently launched Koreatown, we will advance plans to establish a Little India precinct and expand our cultural festivals particularly for new and growing communities.

We know that Melbourne residents are facing cost of living pressures. So this year we continue our free fitness programs, free swimming lessons, and $2 pool entry in summer.

Melbourne is a city on the rise, and this Budget will help us soar as the world's best and fairest city.

Nicholas Reece
Lord Mayor
City of Melbourne

Message from the CEO

The City of Melbourne's $804.8 million Budget 2026–27 makes a difference where it counts. It enables our team to deliver what matters most to our communities, while increasing access to services so more people can stay connected to city life.

It reflects a simple but important focus on our business owners, residents, workers, students and visitors – and how we are making the city work for them.

As Melbourne grows, we want to make sure we can continue to provide the high-quality services our communities rely on. This Budget reflects careful financial management and a commitment to delivering those services efficiently and reliably for all.

Our rates discount for pensioners returns this year to support those who have given so much to the city they helped shape. We're also making it easier to interact with Council, with clearer communication, quicker answers and more personalised support because your time matters.

No one should ever go hungry or without a safe place to sleep in a prosperous city like ours. In the year ahead, our team will strengthen our food security programs and invest in local food relief organisations to help families put meals on the table with dignity and compassion.

Our investments in kinder, fairer support for our most vulnerable citizens will allow us to expand on-street services and trauma-informed outreach. We are also strengthening partnerships with frontline organisations to ensure victim-survivors of family violence can access support when they need it most.

Melbourne is an Aboriginal city, where Aboriginal people should feel their history, culture and knowledge are celebrated. That's why we're deepening truth-telling and healing through public art like the Stolen Generations Marker, which honours survivors and supports reconciliation.

Each Melburnian – regardless of circumstance – should benefit from the riches of city life. This Budget will support our team to deliver a city where services are easier to use and more people can take part.

Thank you to the Lord Mayor, councillors and everyone across Team Melbourne for the compassion and care you bring to our city and its people every single day. It is a privilege to know the work we do shapes people's lives, experiences and opportunities.

Alison Leighton
Chief Executive Officer

Budget
2026–27

1. Introduction

Fast facts

- Total budget: **$804.8 million**
- Surplus: **$1.2 million**
- Capital works program: **$175.1 million**
- Events, arts, culture, activation: **$41.2 million**
- Garden City: **$26.4 million**
- Safety and cleaning: **$73.2 million**

Melbourne matters – investing where it counts

Melbourne matters, and so does how we invest in it. That's why this Budget focuses on getting the basics right and building a more liveable Melbourne.

The City of Melbourne's $804.8 million Budget 2026–27 delivers what our community has told us matters most – keeping our city safe, clean, accessible and welcoming for everyone. A city where people are healthy, cared for, feel connected to their community, and can access the support they need.

Our new Council Plan sets the direction for that work. It guides how we deliver essential services, care for public spaces, keep the city moving and manage the infrastructure that supports daily life.

By bringing the Budget forward, we're providing earlier clarity on priorities – so projects and services can be planned and delivered with greater certainty for the community. It puts us in the strongest position to hit the ground running from 1 July, accelerating delivery and supporting better outcomes for Melbourne in the years ahead.

We will deliver a third surplus, strengthening our financial position, providing certainty for the future and putting us on a path to be debt-free by 2032.

Importantly, this Budget continues the high standard of services our community and businesses rely on every day.

A $175.1 million investment in our capital works program will help us deliver the high-quality infrastructure that improves our neighbourhoods and supports future growth.

You'll see the difference in the places you move through every day – with new lighting for our most popular laneways and much-needed green spaces through our Garden City program.

Visitors flock to Melbourne year after year for our culture, sport and major events – and it's our businesses who bring the city to life.

That's why we're helping new businesses grow through our Business Concierge and Business Precinct Programs and supporting traders through the $35 million Queen Victoria Market precinct renewal, including the opening of the new Trader Shed.

And through Invest Melbourne, we're actively building a pipeline of global companies looking to establish new headquarters and jobs in our city.

Melbourne matters – and we'll keep working to ensure our community and businesses have the support to succeed.

Responsible rates, services that make life easier

After the City of Melbourne delivered a full rebate on the Victorian Government's 3% rate rise last year, ratepayers will see an average 2.75% increase on their rates notice this year.

City of Melbourne pensioners will again receive a rates discount of up to 25%, in addition to the Victorian Government's rebate.

All ratepayers can also apply for support through our Financial Hardship Policy, which includes payment plans and interest-free extensions for rates payments.

We've looked closely at this Budget to minimise increases to fees and charges, while expanding free programs and support that help reduce costs for our community.

We're focusing on services that help people in their everyday lives – saving money, staying connected and accessing support close to home.

This includes free and low-cost programs like children's storytime and reading programs, creative tech in our makerspaces, and sport and life-skills programs for young people.

To support community wellbeing, for the second year we'll offer free fitness classes in the park. We're also continuing $2 weekday summer pool visits for residents, along with our free summer swim lessons for a third year.

Rising food prices are impacting our community – that's why we're supporting food security programs that rescue surplus food for those who need it. We'll also expand our food rescue program at Queen Victoria Market, to help food relief providers reach even more vulnerable people in our community.

Bringing our streets to life

We are investing in the colour, culture and creativity that help define Melbourne's identity and keep drawing people back to our city.

This Budget celebrates the traditions of our multicultural communities and the events, residents and businesses tell us matter and that bring our streets to life.

We're investing more than $1.2 million to progress the development of Little India and $250,000 for an all-new multicultural activation stream, strengthening our city's cultural landmarks and precinct identity.

We will invest almost $26 million to deliver our major events including New Year's Eve, Moomba and the Christmas Festival – including additional funds for new City Square decorations – drawing crowds, supporting businesses and cementing Melbourne as the nation's events capital.

We are investing a further $2 million to light up Melbourne – installing new lighting and upgrading existing fixtures to keep our iconic laneways vibrant after dark. Hosier Lane and Flinders Lane will receive upgrades so residents, businesses and visitors can enjoy the city day and night.

To keep our streets vibrant and event-ready throughout the year, we'll invest $2.6 million to upgrade our banner pole infrastructure.

Budget
2026–27

To bolster Melbourne's thriving creative scene, we'll invest $4.2 million in grant programs to support local artists, and $4.5 million for public art projects including the Stolen Generations Marker.

Clean, safe and easy to get around

A safe, clean and accessible city is something every Melburnian wants – and this Budget focuses on these essential programs.

Cleaner streets for residents, businesses and visitors. A stronger, more visible safety presence across the city. And pedestrian areas that are safer, more accessible and easier to navigate.

We're making investments where they count. Following the success of our Community Safety Officer (CSO) program, we are increasing our investment in this program.

This Budget allocates an additional $1.7 million to double the number of officers on our streets. That means 22 CSOs – supporting more vulnerable people and stepping in early to prevent antisocial behaviour.

We're expanding the Safe City Camera network, with plans for up to 150 cameras to be added, supported by a $320,000 investment to maintain city-wide safety around the clock.

Keeping our streets clean is central to a liveable city, and we're doing more than ever to keep Melbourne looking its best.

This Budget includes $34.3 million for the removal of unsightly and offensive graffiti and to enhance our cleaning services across the city. It will also introduce new residential food organics and garden organics (FOGO) services to high-rise apartment buildings, helping maintain the high standards our community expects.

By investing in safer, more walkable streets, we will explore an extension of Bourke Street Mall and refresh Flinders Lane between Swanston and Degraves streets.

We want our streets to be safe for all road users, which is why we're investing in new road safety initiatives and cycling infrastructure – including beginning work on new protected bike lanes on Exhibition Street and progressing designs to improve traffic movement along Queens Bridge Street.

These changes will boost visitation, support local businesses and help bring more life to Melbourne's streets.

A $2 million investment will rehabilitate piles at NewQuay Wharf in Docklands, helping keep the wharf safe, functional and accessible for Melbourne's boating community.

Growing the Garden City

We're leading the way as Australia's Garden City, growing our urban forest and delivering new green open spaces where our community has told us they are needed most.

Melburnians want a city that is green and alive – and our Budget will make this vision come to life, ensuring nature is never far away no matter where you live, work, or visit.

This year, we'll grow the Garden City at record speed and scale, with an investment of more than $26 million to fast-track the delivery of 13 projects in local neighbourhoods.

This includes prioritising the creation of 2,500m^2 of new open space through the Chapman Street pocket park in North Melbourne, as well as completing the Miles and Dodds Street reserve expansion in Southbank.

Work has commenced on Stage Two of the $7.8 million University Square upgrade in Carlton, while a further $5.5 million will progress the delivery of more than 5,000m^2 of new open space along the City Road Undercroft.

Following the successful completion of Birrarung Marr, we'll continue to explore how we can unlock future stages of the Greenline Project – with $4.4 million from the Australian Government announced to further plan the transformation of the north bank of the Yarra River.

The future of the Garden City will remain in clear focus, as we progress our vision to expand the Normanby Road reserve in Southbank – and get the planning right for the city's largest new park Market Square at the Queen Victoria Market.

We will also plant up to 3,000 new trees across the municipality and accelerate greening across the city with the private sector and community groups, while continuing to care for our parks and gardens so they remain among the best in the world.

A fair go for every neighbourhood

Liveability is about more than streets and spaces. It is about access, opportunity and support in every neighbourhood. This Budget invests in the services and facilities that bring things closer to home.

That's why we're investing in modern spaces that enrich and bring communities together. A $2.8 million investment will complete the fit-out and open doors to the new Southbank Library, while work will begin to refurbish the Boyd Community Hub.

Across the city, a $3.5 million investment will finalise designs for the new North Melbourne Community Hub – delivering a modern facility with better access to key services for our growing population.

This Budget supports those doing it tough, with a $2.3 million investment to help those at risk or sleeping rough with the care and support they need.

We will expand our homelessness services, so people are met with care and connection, including for the first time, dedicated support for those facing complex mental health challenges.

We're also strengthening our response to family violence, exploring partnerships with specialist organisations and options for a women's safe refuge.

Healthy communities are at the heart of a liveable city. This Budget invests in free and affordable programs, expands initiatives that support physical and mental wellbeing, and makes it easier for people to stay active.

This includes $250,000 for additional fitness equipment in our parks and $250,000 to upgrade sports lighting, giving local teams more options to train at our facilities.

To help our children get the best start in life, we'll invest $500,000 in early childhood services, while reviewing programs to target support where families need it most.

A fair go for every neighbourhood means investing in places people rely on, and on the services that help everyone to feel safe, supported and included.

Budget
2026–27

Financial snapshot

Our 2026–27 Budget is best understood in the context of the journey that this Council has progressed along in recent years, returning to an underlying surplus and building financial strength for the years ahead. This Budget achieves the right balance with a focus on the key drivers that will ensure Council remains financially sustainable.

The following 4 metrics track our financial journey and the performance we aspire to achieve (amounts expressed in $ million).

Underlying result

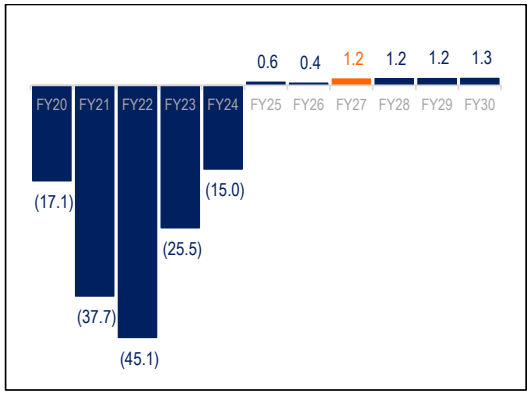

Delivers our third consecutive underlying surplus and continuing our discipline of prudent financial management across all operating activities.

Capital works

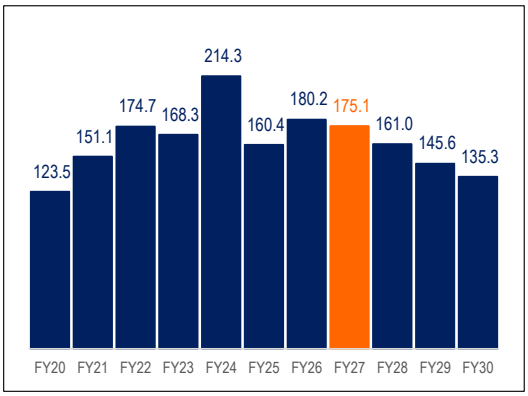

Seeks to stabilise our capital works program to be sustainable in building the necessary infrastructure, both for today and into the future.

Cash

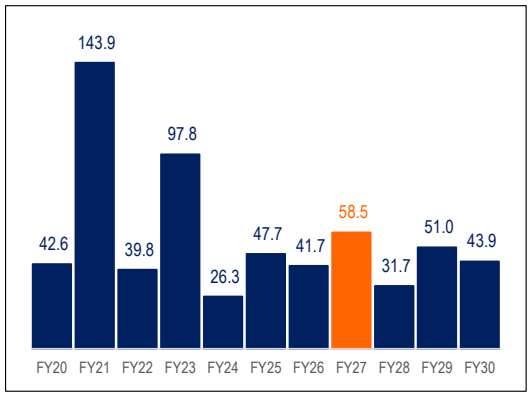

Manages cash to ensure we are in a financially strong position and can respond to unexpected changes in our economic environment.

Borrowings

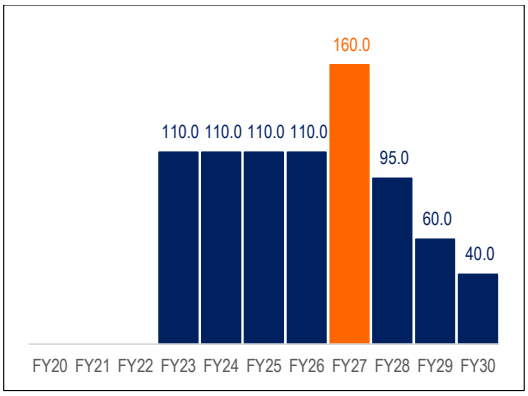

Limit our borrowings to reaffirm that by end of this Council term in 2028–29, debt will be paid down to $60 million.

STATE LIBRARY

Budget
2026–27

2. The Budget's role in the Integrated Strategic Planning and Performance Framework

This section describes how the Budget links to the delivery of the Community Vision and Council Plan within City of Melbourne's Integrated Strategic Planning and Performance Framework.

Integrated Planning and Performance Framework

At the City of Melbourne, all our work is guided by our Integrated Planning and Performance Framework (the Framework), an integrated approach to planning, monitoring, and performance reporting. The Framework helps us identify community needs and aspirations and translate them into meaningful outcomes. It helps us make decisions and allocate resources transparently and ensures we are accountable for what we say we will do.

The Framework is made up of a set of key documents that link together to create a structured approach that guides our work. Each element in the Framework is developed with guidance from our community to ensure accountability and transparency. The diagram below shows the City of Melbourne's Integrated Planning and Performance Framework and the Budget's role within it.

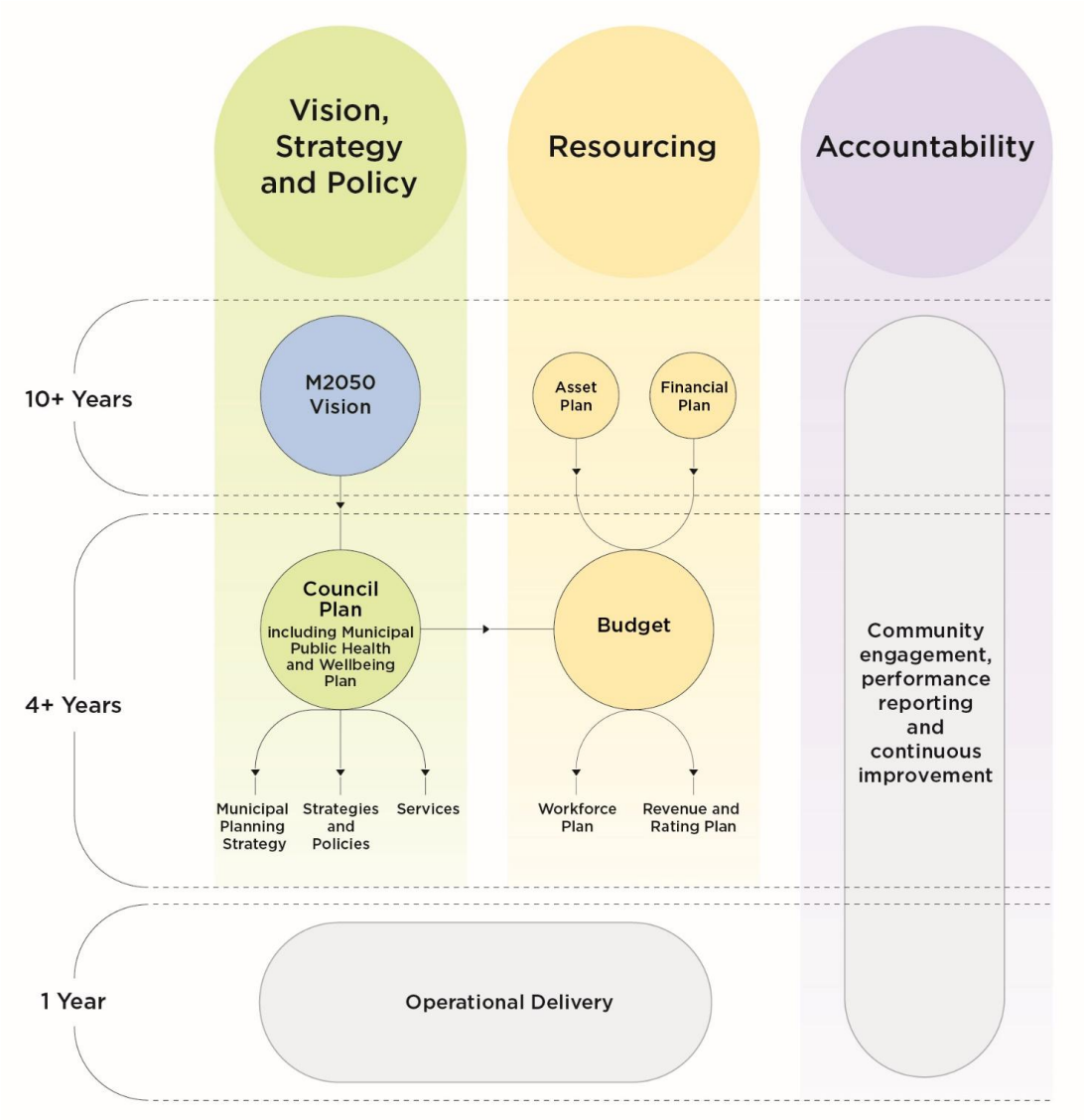

Source: City of Melbourne Council Plan 2025–29

The Framework supports Council's decision-making over the long term (10+ years), medium term (4+ years) and short term (one year).

The M2050 Vision, the 10-year Asset Plan and the 10-year Financial Plan provide long-term guidance and make sure we consider the needs of future community members. The Council Plan sets out a 4-year roadmap for achieving the M2050 Vision based on our community's current priorities and the political, social and financial environment we operate in.

Budget
2026–27

The Budget is the key document which enables the Vision and Council Plan in the short term by allocating the financial resources to deliver services, infrastructure and amenity to meet the needs of community now and in the future.

The Annual Report and quarterly financial and project reports are how Council holds itself accountable by providing transparent information on our progress in delivering our commitments.

Our purpose – M2050 Vision and Council Plan 2025–29

Melbourne 2050 Vision

Our vision for Melbourne in 2050 is: “Liveable Melbourne, growing stronger together.”

The M2050 Vision is a shared, long-term aspiration that outlines our community’s desired future for Melbourne. It’s our north star, guiding our thinking, planning, and strategic decision-making, inspiring action and uniting people around common goals. Thousands of people shaped Melbourne’s 2050 vision. We collected ideas, ambitions and priorities from people who live, work, study, visit or own a business across the municipality.

The 2050 vision and the community aspirations supporting it are a statement of intent for our city. Eight community aspirations underpin the vision, reflecting our community’s values about the kind of city we want to be.

The vision was adopted by Council on 28 October 2025. It is an expression of the type of city we are working towards, and we use it in all that we do. It guides our planning and decision-making, from our annual reports and budgets to our 4-year Council Plan, our 10-year Financial and Asset Plans, and our strategic policy work.

Many people at the City of Melbourne also embody the vision in their daily work with our communities and stakeholders, contributing to the liveability and experience of our city. We're working towards a city that works for everyone, where diversity is a strength and everybody is welcome. Upholding our M2050 Vision strengthens Melbourne's reputation as a diverse, vibrant and magnetic city for decades to come.

Council Plan 2025–29

The Council Plan outlines how we will achieve progress against the M2050 Vision over the next 4 years. It is built around six strategic priorities and 23 outcomes that guide our decisions and shape the delivery of services, infrastructure and amenity over the 4-year Council term. The Council Plan integrates the Municipal Public Health and Wellbeing Plan, which sets out how we will support the health and wellbeing of the community over this period.

The Council Plan is informed by the broader strategic context in which the City of Melbourne operates, including regional, Victorian, and national priorities. It aligns with key legislative frameworks such as the *Local Government Act 2020*, the *City of Melbourne Act 2001*, and the *Charter of Human Rights and Responsibilities Act 2006*, among others.

The Council Plan sets out activities Council will deliver over the course of the term. It establishes a set of strategic indicators to measure the effectiveness of our implementation and ensures we stay on track. Council will evolve the strategic indicators to ensure the way we measure and monitor our progress is up-to-date and reflects the most effective methodology.

Delivery of the Council Plan is supported by:

- the Asset Plan, which ensures we manage our assets effectively through their life cycle from creation to disposal including operation and maintenance
- the Financial Plan, which helps us manage our finances sustainably in the long term
- the Workforce Plan, which ensures we have the right people to deliver services, infrastructure and amenity when we need them
- the Revenue and Rating Plan, which outlines how we source revenue and equitably allocate rates, fees and charges and other revenue levers across our municipal stakeholders.

2026–27 Annual Budget

This document is our one-year plan that outlines how we will resource the short-term and medium-term activities to deliver the Council Plan, while maintaining a strong current financial and cash position. The budget contains details on:

- the internal and external factors that have shaped decisions on how and where to allocate financial resources
- the internal services that Council funds on an ongoing basis to deliver the Council Plan
- the short-term key activities and capital works projects that will deliver specific elements of the Council Plan
- detailed information on how Council generates income (fees and charges, grants etc.) and allocates expenditure (services and materials, staff salaries etc.).

Budget
2026–27

Other planning considerations

Service level planning

While councils are legally required to provide some services, such as animal management, local roads, food safety and statutory planning, many others are not mandated. This includes services often closely associated with councils, such as libraries, building permits and sporting facilities.

Community needs and expectations also change over time. That means councils must regularly review the services they provide to ensure they deliver value for money and remain aligned with what communities need.

This requires clear, robust service planning and ongoing engagement with the community to help prioritise resources and balance service delivery with other responsibilities, including asset maintenance and capital works.

Community engagement for the Budget

City of Melbourne has developed the Budget 2026–27 in accordance with its Community Engagement Policy and Public Transparency Policy.

It has also been informed by previous community engagements, particularly those undertaken for the development of the 2050 Vision, the Council Plan 2025–29 and the Budget 2025–26.

As a result, the Budget is aligned with the strategic priorities and outcomes of the Council Plan 2025–29.

Delivery against our strategic priorities

To deliver the Council Plan, we developed 6 strategic priorities that set out what we seek to achieve, what we will do and how we will measure and communicate progress to the community over the next 4 years.

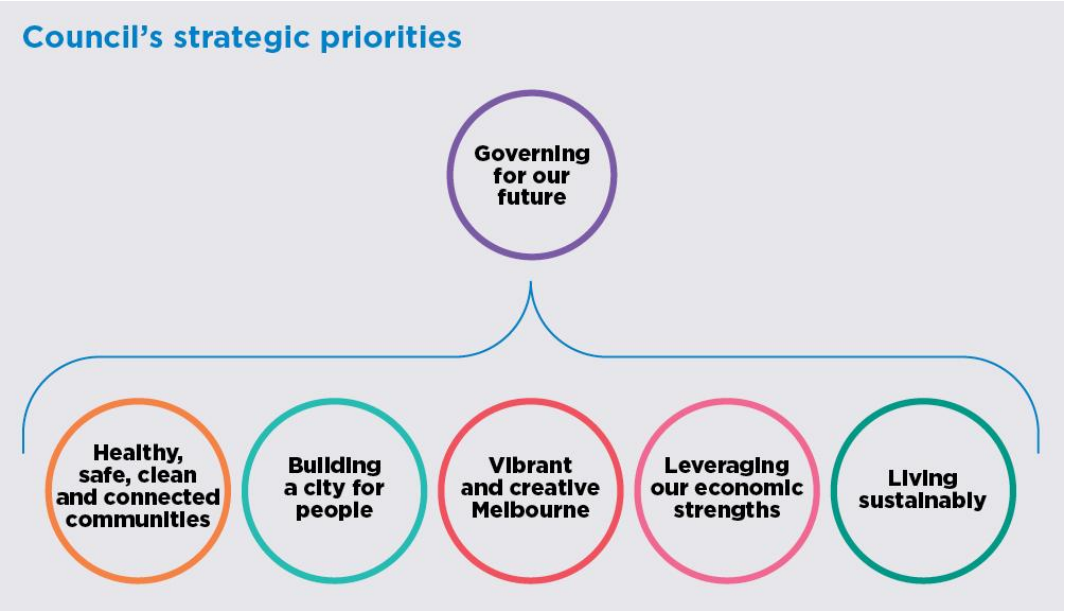

This section outlines the Council Plan's strategic priorities in greater detail, along with a description of the services and initiatives to be funded in the 2026–27 Budget that will support their achievement.

Governing for our future

We're working towards a Melbourne where everything we do builds trust, optimism and hope – where we're ready for the future and curious about global trends which could become opportunities for our city.

Our community told us that transparent and accountable leadership is important, and that we need to make decisions that best prepare Melbourne for the future. They want the City of Melbourne to lead the way on important issues like First Nations self-determination, housing and climate change.

Governing for our future is the overarching strategic priority underpinning how we'll deliver all priorities in the Council Plan. We will focus on making sure everyone in our community feels empowered to participate and share their voice, that our financial decisions sustainably balance current and future needs, and that we maintain and deepen our relationships with First Nations people.

We will continue to lead, advocate and partner on issues important to our community – and the future of our city.

Outcomes

- City of Melbourne is considered a good financial manager, sustainably balancing current and future needs.
- City of Melbourne leads, partners and advocates on issues important to our community at both the municipal and neighbourhood level.
- City of Melbourne partners with First Nations people to further self-determination, advance truth-telling and connect and care for Country.

Budget
2026–27

- We empower Melbourne's diverse communities, including our young people, to participate in city democracy.

How we will deliver

Key activities

Council Plan key activity	Key activity 2026–27	In 2026–27, we will
Develop a leading local government First Nations Strategy	Continue to progress partnerships with Traditional Owners and First Nations communities	Continue and progress partnership agreements to strengthen relationships and collaboration with Traditional Owners and First Nations.
	Deliver on the First Nations Strategy and our Reconciliation Action Plan commitments	Deliver Year 3 of the Reconciliation Action Plan, establish the evidence base for the First Nations Strategy through research and literature review, and commence co-designed engagement with Aboriginal communities.
Invest in community relationship-building at both a neighbourhood and municipal level, facilitate business and community engagement that reaches underrepresented communities and delivers proactive and exemplary customer experience	Continue the Customer Experience uplift program driving service improvement that makes it easy for the community and businesses to engage with Council	Deliver targeted enhancements to digital experiences and customer communications, informed by community feedback.
	Enhance community engagement channels to ensure all community members can use their preferred methods to influence Council decisions	Uplift multilingual engagement practices, both printed and in person, and implement new engagement channels including rates notices and listening posts.
	Explore a participatory budget setting process	Explore and implement a participatory budget tool or always-on digital engagement approach to enable the community to share priorities, ideas and questions about Council's Budget and financial performance.

Council Plan key activity	Key activity 2026–27	In 2026–27, we will
Maintain community trust through service excellence, integrity and transparency in our operations	Review, improve and expand service delivery models driving an uplift in efficiency and customer satisfaction	Improve how Council designs, delivers and measures services, strengthening capability, efficiency and customer-centred outcomes across the organisation through the Service Excellence Framework.
	Implement a Whistleblower Protection Framework	Implement the Whistleblower Protection Framework to enable safe, confidential reporting, ensure legal compliance, and strengthen integrity and transparency across Council.
Strengthen City of Melbourne's financial position through a sustainable revenue base, philanthropic opportunities and reducing costs with efficient, value-driven services, in line with the Financial Plan	Review Council policy to strengthen financial sustainability	Review Council policy to strengthen long-term financial sustainability and resilience.
	Monitor operational expenses ensuring they remain within appetite and deliver a surplus budget	Meet Budget commitments by closely monitoring operational expenses to maintain an underlying operating surplus and support debt reduction targets.
	Explore sustainable revenue opportunities	Explore commercial opportunities aligned with Council Plan priorities, including opportunities to better leverage existing Council assets.
Work in partnership with the Victorian Government, institutions and businesses on key transformative projects and significant policy developments, such as Plan for Victoria, urban renewal and innovation precinct delivery, MAPCo Arts Precinct and Melbourne Metro	Annual delivery of Council's Partnership and Advocacy Plan	Deliver the Year 2 Advocacy and Partnerships Implementation Plan.
	Work with the Victorian Government to review the *City of Melbourne Act 2001*	Advocate to the Victorian Government to review the *City of Melbourne Act 2001* as part of the state election.

Services

Service area	Services	Service descriptions
Customer access and experience	Customer experience	This service leads and manages the customer experience for people who live, work, and visit Melbourne. Its purpose is to ensure the customer is at the centre of everything the City of Melbourne does, by using data and insights to shape services and experiences across the organisation.

Budget
2026–27

Service area	Services	Service descriptions
	Accessibility and inclusion	This service coordinates strategy, policy, projects and internal advice on access, equality and inclusion for our community. Its purpose is to ensure that all people, regardless of their ability, background or identity can fully participate in civic life, as well as embedding inclusion principles across Council activities and decision-making. Its purpose is also to support the City of Melbourne's obligations under the *Disability Discrimination Act 1992 (Cth)* and *Gender Equality Act 2020 (Vic)*.
Strategic	Strategy, design and innovation	This service builds the organisation's capability to think strategically, design better services, innovate for the future, and lead change effectively. Its purpose is to help Council stay relevant, resilient and future-ready in a rapidly changing environment.
	Data and insights	This service provides the organisation and our community with timely and easy access to insights. Its purpose is to develop, source, analyse and communicate data.
	Enterprise climate action	This service ensures Council services, assets, and operations mitigate climate change, respond to climate risks, and advance the Sustainable Development Goals. Its purpose is to support sustainable, resilient services and operations that achieve the best outcomes for the municipal community.
	Enterprise planning and performance	This service supports the organisation to deliver the Council Plan and monitor progress against it. Its purpose is to ensure organisational compliance with the *Local Government Act 2020* as it pertains to the Council Plan and performance monitoring.
	Enterprise project management	This service manages and assures the City of Melbourne's infrastructure, technology, and strategy projects, programs and portfolios. Its purpose is to plan, govern, enable and oversee the 10-year investment pipeline, ensuring alignment with strategic, financial, and operational goals.
	Strategic asset management	This service leads the sustainable management of all Council assets, balancing performance, risk and cost, to ensure they continue to support vital services and improve the quality of life for all who live, work and visit our city.

Service area	Services	Service descriptions
Operational	Finance	The Finance Service manages the city's financial resources to ensure they are used wisely and responsibly. Its purpose is to enable the City of Melbourne to fund essential services and investments today while maintaining long-term financial sustainability.
	Procurement	This service plays a critical role in enabling Council to source goods, services and capital works efficiently, sustainably, and in full alignment with governance standards. Its purpose is to drive strategic procurement and governance excellence, strengthen supplier partnerships, and embed Environmental, Social and Governance (ESG) principles into every stage of the procurement lifecycle.
	Rates and property billing	This service delivers rates collection, data management, and valuation services to City of Melbourne ratepayers. Its purpose is to collect rates on behalf of the city and the community, ensuring accurate, timely payments that support the city's operations, growth, and long-term sustainability.
	People and culture	This service partners with the organisation to attract, develop and support a safe, capable and inclusive workforce that reflects the City of Melbourne's values and purpose. Its purpose is to create the conditions for our people to thrive; by ensuring they are safe, well, engaged and equipped to deliver exceptional outcomes for the community.
	Technology	This service delivers secure, scalable and innovative technology solutions that support the City of Melbourne's operations and strategic objectives, including digital platforms, cybersecurity, data governance, infrastructure and emerging technologies. Its purpose is to empower teams and community-facing services by providing reliable IT systems, enabling digital transformation, and ensuring compliance with governance and policy frameworks.

Budget
2026–27

Service area	Services	Service descriptions
	Communications and marketing	This service supports the City of Melbourne through effective, integrated, timely and innovative external and internal communications. Its purpose is to positively position City of Melbourne and drive the delivery of strategic priorities to key audience groups, including City of Melbourne employees. The service also delivers advocacy and stakeholder engagement advice to the organisation.
Governance	Governance and integrity	This service provides frameworks, advice and oversight to ensure transparent, ethical, and accountable decision-making across Council. Its purpose is to uphold integrity, good governance, and public trust in Council's operations and leadership.
	Civic governance	This service delivers civic governance, protocol and administrative functions that uphold the traditions, responsibilities and democratic processes of Council. It coordinates citizenship ceremonies, elections, Town Hall management, official meetings, and civic events, including illumination and half-mast requests on days of significance. Its purpose is to support civic leadership, democratic participation, and the respectful recognition of community and national events.
	Legal services	This service provides expert legal advice, representation, and governance support to ensure Council decisions, operations, and activities comply with legislative and regulatory requirements. Its purpose is to protect the organisation's legal interests and enable confident, lawful, and transparent decision-making.

Strategies and plans

- Customer Service Charter
- Experience Melbourne 2028
- Stretch Reconciliation Action Plan

Healthy, safe, clean and connected communities

Melbourne will be a place where our neighbourhoods support community connection, wellbeing and belonging. Our community told us that supporting health and wellbeing should be prioritised in all ways – social, physical and environmental. For our community, this means healthy air, cleaner streets and public spaces, access to water and food, promoting mental and physical wellbeing, and safety for all.

Through this strategic priority, we will focus on supporting our community to live active and socially connected lives. We will ensure people can access services to support them during times of need.

We will continue to do our part to make sure people who live, work or visit our city feel safe, and that our diverse communities experience a strong sense of belonging here in Melbourne.

Outcomes

- Our neighbourhoods and communities enable physical and mental wellbeing.
- People can access necessary services in times of need.
- Melbourne is safe, clean and accessible to all.
- Our diverse communities can actively participate, connect and experience a sense of belonging in Melbourne.

How we will deliver

Key activities

Council Plan key activity	Key activity 2026–27	In 2026–27, we will
Celebrate our multiculturalism and support intercultural, inclusive and connected communities that engage with each other's cultures and identities	Progress the development of the new North Melbourne Community Hub	Finalise the design and documentation of the new North Melbourne Community Hub and begin procurement of contractors for the construction works.
	Continue to support diversity and inclusion through programs focused on: • people living with disability • our LGBTIQA+ communities • multicultural communities • women	Continue delivering targeted grants and programs, improve business accessibility, support deaf and disabled artists, convene advisory committees, deliver key inclusion events, and strengthen partnerships. Deliver inclusive grants, programs and partnerships supporting people with disability, LGBTIQA+ communities, multicultural communities and women (e.g. accessibility initiatives for businesses, ArtsHouse residencies for deaf and disabled artists, targeted recreation programming, and recognition of key equity dates).
	Create opportunities for multicultural and intercultural celebration, dialogue and programming	Deliver and expand intercultural celebrations through existing programming and identification of additional opportunities.
Enhance accessible programs, services, events, and initiatives	Enable community-based free fitness classes	Deliver the Free Fitness in the Park program, with a focus on social connection and reducing barriers to participation.

Budget
2026–27

Council Plan key activity	Key activity 2026–27	In 2026–27, we will
that promote mental and physical wellbeing across the community	Provide 600 free swimming lessons, and $2 pool entry at selected pools on weekdays	Provide 600 free swimming lessons and $2 weekday entry at selected outdoor pools.
	Expand library services including introduction of the new Southbank Library and exploration of increasing library opening hours	Complete the fit-out of the new, larger Southbank Library and open it to the community, including piloting the Open Library model to enable extended access.
	Leverage the community infrastructure plan to: • create more room hire for community groups and creative groups • explore lighting on sports ovals	Complete installation of new sports lights at JJ Holland Reserve enabling increased usage after dark. Develop a roadmap for new sports lighting and expansion of access to facilities through an after-hours pilot and progressing migration of bookable spaces to a consistent single booking platform.
Enhance support for people with complex public behaviours, including through partnering and advocating for expanded access to mental healthcare, alcohol and drug rehabilitation and other support services	Advocate to other levels of government and key agencies for: • drug rehabilitation services • more on-the-street mental health services • more police presence to enforce state laws	Implement the advocacy plan to increase mental health and drug rehabilitation services through action by the Victorian Government.
Improve safety in the public realm by expanding visible safety presence, advocating for increased police resourcing, advocating for monitoring and continuing to progress bail and sentencing reform and investing in	Expand the visible safety presence in the city	Expand the Community Safety Officer workforce as a visible safety presence in the city through 11 additional Community Safety Officers across the city. Upgrade and expand the Safe City camera network by up to 150 cameras.

Council Plan key activity	Key activity 2026–27	In 2026–27, we will
safety infrastructure and city cleaning	Advocate to the Victorian and Australian Governments for a coordinated review across all levels of government to establish a legislative framework that safeguards the right to protest, while reducing disruption to the functioning of the city and maintaining a safe environment for the community	Advance coordinated advocacy to support a balanced protest framework that protects democratic rights while improving safety, access and the practical management of public spaces.
Lead action on homelessness, reducing rough sleeping and increase affordable housing	Enhance service provision for people at risk or experiencing homelessness, strengthen partnerships and service coordination, including drawing from international policy interventions such as 'no second night'	Transition to new and enhanced homelessness services, including the Melbourne Homelessness Outreach Team and the Homelessness Centre (Safe Space and drop-in centre). Work with providers in a city leadership role to enhance on-street service provision and provide additional support for vulnerable persons.
	Increase access to affordable housing	Progress planning to support the Victoria Street project and broader affordable housing outcomes.
Strengthen community resilience through initiatives and advocacy to address food insecurity, family violence and address loneliness	Investment in programs to address food insecurity	Partner to continue delivery of the Food Rescue Hub with Queen Victoria Market stall holders to address food insecurity. Convene a food security roundtable to strengthen coordination of organisations addressing food insecurity.
	Complement state and federal programs to end domestic / family violence	Enhance Council's response to family violence disclosures and safety risks, including progressing partnerships and opportunities for a women's safe refuge.

Budget
2026–27

Council Plan key activity	Key activity 2026–27	In 2026–27, we will
	Deliver programs and initiatives that support social connection and address loneliness, including connecting people in apartment living	Strengthen partnerships with building managers and Owners Corporations, improve coordination and communications, address service gaps using data insights, and deliver Connected Neighbourhood Grants to support community-led connection.
	Create a fairer Melbourne with a focus on early years uplift and equality of access	Develop enhanced early years services to address early childhood developmental gaps, improving literacy, physical activity, access to nutritious food, domestic-violence prevention support, developmental interventions, and family-centred outcomes.

Services

Service area	Services	Service descriptions
Family, children and youth	Children's services	This service offers high-quality early childhood education and care programs through the provision of long day care and kindergarten within the municipality for children aged up to 6 years. Its purpose is to offer a curriculum that is guided by the National Quality Framework, is child-centred and focused on nurturing the development and wellbeing of each individual child.
	Youth services	This service creates meaningful change and impact with young people across the municipality. Its purpose is to respond to the lived experiences, challenges and aspirations of Melbourne's uniquely diverse demographics of young people.
	Maternal and child health	This service provides free, inclusive, community-based health and wellbeing support to families and carers with children from birth to school age who live or work in the City of Melbourne. Its purpose is to promote the health, development and wellbeing of children, and to support parents and carers in their parenting journey.

Service area	Services	Service descriptions
	Parenting services	This service supports parents and caregivers through evidence-based programs, practical guidance, and community connections to strengthen parenting capacity and family wellbeing. Its purpose is to build resilient families, support healthy child development, and reduce the risk of vulnerability through early intervention.
Health and wellbeing	Healthy aging	This service supports older people through social connection programs and events, health promotion, carer support, information and service navigation, referrals to programs and opportunities, as well as venue hire, grants and subsidies for community groups. Its purpose is to help older people age well within the municipality.
	Environmental health	This service upholds high standards and improves public health and wellbeing in the City of Melbourne by monitoring and inspecting relevant businesses, investigating food safety, nuisance, noise and odour complaints, and providing advice. Its purpose is to ensure that all food and public health premises adhere to standards that protect the health and wellbeing of the community and broader public.
	Family support and counselling	This service provides a range of individual support and group programs to families with children from zero to 17 years old. Its purpose is to help children and families who are experiencing vulnerability and where parents or guardians are experiencing difficulties.
	Immunisation services	This service enables children, adults, families, workplaces and City of Melbourne employees to stay protected from vaccine preventable diseases by delivering funded and privately paid vaccines. This results in improved individual and community health, reduced disease transmission, decreased healthcare burdens and improved community resilience.
	Health promotion and policy	This service advocates for and promotes good physical and mental health across the municipality for residents, students, workers and visitors. Its purpose is to support the community to feel their best through living healthy lifestyles and adopting positive behaviours.

Budget
2026–27

Service area	Services	Service descriptions
Community empowerment	Aboriginal empowerment	This service provides authoritative advice and practical guidance to strengthen governance, mitigate risk and integrate Aboriginal perspectives into corporate strategies and operational planning. The service facilitates structured engagement with Traditional Owners and Aboriginal communities and delivers cultural capability programs to support compliance and continuous improvement across the organisation and municipality.
	Community engagement	This service provides specialist advice and support to staff to help them meet the requirements of the Community Engagement Policy. Its purpose is to guide Council decision-making on specific matters, such as developing new policies or planning community facilities.
	Community grant making and grant seeking	This service provides grants to local community groups, not-for-profit organisations and individuals to deliver projects, programs and events that benefit the municipality. Its purpose is to empower Melbourne's diverse communities to connect, participate and take local action that strengthens inclusion, fairness, accessibility, health and wellbeing.
	Housing and homelessness support	This service provides expert advice, advocacy and delivery of affordable housing. Its purpose is to increase the provision of affordable housing within the municipality.
	International student support	This service empowers Council to enhance the wellbeing, inclusion and success of international students within the municipality. Its purpose is to implement strategic initiatives, advocacy efforts, and engagement activities that support the social, cultural, and economic integration of international students.
	Sustainability and climate resilience	This service engages the community in climate action, resilience, and urban greening, empowering individuals and organisations to prepare for and respond to climate impacts. Its purpose is to build awareness, capacity, and participation in community-facing projects that strengthen Melbourne's resilience and support a low-carbon future.

Service area	Services	Service descriptions
Safety and regulation	Emergency management	This service coordinates the City of Melbourne's approach to emergency management, ensuring preparedness, response and recovery align with legislative and community expectations. Its purpose is to fulfil Council's obligations under the Emergency Management Act 2013 and to safeguard people, property and the environment before, during and after emergencies.
	Animal management	This service manages domestic animals through education, regulation, and enforcement. Its purpose is to promote responsible pet ownership and community safety.
	City safety	This service promotes community safety, ensures compliance with local laws and relevant legislation, and manages safety infrastructure such as school crossings. Its purpose is to enhance public safety.
	Security services	This service provides security operations and access management across Council-owned buildings and public spaces. Its purpose is to protect people, property, and assets by preventing and responding to security risks and incidents.

Strategies and plans

- Affordable Housing Strategy 2020–30
- Health and Wellbeing Action Plan
- Inclusive Melbourne Action Plan 2024–26
- Inclusive Melbourne Strategy
- Recreation Facilities Provision Framework 2024–41
- Waste and Resource Recovery Strategy

Building a city for people

We'll make Melbourne a people-first city by delivering well-designed and connected places. Our community told us that they want a city with excellent transport and walkability – which is safe and accessible by design.

As we plan for population growth, our community highlighted the importance of green and blue spaces – including parks, open spaces and waterways – alongside high-quality urban design and diverse, appropriate housing options.

Through this strategic priority, we will focus on designing, planning and building a city which enables our community to live well. We will ensure our streets, squares and community spaces are accessible places where our community can come together. We will create a liveable, affordable and inviting city that is easy to move around and is supported by people-centred, creative and sustainable urban environments.

Budget
2026–27

Outcomes

- Locals and visitors alike can move around Melbourne easily and efficiently, with a well-designed, accessible and connected transport network.
- Melbourne's streets, squares and community spaces welcome people of all ages, identities and abilities, to meet and connect.
- As our population grows, Melbourne offers a wide range of homes to choose from, to suit all household types and budgets.
- High-quality design in our buildings and public places supports people-centred, creative and sustainable urban environments.

How we will deliver

Key activities

Council Plan key activity	Key activity 2026–27	In 2026–27, we will
Design a city shaped by culture, stories and heritage	Investigate contemporary approaches to management of monuments and memorials	Implement recommendations from the monuments and memorials review.
Enhance movement and transport network in Melbourne, including through advanced modelling and prioritising people movement	Continue the work to develop a new central city transport model	Use the model to support scenario testing for proposed projects that impact the city's road network.
	Continue to deliver the City Road Master Plan, including by advocating to the Victorian Government to make City Road safe	Continue delivery of the City Road Undercroft Park (Action #2 of the City Road Master Plan to 'Reimagine Kings Way Undercroft as a Community Space').
	Continue to deliver the Transport and Amenity Program and prepare for and respond to traffic changes in West and North Melbourne when the West Gate Tunnel opens, noting that these projects require approval from the Department of Transport and Planning	Commence procurement and construction on Franklin Street and Hawke Street, progress construction on Dynon Road, complete works on Abbotsford Street, and undertake community engagement for the Spencer Street North Master Plan, subject to Department of Transport and Planning approvals.

Council Plan key activity	Key activity 2026–27	In 2026–27, we will
	Monitor the evolving legislative framework and use of shared e-bikes and e-scooters and respond as required	Continue to monitor the evolving legislative framework and use of shared e-bikes and e-scooters and respond as required.
	Implement and refine the cycling infrastructure network focusing on safety and functionality of the road network	Continue the rollout of the cycle infrastructure program on Queensberry Street and Rathdowne Street, and progress design development and community engagement for Queens Bridge Street and Flinders Street.
	Refresh the Transport Strategy and develop a Central City Transport Model to optimise access, pedestrianisation, safety and movement for all transport modes and road users	Deliver a new Central City Transport Model to improve understanding of how people and goods move through the municipality and inform future transport planning.
Enhance pedestrian experience and improve road and street safety	Investigate a registration scheme for commercial delivery bikes operating within the municipality	Investigate legislative and policy options to require delivery bikes to be registered or permitted, including analysis, stakeholder consultation, and recommendations to Council to improve safety and regulation outcomes.
	Create a design-led City Streetscape Framework that shapes investment in Melbourne's public realm, transforming streets and laneways into vibrant, inclusive and visually compelling urban environments	Review existing governance and strategic documents guiding streets and public-realm investment to inform future streetscape planning.

Budget
2026–27

Council Plan key activity	Key activity 2026–27	In 2026–27, we will
Expand and improve road and active transport infrastructure	Review Exhibition Street and Queens Bridge Street to deliver safety and congestion improvements	Deliver bike lane infrastructure upgrades on Exhibition Street with increased greening and progress design development, traffic and structural assessment for Queens Bridge Street, with works subject to funding and approvals.
	Advocate for enhanced transport infrastructure and services in Melbourne including: • airport rail link • expanding the free tram zone • public transport to Fishermans Bend • all-electric buses and trains • community safety on the public transport system	Advance public transport priorities through coordinated planning and advocacy to improve connectivity, safety and sustainability, supporting housing growth and economic development.
	Resolve questions of control and management of land abutting Moonee Ponds Creek and complete planning scheme amendment C417 Macaulay	Resolve land control and management issues along Moonee Ponds Creek and progresses planning for the Macaulay precinct through Planning Scheme Amendment C417. In 2026/27 we will deliver planning controls for Macaulay.
Plan for current and future growth and the delivery of urban renewal precincts with high-quality design outcomes, adequate community infrastructure and delivery of open space	Partner with industry to support and facilitate adaptive re-use / conversion of vacant commercial office buildings	Support adaptive reuse of underutilised office buildings by implementing the Retrofit Melbourne Plan and enabling conversion through partnerships within the sector, targeted policy and program actions. We will review the Floor Area Uplift Guidelines to include adaptive reuse and implement priority opportunities identified through the scoping study.

Council Plan key activity	Key activity 2026–27	In 2026–27, we will
	Continue to deliver the Melbourne Design Excellence Program to build on Melbourne's global reputation as a city known for outstanding design	Deliver priority actions from the Design Excellence Delivery Plan and continue core design excellence programs.
	Monitor and respond to priority planning matters including: • state planning reforms • city growth and housing targets • community infrastructure and development contributions • renewal precincts (Arden, Macaulay, Fishermans Bend) • inclusionary zoning to deliver affordable housing • advocacy for uplift mechanisms to enhance creative, art and design outcomes	Engage on state planning reforms and implement state housing targets, prepare the Municipal Developer Contributions Plan following Community Infrastructure Plan endorsement, and progress planning controls for Arden and Macaulay.
	Address infrastructure and amenity opportunities at Docklands	Advocate to Development Victoria / Victorian Government for additional land to provide new community open space. Investigate a new dog off-lead area. Facilitate and advocate for an expansion of Docklands Primary School Finalise and commence implementation of the Docklands Public Realm Improvement Plan

Budget
2026–27

Council Plan key activity	Key activity 2026–27	In 2026–27, we will
Strengthen Melbourne's planning scheme to ensure decisions on planning protect and enhance liveability	Advocate for enhanced tax settings within Melbourne to promote investment, encourage development and increase housing supply including the introduction of a special economic zone.	Finalise the advocacy plan, promote Council's position to state election candidates, and follow up with the elected government on implementation post-election.

Services

Service area	Services	Service descriptions
Places and spaces	Library services	This service provides free and equitable access to information, ideas, activities and resources for all members of the community. Its purpose is to promote learning, connection, and participation by removing barriers for people of diverse backgrounds, fostering inclusion and ensuring everyone can participate in and contribute to society.
	Sport and recreation	This service provides inclusive and accessible sport, aquatic and recreation programs, facilities and spaces that encourage people of all ages and abilities to be active, healthy and connected. Its purpose is to support community wellbeing by promoting participation in physical activity, fostering social inclusion, and creating opportunities for play, fitness and recreation across the municipality.
	City waterways and waterfronts	This service manages and develops Melbourne's waterways and waterfront spaces in partnership with Council and the Victorian Government. Its purpose is to ensure these iconic areas are safe, accessible, and vibrant places that support diverse community, commercial, and recreational uses.
	Neighbourhood partnership	This service connects Council with community, businesses and organisations to strengthen neighbourhoods and respond to local priorities. Its purpose is to enable collaboration, capacity building and place-based action that supports vibrant, inclusive and resilient neighbourhoods.

Service area	Services	Service descriptions
	Parks and open spaces	This service delivers planning, management and maintenance for the city's parks and open spaces, trees, streetscape greening and green infrastructure. Its purpose is to ensure the provision, management and maintenance of parks and green infrastructure meets community needs and advances ecology goals.
Planning and building	Planning and building	This service provides planning and building regulation services to manage Melbourne's growth and development. Its purpose is to shape and protect the city's identity while ensuring sustainable, safe, and liveable outcomes.
	Affordable housing	This service provides expert advice, advocacy and delivery of affordable housing. Its purpose is to increase the provision of affordable housing within the municipality.
Design and capital works	Capital works	This service delivers high-quality project leadership and management services for a range of business units across the City of Melbourne organisation, facilitating the delivery of sustainable infrastructure across the city in the form of new, renewed and upgraded assets. Its purpose is to ensure that community facilities, public spaces and city infrastructure meet the evolving needs of residents, businesses and visitors.
	City design	This service provides strategic design advice, professional design services, design review, advocacy, and design governance oversight for City of Melbourne strategic, capital, renewal, and maintenance projects. Its purpose is to create enduring and inspiring places for all.
Parking, transport and mobility	Parking	This service manages parking across Melbourne, including kerbside parking, Council's 4 commercial carparks and areas covered by private parking agreements. Its purpose is to support customers to park safely so they can reach their destinations and connect with others.
	Roads and public infrastructure	This service manages the City of Melbourne's road reserve assets and the safe movement of traffic across the city. Its purpose is to ensure the city is safe, accessible, and attractive for people who live, work, and visit.

Budget
2026–27

Service area	Services	Service descriptions
City operations	Waste and recycling	This service provides the collection and processing of landfill waste, recycling, food and garden organics (FOGO), and supplemental waste services, for all eligible residential and commercial premises within the municipality. Its purpose is to provide an essential, reliable, and safe waste management system that protects public health and amenity while meeting all legislative requirements.
	Clean city	This service manages cleanliness and presentation of public spaces across the city, excluding parks and reserves. Its purpose is to ensure public spaces are clean, safe, and welcoming for everyone.
Infrastructure and asset management	Property management	This service acts as the custodian of Council land and property. Its purpose is to strategically manage the property portfolio to support Team Melbourne in delivering essential and community services.
	Facilities and property maintenance	This service maintains Council-owned buildings. Its purpose is to ensure that our buildings are safe, functional, compliant and inclusive. The service delivers value by creating safe and welcoming environments that connect people.
	Climate ready civil infrastructure management	This service provides advice and guidance to ensure civil infrastructure and asset management meet regulatory duties related to climate change. Its purpose is to embed sustainable and compliant practices across all stages of the asset lifecycle.

Strategies and plans

- Future Streets Framework 2030 and Beyond
- Green our City Strategic Action Plan
- Heritage Strategy
- Open Space Strategy
- Parking and Kerbside Management Plan
- Public Lighting Strategy
- Retrofit Melbourne 2023
- Skate Plan
- Transport Strategy 2030

Place-based structure plans and master plans

- City North Structure Plan
- Docklands Public Realm Plan

- Greenline Implementation Plan
- Macaulay Structure Plan
- Maribyrnong Waterfront – A Way Forward
- Melbourne Innovation Districts Opportunities Plan
- Moonee Ponds Creek Strategic Opportunities Plan
- Queen Victoria Market Precinct Renewal Master Plan
- Southbank Structure Plan
- West Melbourne Structure Plan

Public open space master plans

- Carlton Gardens Master Plan
- Domain Parklands Master Plan
- Fawkner Park Master Plan
- Fitzroy Gardens Master Plan
- Flagstaff Gardens Master Plan
- Princes Park Master Plan
- Royal Park Master Plan
- University Square Master Plan

Major streetscape master plans

- City Road Master Plan
- Elizabeth Street Strategic Opportunities Plan
- Southbank Boulevard and Dodds Street Concept Plan

Vibrant and creative Melbourne

Melbourne will be alive with experiences, where creativity and curiosity support connection, innovation and vibrancy. Our community has told us that they want to leverage our culture of bold imagination and see creativity that connects people across generations and cultures, where life-long learning is encouraged, and art can be made in Melbourne.

Through this strategic priority, we will work with partners in the creative sector to ensure that arts, culture and experiences that capture the character and identity of Melbourne continue to be nurtured here. We will ensure that Melbourne remains a world-class creative capital – where events and experiences happening in local neighbourhoods and the central city are accessible to all.

Outcomes

- Uniquely Melbourne experiences are accessible to everyone through city and local events and creative offerings.
- The places and partners that contribute to Melbourne's creative identity, collaborate to ensure Melbourne remains a world-class creative capital.
- Local creative talent is supported and retained within the City of Melbourne

Budget
2026–27

How we will deliver

Key activities

Council Plan key activity	Key activity 2026–27	In 2026–27, we will
Activate the city in ways that reflect and amplify Melbourne's distinct character	Increase opportunities for more cultural festivals and local markets programming throughout the year by empowering multicultural communities to deliver events	Deliver a simple, inclusive event grant that supports smaller community festivals and markets, for events scheduled to take place in the 2028 calendar year.
	Enhance lighting infrastructure in laneways and on buildings in partnership with property owners and stakeholders	Deliver new and upgraded lighting across key locations including Collins Street, Little Bourke Street (Chinatown), Healeys Lane (Koreatown), Hosier Lane, Hardware Lane.
	Progress Little India in line with Council recommendations	Engage extensively with Docklands and Indian communities. Trial different activations to provide a tangible experience of potential ideas which could shape the precinct.
Build relationships, connections and serve as a conduit for Melbourne's creative sector, to grow local and global audiences for our creatives and musicians	Support the creative sector through exploring additional creative spaces and advocating for enhanced grant funding for the arts	Investigate new ways of supporting our creatives with spaces, including a focus on adaptive use of vacant spaces, stronger collaboration with agents and landlords and consideration of future sublease opportunities.
Strengthen Melbourne's brand and civic pride	Implement mechanisms for Council to address vacant and dilapidated buildings which can include differential rates, strengthened local laws and targeted advocacy	Implement mechanisms to address vacant and dilapidated buildings including a review of the Graffiti Management Policy, development of temporary hoarding guidelines, investigation of differential rate options, and a review of the requirements for the temporary activation of stalled developments.

Council Plan key activity	Key activity 2026–27	In 2026–27, we will
	Evolve the brand of Melbourne to enhance a sense of place and connection locally and globally	Deliver a coordinated Brand Melbourne program to strengthen civic pride, including refreshed visual identity and assets, aligned communications and tone of voice, visitor and leisure marketing, civic pride activations, stakeholder partnerships, and brand tracking.
	Explore new opportunities to elevate city dressing including the expanded use of banner poles and signage, and decluttering redundant street infrastructure and signage	Deliver the banner pole replacement program to improve safety and functionality while enhancing city presentation. .
Melbourne's creative programs and events support city activation, ensuring seasonal opportunities (i.e. winter) are maximised	Review Melbourne's events program to optimise winter activations and enhance community experiences	Festivalisation of major events with partners to activate neighbourhoods, drive retail and hospitality benefits, and strengthen Melbourne's brand, pride and place outcomes. Deliver a pilot Light Up Melbourne program across selected Council and partner events, increasing laneway and city lighting and collaborating with local businesses.

Budget
2026–27

Services

Service area	Services	Service descriptions
Arts, events and tourism	Visitors and tourism service	This service leads and supports Melbourne's visitor economy through strategic leadership, industry partnerships, wayfinding, and visitor services. Its purpose is to strengthen Melbourne's position as a premier global destination by helping visitors navigate and enjoy the city while enabling industry to deliver inclusive and uniquely Melbourne experiences.
	Events and festivals	This service creates unforgettable experiences through uniquely Melbourne events, sponsoring of events, bold marketing initiatives and managing public open spaces. Its purpose is to strengthen Melbourne's position as the events capital of Australia, drive visitation and spend, and celebrate community through support of local festivals and events.
	Arts and culture	This service activates and enhances the city by providing creative learning opportunities through leadership, investment, service delivery, programming, infrastructure, engagement and support. It delivers arts and creative programs, events, festivals and experiences, and engages with the community to support the creative industries sector.

Strategies and plans

- Creative Programming Framework
- Creative Strategy
- Experience Melbourne 2028

Leveraging our economic strengths

We back ambition and champion innovation in Melbourne, with growth that delivers for everyone. For Melbourne to thrive, our community told us they want to see new ideas, emerging industries and more global talent. Our community wants us to leverage our creativity, experiences and culture of experimentation to build the economy, and support local jobs and places.

Through this strategic priority, we will focus on how we leverage our strengths of a thriving knowledge economy, a diverse, young, talented population, a central location, and capabilities to make Melbourne an attractive place for talent, education and investment. We will work to reduce inequalities in our community, so every person who calls Melbourne home can thrive and prosper.

Outcomes

- Melbourne leverages our economic strengths and capabilities to drive innovation, education and investment.
- Melbourne's economy enables everyone to participate and benefit from our shared prosperity.
- Melbourne's underutilised spaces are transformed to create a city alive with energy.
- Melbourne's experiences and precincts underpin a robust visitor economy, connecting locals and visitors to Melbourne's identity, driving visitation and spend.

How we will deliver

Key activities

Council Plan key activity	Key activity 2026–27	In 2026–27, we will
Engage domestically and internationally to grow the economy, drive innovation, support sustainability and strengthen communities	Build global city partnerships beyond sister cities to strengthen local business, cultural exchange, and international connections, including inbound delegations	Pursue strategically aligned international engagement initiatives including cross-border innovation programs, capability-building activities, global profiling and strategic visits to strengthen priority city-to-city relationships and support delivery of the Economic Development Strategy.
	Build relationships with diaspora communities and enhance support for international students to strengthen cultural, business, and international connections	Deliver key elements of the Global Education Framework including the 24th Lord Mayor's Student Welcome, the Student Ambassador Program, and wellbeing and employability workshops at The Couch, and scope an alumni engagement activity aligned with the City of Melbourne International Engagement Framework.
Enhance Melbourne's role as a global powerhouse of innovation attracting the brightest minds, ambitious innovators and best enterprises	Explore opportunities to increase investment in start-ups including through: • leveraging existing Council subsidiaries • incubator partnerships • mentoring programs	Deliver a second round of the Innovation Development Fund to support the innovation ecosystem through targeted funding, capacity-building, promotion, mentoring and initiatives that accelerate commercialisation and support under-represented entrepreneurs.

Budget
2026–27

Council Plan key activity	Key activity 2026–27	In 2026–27, we will
	Invest in and grow Melbourne's visitor economy in line with Experience Melbourne 2028, promoting Melbourne as a premium destination of choice for interstate and international visitors	Deliver the Melbourne Experience Guidelines and Culinary Tourism Framework, strengthen industry capability and partnerships, improve accessible visitor services, embed proven initiatives, and increase visitor contacts.
Explore mechanisms to deliver new Business Improvement Districts and strengthen high street and place-based activation through partnerships and broad local area engagement	Explore a seafood precinct and encourage community markets and festival decorations	Scope community and laneway markets, unlock under-utilised spaces for market use, and trial a Seafood Precinct as part of broader market activity.
	Partner with business precincts to deliver enhanced activation and streetscape improvements, including through a high-street strategy to promote economic activity	Develop and begin delivery of 2 or 3 precinct-based Place Action Plans to unite and drive tangible change in our precincts' presentation, identity and activation to deliver increased economic outcomes.
Implement the Retrofit Melbourne Plan and catalyse adaptive re-use of underutilised buildings through pilot projects, advocacy, partnerships and policy innovation	Deliver the Retrofit Melbourne Plan including exploring repurposing of vacant office buildings	Deliver an incentive scheme to support Retrofit Melbourne and the repurposing of vacant office buildings.
Lead, deliver and advocate for innovative technology in our city	Explore the use of advanced technology to enhance city services such as waste management and city cleaning	Uplift amenity and cleanliness by installing sensors into non-solar compactor bins.

Council Plan key activity	Key activity 2026–27	In 2026–27, we will
Streamline regulations to enhance productivity and better realise business potential	Continue to review and streamline processes to reduce startup times and remove unnecessary barriers for new businesses	Increase the capacity of the Business Concierge service, strengthen headquarters attraction through targeted interstate and sector-focused investment activity, expand lead generation and trade mission participation.

Services

Service area	Services	Service descriptions
Business and investment	Business support	This service provides tailored business engagement, support, and investment facilitation for new, existing, and prospective businesses across the City of Melbourne. Its purpose is to strengthen the city's economic ecosystem by enabling business growth, fostering collaboration, and attracting investment.
	Economic development	This service drives economic growth and global competitiveness by leading local and international engagement, support, advocacy, and strategic investment. Through data-driven insights and targeted programs, we support business resilience, innovation, and capacity building, ensuring a thriving, inclusive economy.

Strategies and plans

- *The Melbourne Advantage*: Economic Development Strategy 2030
- International Engagement Framework

Living sustainably

Melbourne will be a green city where we prioritise the regeneration of our natural environment and protect our biodiversity. Our community values sustainability and climate action – and they want to share in the responsibility of caring for Country. They want to see thriving native ecologies, clean and healthy waterways, and decision-making which positively impacts our planet.

Through this strategic priority, we will ensure that everyone in our community has access to parks, open spaces and healthy waterways close to home. We will help our community prepare for extreme weather events, including floods and heatwaves. We will partner with our community as we continue our journey to zero emissions, and support community ambition to regenerate our landscapes through Country-first practices.

Budget
2026–27

Outcomes

- Communities across the municipality have local access to clean, high-quality parks, waterways and open space.
- Our residents and businesses are supported to transition to a resilient, zero emissions city and circular economy.
- Country-first approaches result in the restoration of local ecology, regenerative landscapes and native vegetation.
- Communities are prepared for extreme weather events through knowledge, strong local connections and a resilient built form and environment.

How we will deliver

Key activities

Council Plan key activity	Key activity 2026–27	In 2026–27, we will
Deliver clean and revitalised waterways and green corridors, with a focus on enhancing ecological connectivity	Enhance water quality and revitalise green corridors along the Yarra River – Birrarung, Moonee Ponds Creek and Maribyrnong River	Progress enhancement of water quality and revitalisation of green corridors through delivery of a new Integrated Water Management Plan and associated infrastructure plan, driving the coalition for a Swimmable Birrarung and activation of riverfront precincts.
Drive a city-wide shift towards efficient circular economy, renewable energy and climate resilience	Pilot a new program offering a suite of services to support apartment residents and businesses with energy costs, efficiency, renewables, electrification, resilience and net zero goals, in close collaboration with Owners Corporation committees	Deliver the Pilot Apartment Concierge program to provide sustainability advice for residents and owners corporation committees that live in apartment buildings.
	Deliver a Circular Economy Framework and a new Integrated Climate Change Strategy	Develop a Circular Economy Framework and a new Integrated Climate Change Strategy.

Council Plan key activity	Key activity 2026–27	In 2026–27, we will
	Facilitate a bulk purchasing program of renewables for residents and businesses	Implement the Melbourne Renewable Energy Project 3.
	Determine the best, most climate resilient footpath materials for Melbourne	Investigate and deliver a recommendation on the most climate resilient footpath materials for Melbourne.
Green our city through the accelerated delivery of parks, gardens and open spaces. Protect and enhance our natural environment and habitat, supporting the recovery of threatened and locally extinct native species	Continue acceleration of new parks, gardens and open spaces and delivery of the Urban Forest Precinct Plans and review internal and external funding levers to enable open space delivery	This year, we'll grow the Garden City with an investment to fast-track the delivery of 13 projects in local neighbourhoods.
	Increase the number of indigenous plant species planted in garden beds across the municipality'	Increase the number of indigenous plant species planted in garden beds across the municipality by planting at least 10 different indigenous species across projects.
	Publish and maintain a list of national and state-listed threatened species that occur in the municipality, and indigenous species that have become locally extinct since 1970	Review and update previous work on species extinction in the city including collating records of state and federally listed species in the city.
	Develop a Caring for Country Framework to embed Aboriginal and Torres Strait Islander knowledge, values, and custodianship into land management, urban design and planning	Develop and implement Caring for Country Framework to embed Aboriginal and Torres Strait Islander knowledge, values, and custodianship into land management, urban design and planning.

Budget
2026–27

Council Plan key activity	Key activity 2026–27	In 2026–27, we will
Support community and business led action to enhance city greening in streets and on private land	Significantly expand city and neighbourhood greening with more planter boxes, green walls and roofs, rooftop gardens and community food gardens through partnerships with residents, businesses and property owners	Implement Greening Guidelines and deliver round 6 of the Urban Forest Fund.
	Support industry implementation of the Green Factor tool to enable greening of new buildings	Support industry implementation of the Green Factor tool to enable greening of new buildings.

Services

Service area	Services	Service descriptions
Civic futures and strategy	Climate-ready built environment	This service provides specialist advice on climate change and sustainability to guide urban development and planning across the municipality. Its purpose is to embed environmental sustainability and resilience principles into strategic planning, infrastructure design and development decisions.
	Circular economy	This service leads the transition of Council and its community towards a circular economy. Its purpose is to embed circular economy principles across council operations, community programs, and service design through expert advice, education, and innovation.
	City shaping	This service brings together community insights, expert knowledge, data, and policy to shape a better future for Melbourne. It turns vision into action through planning tools and strategies, supporting an inclusive, sustainable, and thriving city for all.

Strategies and plans

- Climate Change Adaptation Strategy
- Climate Change Mitigation Strategy to 2050
- Emissions Reduction Plan

- Municipal Integrated Water Management Plan
- Nature in the City
- Urban Forest Strategy
- Yarra River – Birrarung Strategy

Urban forest precinct plans

- Carlton Urban Forest Precinct Plan
- Central City Urban Forest Precinct Plan
- Docklands Urban Forest Precinct Plan
- East Melbourne Urban Forest Precinct Plan
- Fishermans Bend Urban Forest Precinct Plan
- Kensington Urban Forest Precinct Plan
- North and West Melbourne Urban Forest Precinct Plan
- Parkville Urban Forest Precinct Plan
- South Yarra Urban Forest Precinct Plan
- Southbank Urban Forest Precinct Plan

Budget
2026-27

3. Service performance outcome indicators

This section describes the service performance outcome indicators for key areas of Council's operations. Council is required by legislation to identify major initiatives, initiatives and service performance outcome indicators in the Budget and report against them in the Annual Report to support transparency and accountability. The relationship between these accountability requirements in the Council Plan, the Budget and the Annual Report is shown below.

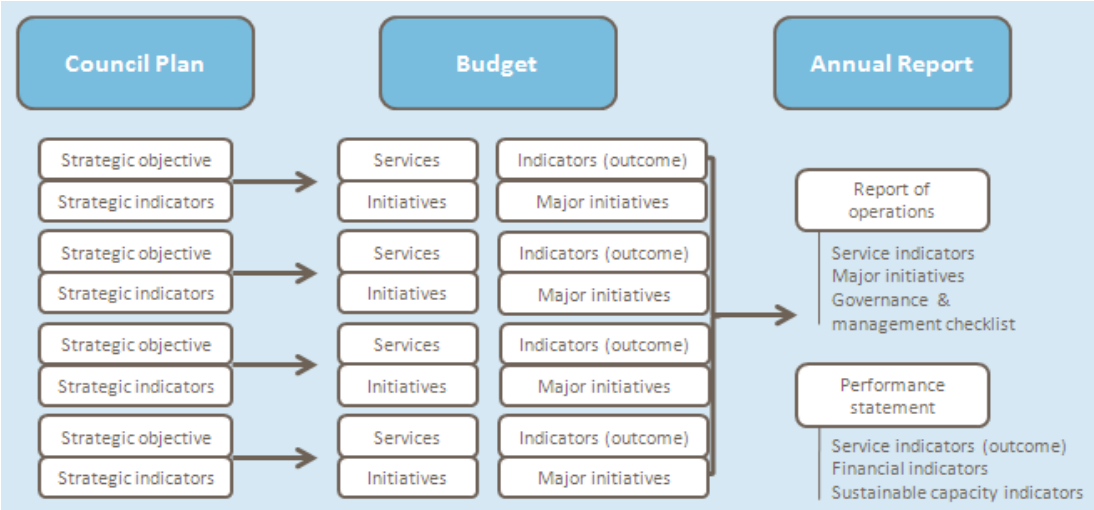

Source: Department of Jobs, Precincts and Regions

The service performance outcome indicators are a prescribed set of indicators set by the Victorian Government to measure whether a service objective has been achieved. These indicators will be reported on in the City of Melbourne's Performance Statement prepared at the end of the financial year as required under section 98 of the Act. They will be audited by the Victorian Auditor General whose audit opinion, along with the Performance Statement, will be included in the Annual Report.

Domain	Indicator	Performance measure	Computation
Governance	Community engagement	Satisfaction with the opportunities offered by Council to be consulted on or engaged in Council decisions (community satisfaction rating out of 100 with the consultation and engagement efforts of Council)	Community satisfaction rating out of 100 with how Council has performed on community consultation and engagement

Domain	Indicator	Performance measure	Computation
	Financial decisions	Total unpaid rates and charges (total unpaid rates and charges and unpaid interest on rates and charges for all financial years as a percentage of all rates and charges for the financial year)	[Sum of unpaid rates and charges and unpaid interest on rates and charges for all financial years / Sum of all rates and charges for the financial year] x100
Community	Library services	Library membership (percentage of the population that are registered library members)	[Number of registered library members / Population] x100
	Maternal and child health services (MCH)	Participation in the MCH service (percentage of children enrolled who participate in the MCH service)	[Number of children who attend the MCH service at least once (in the financial year) / Number of children enrolled in the MCH service] x100
		Participation in the MCH service by Aboriginal children (percentage of Aboriginal children enrolled who participate in the MCH service)	[Number of Aboriginal children who attend the MCH service at least once (in the financial year) / Number of Aboriginal children enrolled in the MCH service] x100
Environment	Roads	Sealed local roads below the intervention level (percentage of sealed local roads that are below the renewal intervention level set by Council and not requiring renewal)	[Number of kilometres of sealed local roads below the renewal intervention level set by Council / Kilometres of sealed local roads] x100
	Waste management	Kerbside collection waste to landfill per serviced property (amount of waste collected from kerbside waste collection services that is sent	Amount of waste in tonnes (t) collected from kerbside waste collection services that is sent to landfill / Number of serviced properties

Budget
2026-27

Domain	Indicator	Performance measure	Computation
		to landfill per serviced property)	
Responsiveness	Food safety	Critical and major non-compliance outcome notifications (percentage of critical and major non-compliance outcome notifications that are followed up by Council)	[Number of critical non-compliance outcome notifications and major non-compliance outcome notifications about a food premises followed up / Number of critical non-compliance outcome notifications and major non-compliance outcome notifications about food premises] x100
	Statutory planning	Planning applications decided within the relevant required time (percentage of regular and VicSmart planning application decisions made within the relevant required time)	[Number of planning application decisions made within 60 days for regular permits and 10 days for VicSmart permits / Number of planning application decisions made] x100
Cost	Library services	Cost of library services (direct cost of library services per head of population)	Direct cost of library services / Population
	Waste management	Cost of kerbside waste collection services (direct cost of kerbside waste collection services per serviced property)	Direct cost of kerbside waste collection services / Number of serviced properties

4. Financial statements

This section presents information regarding the financial statements and statement of human resources. The Budget information for the year 2026–27 has been supplemented with projections to 2029–30.

This section includes the following financial statements prepared in accordance with the *Local Government Act 2020* and the *Local Government (Planning and Reporting) Regulations 2020*.

- Summary and key highlights
- Operating income statement
- Comprehensive income statement
- Balance sheet
- Statement of changes in equity
- Statement of cash flows
- Statement of capital works
- Statement of human resources

Summary and key highlights

This Budget is constructed with a focus on the next 12 months, together with an integrated view of impacts across both the next 4-year period and the long-term 10-year timeline.

The following table tracks the key 4 metrics and the performance we aspire to achieve over the next 4 years.

	Forecast Actual	Budget	Projection		
Key metric ($ millions)	**2025/26**	**2026/27**	**2027/28**	**2028/29**	**2029/30**
Underlying surplus	0.4	**1.2**	1.2	1.2	1.3
Capital works	180.2	**175.1**	161.0	145.6	135.3
Cash	41.7	**58.5**	31.7	51.0	43.9
Borrowings	110.0	**160.0**	95.0	60.0	40.0

Budget 2026–27 is best understood in the context of the journey that this Council has progressed along in recent years, returning to an underlying surplus and building financial strength for the years ahead.

This Budget achieves the right balance with a focus on the key drivers that will ensure Council remains financially sustainable. This is presented in the next section, where the long-term 10-year impact is also shown to reaffirm our view of the strategic financial outlook.

The following 4 metrics track our recent historical financial journey and the performance we aspire to, building on the progress achieved to date (amounts expressed in $ million).

Budget
2026-27

Summary of operating results

Underlying result

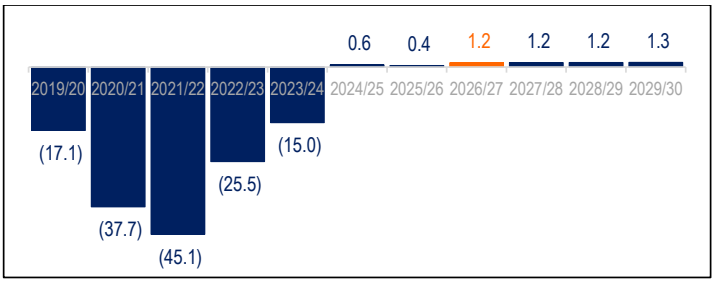

Long-term 10-year outlook

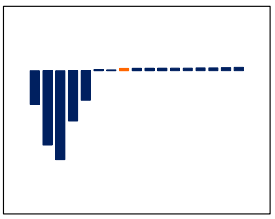

This Budget delivers its third consecutive underlying surplus continuing our discipline of prudent financial management across all operating activities. The Underlying Result is a key metric that measures whether our operating expenses are being contained within the available operating income that is funding this activity. The financial pressures facing local government with the State Government imposed rate cap remains a challenge across the industry, with growing cost pressures observed in the economic environment.

Over the long term, the outlook is consistent with our 10-year Financial Plan where our strategy is to ensure we continue to deliver sustainable underlying surpluses.

Capital works

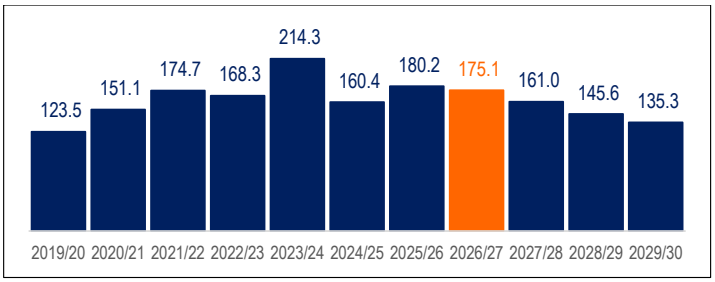

Long-term 10-year outlook

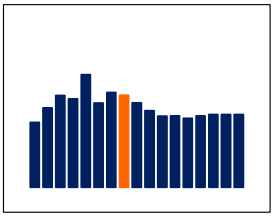

This Budget seeks to stabilise our capital works program to be sustainable in building the necessary infrastructure, both for today and into the future. Building capital infrastructure whether they are new, upgrades or renewals, requires ongoing maintenance to remain fit-for-purpose for the community. With this in mind, the importance of finding the right balance in serving these different needs remains a key focus for this Budget.

Over the long term, the outlook is consistent with our 10-year Financial Plan where our strategy is to ensure we stabilise the capital works program so that communities today and into the future can enjoy the benefits.

Cash

Long-term 10-year outlook

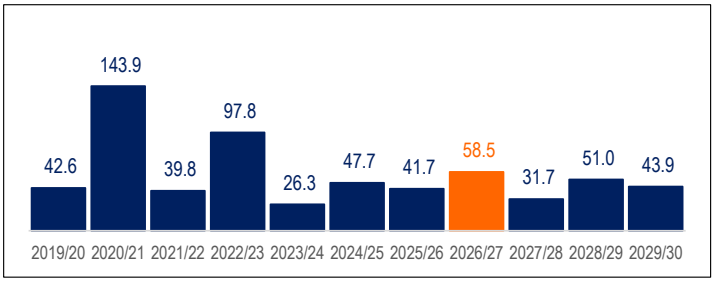

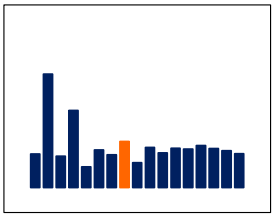

This Budget manages the available cash to ensure we are in a financially strong position and able to respond to unexpected changes in our economic environment. Having financial strength in the form of liquid and available cash ensures we can continue to meet our immediate obligations and equally, respond to any opportunities that would benefit Council and require a cash outlay. Furthermore, a strong cash position provides a financial safety net to reflect the confidence of Council through our financial reporting.

Over the long term, the outlook is consistent with our 10-year Financial Plan where our strategy is to ensure we hold a strong liquid cash position to guarantee the solvency of Council and ensure this is never a concern for the communities that we serve.

Borrowings

Long-term 10-year outlook

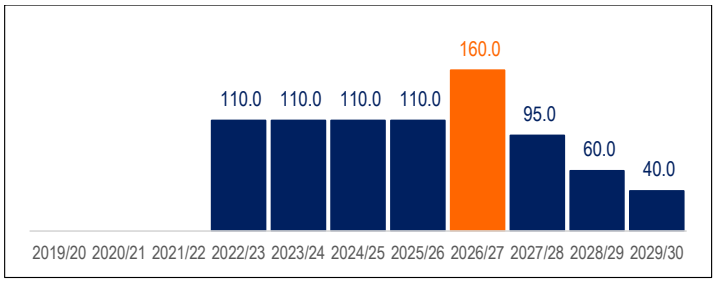

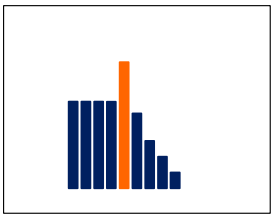

This Budget limits our borrowings and reaffirms the path to pay down debt to $60 million by the end of this Council term in 2028–29. The use of borrowings comes at a cost to the community in the form of interest payments and whilst this has been used to fund capital infrastructure works, it is important to have a program of how borrowings will be repaid. This repayment of debt will also help to achieve a sustainable Underlying Surplus with lower interest expense costs.

Over the long term, the outlook is consistent with our 10-year Financial Plan where our strategy is to ensure we repay borrowings by the end of 2031–32 so that Council is debt free and remains debt free over the longer-term timeline.

Operating income statement

For the 4 years ending 30 June 2030

	NOTES	Forecast Actual 2025/26 $'000	Budget 2026/27 $'000	Projections 2027/28 $'000	2028/29 $'000	2029/30 $'000
Income / Revenue						
Rates and charges	5.1.1	394,389	**429,364**	437,277	448,233	459,367
Statutory fees and fines	5.1.2	60,344	**63,553**	65,242	66,978	68,486
User fees	5.1.3	97,355	**101,972**	104,727	109,876	112,444
Grants - operating	5.1.4	11,797	**10,565**	10,565	10,565	10,565
Grants - capital	5.1.4	24,809	**25,812**	19,700	20,878	18,111
Contributions - monetary	5.1.5	11,732	**22,441**	18,658	23,737	22,443
Other income	5.1.6	21,069	**20,117**	20,302	20,431	20,562
Total income / revenue		**621,494**	**673,824**	**676,469**	**700,698**	**711,977**
Expenses						
Employee costs	5.1.7	220,038	**234,131**	235,987	245,732	252,593
Materials and services	5.1.8	230,668	**252,970**	260,987	268,583	275,419
Depreciation	5.1.9	76,110	**78,534**	78,958	80,537	82,148
Amortisation - intangible assets	5.1.10	13,502	**14,613**	16,051	16,372	16,700
Depreciation - right of use assets	5.1.11	2,846	**2,942**	3,000	3,060	3,122
Allowance for impairment losses		12,537	**12,675**	13,282	13,678	14,021
Borrowing costs		6,710	**6,141**	5,738	3,488	2,250
Finance costs - leases		712	**735**	750	765	780
Other expenses	5.1.12	24,790	**26,914**	27,452	28,001	28,561
Total expenses		**587,914**	**629,654**	**642,205**	**660,217**	**675,593**
Surplus / (deficit) for the year		**33,580**	**44,170**	**34,264**	**40,481**	**36,384**
Adjusted underlying revenue						
Total income / revenue		621,494	**673,824**	676,469	700,698	711,977
Less: Non-recurrent capital grants to fund capital expenditure		16,385	**17,248**	11,277	12,455	11,687
Less: Non-monetary asset contributions		352	**9,203**	5,354	10,367	9,005
Less: Contributions to fund capital expenditure from other sources other than those referred to above		16,423	**16,563**	16,423	16,423	14,423
Total adjusted underlying revenue		588,333	**630,809**	643,415	661,453	676,861
Less: Total expenses		587,914	**629,654**	642,205	660,217	675,593
Total adjusted underlying surplus / (deficit)		**419**	**1,156**	**1,210**	**1,237**	**1,268**

Budget
2026-27

Comprehensive income statement

For the 4 years ending 30 June 2030

	NOTES	Forecast Actual 2025/26 $'000	Budget 2026/27 $'000	Projections 2027/28 $'000	2028/29 $'000	2029/30 $'000
Income / Revenue						
Rates and charges	5.1.1	394,389	**429,364**	437,277	448,233	459,367
Statutory fees and fines	5.1.2	60,344	**63,553**	65,242	66,978	68,486
User fees	5.1.3	97,355	**101,972**	104,727	109,876	112,444
Grants - operating	5.1.4	11,797	**10,565**	10,565	10,565	10,565
Grants - capital	5.1.4	24,809	**25,812**	19,700	20,878	18,111
Contributions - monetary	5.1.5	11,732	**22,441**	18,658	23,737	22,443
Contributions - non-monetary	5.1.5	-	**-**	-	-	-
Net gain (or loss) on disposal of property, infrastructure, plant and equipment		-	**-**	-	-	-
Share of net profits (or loss) of associates and joint ventures		-	**-**	-	-	-
Other income	5.1.6	21,069	**20,117**	20,302	20,431	20,562
Total income / revenue		**621,494**	**673,824**	**676,469**	**700,698**	**711,977**
Expenses						
Employee costs	5.1.7	220,038	**234,131**	235,987	245,732	252,593
Materials and services	5.1.8	230,668	**252,970**	260,987	268,583	275,419
Depreciation	5.1.9	76,110	**78,534**	78,958	80,537	82,148
Amortisation - intangible assets	5.1.10	13,502	**14,613**	16,051	16,372	16,700
Depreciation - right of use assets	5.1.11	2,846	**2,942**	3,000	3,060	3,122
Allowance for impairment losses		12,537	**12,675**	13,282	13,678	14,021
Borrowing costs		6,710	**6,141**	5,738	3,488	2,250
Finance costs - leases		712	**735**	750	765	780
Other expenses	5.1.12	24,790	**26,914**	27,452	28,001	28,561
Total expenses		**587,914**	**629,654**	**642,205**	**660,217**	**675,593**
Surplus / (deficit) for the year		**33,580**	**44,170**	**34,264**	**40,481**	**36,384**
Other comprehensive income						
Items that will not be reclassified to surplus or deficit in future periods						
Net asset revaluation gain / (loss)		90,631	**(301)**	(624)	(389)	(688)
Share of other comprehensive income of associates and joint ventures		-	**-**	-	-	-
Gain defined benefit plans		-	**-**	-	-	-
Profit / (Loss) from sale of subsidiary		-	**-**	-	-	-
Total other comprehensive income		**90,631**	**(301)**	**(624)**	**(389)**	**(688)**
Total comprehensive result		**124,211**	**43,869**	**33,639**	**40,093**	**35,696**

Balance sheet

For the 4 years ending 30 June 2030

	NOTES	Forecast Actual 2025/26 $'000	Budget 2026/27 $'000	Projections 2027/28 $'000	2028/29 $'000	2029/30 $'000
Assets						
Current assets						
Cash and cash equivalents		41,726	**58,543**	31,653	51,014	43,944
Trade and other receivables		22,957	**24,409**	24,847	25,630	26,202
Other financial assets		90,621	**11,330**	11,330	11,330	11,330
Other assets		13,130	**14,341**	14,807	15,238	15,625
Total current assets	5.2.1	**168,434**	**108,623**	**82,637**	**103,212**	**97,101**
Non-current assets						
Other financial assets		37,903	**127,403**	127,403	127,403	127,403
Investments in associates, joint arrangement and subsidiaries		28,477	**28,477**	28,477	28,477	28,477
Property, infrastructure, plant & equipment		5,351,142	**5,438,378**	5,448,851	5,449,534	5,485,775
Right-of-use assets	5.2.4	11,190	**12,661**	14,161	15,692	17,252
Investment property		229,411	**229,110**	228,485	228,097	227,409
Intangible assets		45,059	**39,776**	32,961	25,824	18,514
Total non-current assets	5.2.1	**5,703,183**	**5,875,806**	**5,880,339**	**5,875,027**	**5,904,831**
Total assets		**5,871,617**	**5,984,429**	**5,962,976**	**5,978,239**	**6,001,932**
Liabilities						
Current liabilities						
Trade and other payables		94,315	**108,337**	116,253	122,493	127,226
Trust funds and deposits		32,902	**33,560**	34,231	34,916	35,614
Provisions		48,235	**51,324**	51,731	53,867	55,371
Lease liabilities	5.2.4	2,397	**2,581**	2,768	2,960	3,155
Total current liabilities	5.2.2	**177,849**	**195,802**	**204,984**	**214,236**	**221,367**
Non-current liabilities						
Trust funds and deposits		5,919	**6,038**	6,159	6,282	6,407
Provisions		4,991	**5,310**	5,353	5,574	5,729
Interest-bearing liabilities	5.2.3	110,000	**160,000**	95,000	60,000	40,000
Lease liabilities	5.2.4	9,011	**9,563**	10,125	10,699	11,285
Total non-current liabilities	5.2.2	**129,922**	**180,911**	**116,637**	**82,555**	**63,421**
Total liabilities		**307,771**	**376,713**	**321,620**	**296,791**	**284,788**
Net assets		**5,563,847**	**5,607,716**	**5,641,355**	**5,681,448**	**5,717,144**
Equity						
Accumulated surplus		2,346,033	**2,372,699**	2,392,985	2,414,711	2,433,402
Reserves		3,217,814	**3,235,017**	3,248,371	3,266,738	3,283,743
Total equity		**5,563,847**	**5,607,716**	**5,641,355**	**5,681,448**	**5,717,144**

Budget
2026-27

Statement of changes in equity

For the 4 years ending 30 June 2030

	NOTES	Total $'000	Accumulated Surplus $'000	Revaluation Reserve $'000	Other Reserves $'000
2026 Forecast Actual					
Balance at beginning of the financial year		5,439,635	2,230,174	3,071,377	138,085
Surplus / (deficit) for the year		33,580	33,580	-	-
Net asset revaluation gain / (loss)		90,631	90,631	-	-
Transfers to other reserves		(8,352)	(8,352)	-	-
Transfers from other reserves		8,352	-	-	8,352
Balance at end of the financial year		**5,563,847**	**2,346,033**	**3,071,377**	**146,437**
2027 Budget					
Balance at beginning of the financial year		**5,563,847**	**2,346,033**	**3,071,377**	**146,437**
Surplus / (deficit) for the year		**44,170**	**44,170**	**-**	**-**
Net asset revaluation gain / (loss)		**(301)**	**(301)**	**-**	**-**
Transfers to other reserves	5.3.1	**(17,203)**	**(17,203)**	**-**	**-**
Transfers from other reserves	5.3.1	**17,203**	**-**	**-**	**17,203**
Balance at end of the financial year	5.3.2	**5,607,716**	**2,372,699**	**3,071,377**	**163,640**
2028					
Balance at beginning of the financial year		5,607,716	2,372,699	3,071,377	163,640
Surplus / (deficit) for the year		34,264	34,264	-	-
Net asset revaluation gain / (loss)		(624)	(624)	-	-
Transfers to other reserves		(13,354)	(13,354)	-	-
Transfers from other reserves		13,354	-	-	13,354
Balance at end of the financial year		**5,641,355**	**2,392,985**	**3,071,377**	**176,994**
2029					
Balance at beginning of the financial year		5,641,355	2,392,985	3,071,377	176,994
Surplus / (deficit) for the year		40,481	40,481	-	-
Net asset revaluation gain / (loss)		(389)	(389)	-	-
Transfers to other reserves		(18,367)	(18,367)	-	-
Transfers from other reserves		18,367	-	-	18,367
Balance at end of the financial year		**5,681,448**	**2,414,711**	**3,071,377**	**195,361**
2030					
Balance at beginning of the financial year		5,681,448	2,414,711	3,071,377	195,361
Surplus / (deficit) for the year		36,384	36,384	-	-
Net asset revaluation gain / (loss)		(688)	(688)	-	-
Transfers to other reserves		(17,005)	(17,005)	-	-
Transfers from other reserves		17,005	-	-	17,005
Balance at end of the financial year		**5,717,144**	**2,433,402**	**3,071,377**	**212,366**

Statement of cash flows

For the 4 years ending 30 June 2030

	NOTES	Forecast Actual 2025/26 $'000	Budget 2026/27 $'000	Projections 2027/28 $'000	2028/29 $'000	2029/30 $'000
		Inflows (Outflows)	**Inflows (Outflows)**	Inflows (Outflows)	Inflows (Outflows)	Inflows (Outflows)
Cash flows from operating activities						
Rates and charges		394,224	**427,952**	441,957	444,457	457,250
Statutory fees and fines		68,163	**63,907**	70,427	63,836	66,985
User fees		103,665	**101,536**	109,466	106,056	110,535
Grants - operating		11,459	**10,380**	15,565	7,232	8,898
Grants - capital		27,361	**26,163**	22,561	17,957	15,476
Contributions - monetary		11,732	**22,441**	23,658	20,404	20,776
Interest received		2,865	**3,165**	3,231	3,240	3,249
Dividends received		6,688	**5,038**	5,038	5,038	5,038
Trust funds and deposits taken		761	**776**	792	808	824
Other receipts		5,897	**6,349**	6,413	6,477	6,542
Net GST refund / payment		7,011	**5,608**	5,576	5,632	5,688
Employee costs		(218,034)	**(230,722)**	(235,538)	(243,374)	(250,933)
Materials and services		(234,937)	**(254,832)**	(259,182)	(281,988)	(286,914)
Short-term, low value and variable lease payments		(712)	**(735)**	(750)	(765)	(780)
Other payments		(25,536)	**(25,083)**	(25,634)	(27,706)	(28,260)
Net cash provided by/(used in) operating activities	5.4.1	**160,608**	**161,943**	**183,579**	**127,302**	**134,373**
Cash flows from investing activities						
Payments for property, infrastructure, plant and equipment		(180,215)	**(175,099)**	(135,981)	(190,628)	(115,291)
Proceeds from sale of property, infrastructure, plant and equipment		-	**-**	-	125,000	-
Payments for investments		(65,621)	**(89,500)**	-	-	-
Proceeds from sale of investments		89,500	**79,291**	-	-	-
Net cash provided by/ (used in) investing activities	5.4.2	**(156,335)**	**(185,308)**	**(135,981)**	**(65,628)**	**(115,291)**
Cash flows from financing activities						
Finance costs		(6,710)	**(6,141)**	(5,738)	(3,488)	(2,250)
Proceeds from borrowings		-	**145,000**	-	-	-
Repayment of borrowings		-	**(95,000)**	(65,000)	(35,000)	(20,000)
Interest paid - lease liability		(178)	**(184)**	(188)	(191)	(195)
Repayment of lease liabilities		(3,380)	**(3,493)**	(3,563)	(3,634)	(3,707)
Net cash provided by/(used in) financing activities	5.4.3	**(10,268)**	**40,182**	**(74,488)**	**(42,313)**	**(26,152)**
Net increase/(decrease) in cash & cash equivalents		(5,996)	**16,817**	(26,890)	19,361	(7,070)
Cash and cash equivalents at the beginning of the financial year		47,722	**41,726**	58,543	31,653	51,014
Cash and cash equivalents at the end of the financial year		**41,726**	**58,543**	**31,653**	**51,014**	**43,944**

Budget
2026–27

Statement of capital works

For the 4 years ending 30 June 2030

This section provides an analysis of the planned City of Melbourne works expenditure budget for the 2026–27 year, and the sources of funding for the Budget.

The 2026–27 capital works program aligns with the Council Plan 2025–29, Asset Plan and Financial Plan. It closes the asset renewal gap and accelerates the delivery of parks and gardens.

In line with the local government model budget, the maintenance works are no longer budgeted via a Council / capital works program and will form part of the operating expenditure (Opex) budgets.

City of Melbourne's capital works program is delivering the infrastructure our community needs now and into the future. With inflation and increasing construction costs, it is crucial that every dollar we spend counts.

The City of Melbourne's Project Management Framework enables us to deliver our major projects in a planned and cohesive manner. It considers the need for adequate time to plan, design and process approvals so that upcoming major projects can be delivered successfully during changing circumstances.

	NOTES	Forecast Actual 2025/26 $'000	Budget 2026/27 $'000	Projections 2027/28 $'000	2028/29 $'000	2029/30 $'000
Property						
Land improvements		811	-	-	-	-
Total land		**811**	**-**	**-**	**-**	**-**
Buildings		4,061	**8,300**	5,638	5,638	5,807
Building improvements		67,236	**46,435**	54,729	33,877	45,825
Total buildings		**71,297**	**54,735**	**60,367**	**39,514**	**51,631**
Total property		**72,108**	**54,735**	**60,367**	**39,514**	**51,631**
Plant and equipment						
Plant, machinery and equipment		5,046	**9,854**	3,425	2,910	3,254
Fixtures, fittings and furniture		3,801	**1,660**	1,410	1,410	1,410
Computers and telecommunications		10,260	**9,329**	9,236	9,236	9,390
Library books		1,500	**1,500**	1,500	1,500	1,545
Total plant and equipment		**20,608**	**22,344**	**15,571**	**15,056**	**15,598**
Infrastructure						
Roads		9,336	**8,764**	11,811	13,311	13,626
Bridges		6,294	**1,209**	-	2,099	-
Footpaths and cycleways		12,061	**13,780**	15,650	16,650	16,326
Drainage		4,740	**4,740**	4,940	10,660	5,791
Recreational, leisure and community facilities		217	**200**	2,700	2,685	-
Waste management		1,499	**-**	-	-	-
Parks, open space and streetscapes		44,888	**59,542**	36,388	38,236	29,474
Other infrastructure		8,464	**9,785**	13,555	7,417	2,845
Total infrastructure		**87,499**	**98,020**	**85,043**	**91,058**	**68,061**
Total capital works expenditure	5.5.1	**180,215**	**175,099**	**160,981**	**145,628**	**135,291**
Represented by:						
New asset expenditure		60,847	**49,770**	54,327	35,504	20,145
Asset renewal expenditure		51,772	**55,553**	57,953	59,599	54,862
Asset expansion expenditure		540	**-**	-	-	-
Asset upgrade expenditure		67,055	**69,776**	48,701	50,525	60,284
Total capital works expenditure	5.5.1	**180,215**	**175,099**	**160,981**	**145,628**	**135,291**
Funding sources represented by:						
Grants		24,809	**25,812**	19,700	20,878	18,111
Contributions		7,421	**14,977**	4,671	5,223	1,015
Council cash		147,985	**84,310**	136,610	119,527	116,165
Borrowings		-	**50,000**	-	-	-
Total capital works expenditure	5.5.1	**180,215**	**175,099**	**160,981**	**145,628**	**135,291**

Budget
2026-27

Statement of human resources

For the 4 years ending 30 June 2030

	Forecast Actual 2025/26 $'000	Budget 2026/27 $'000	Projections 2027/28 $'000	2028/29 $'000	2029/30 $'000
Staff expenditure					
Employee costs - operating	220,038	**234,131**	235,987	245,732	252,593
Employee costs - capital	9,902	**10,536**	10,619	11,058	11,367
Total staff expenditure	**229,940**	**244,667**	**246,606**	**256,790**	**263,959**
	FTE	**FTE**	FTE	FTE	FTE
Staff numbers					
Employees	1,580	**1,621**	1,637	1,649	1,661
Total staff numbers	**1,580**	**1,621**	**1,637**	**1,649**	**1,661**

A summary of human resources expenditure categorised according to the organisational structure of Council is included below:

Department	Budget 2026/27 $'000	Comprises: Permanent Full time $'000	Permanent Part time $'000	Casual $'000	Temporary $'000
Executive Services	**6,432**	6,432	-	-	-
Business Excellence	**47,085**	43,448	937	2,700	-
Infrastructure and Amenity	**38,020**	30,437	1,706	5,878	-
Strategy Planning and Climate Change	**28,284**	23,659	399	4,225	-
Community and City Services	**66,606**	56,018	8,581	2,006	-
Business, Economy and Activation	**28,041**	24,681	1,852	1,508	-
Customer Experience and Communications	**19,663**	16,460	1,586	1,617	-
Total permanent staff expenditure	**234,131**	201,136	15,061	17,934	-
Other employee related expenditure	**-**				
Capitalised labour costs	**10,536**				
Total expenditure	**244,667**				

A summary of the number of full-time equivalent (FTE) Council staff in relation to the above expenditure is included below:

Department	Budget	Comprises			
		Permanent		Casual	Temporary
	2026/27	Full time	Part time		
Executive Services	**28**	28	-	-	-
Business Excellence	**308**	284	6	18	-
Infrastructure and Amenity	**277**	222	12	43	-
Strategy Planning and Climate Change	**200**	167	3	30	-
Community and City Services	**495**	416	64	15	-
Business, Economy and Activation	**187**	165	12	10	-
Customer Experience and Communications	**127**	106	10	10	-
Total staff	**1,621**	**1,388**	**108**	**126**	**-**

Budget
2026-27

Summary planned human resources expenditure

For the 4 years ending 30 June 2030

	2026/27 $'000	2027/28 $'000	2028/29 $'000	2029/30 $'000
Executive Services				
- Permanent full time	6,432	6,483	6,751	6,940
Female	3,538	3,566	3,713	3,817
Male	2,895	2,917	3,038	3,123
- Permanent part time	0	0	0	0
Female	0	0	0	0
Male	0	0	0	0
- Casual and Others	0	0	0	0
Female	0	0	0	0
Male	0	0	0	0
Total Executive Services	**6,432**	**6,483**	**6,751**	**6,940**
Business Excellence				
- Permanent full time	43,448	43,793	45,601	46,874
Female	22,593	22,772	23,712	24,375
Male	20,855	21,020	21,888	22,500
- Permanent part time	937	945	984	1,011
Female	487	491	512	526
Male	450	453	472	485
- Casual and Others	2,700	2,721	2,834	2,913
Female	1,404	1,415	1,474	1,515
Male	1,296	1,306	1,360	1,398
Total Business Excellence	**47,085**	**47,459**	**49,418**	**50,798**
Infrastructure and Amenity				
- Permanent full time	30,437	30,678	31,945	32,837
Female	13,697	13,805	14,375	14,777
Male	16,740	16,873	17,570	18,060
- Permanent part time	1,706	1,719	1,790	1,840
Female	767	774	806	828
Male	938	945	985	1,012
- Casual and Others	5,878	5,924	6,169	6,341
Female	2,645	2,666	2,776	2,853
Male	3,233	3,258	3,393	3,488
Total Infrastructure and Amenity	**38,020**	**38,322**	**39,904**	**41,018**
Strategy Planning and Climate Change				
- Permanent full time	23,659	23,847	24,832	25,525
Female	12,539	12,639	13,161	13,528
Male	11,120	11,208	11,671	11,997
- Permanent part time	399	402	419	431
Female	212	213	222	228
Male	188	189	197	202
- Casual and Others	4,225	4,258	4,434	4,558
Female	2,239	2,257	2,350	2,416
Male	1,986	2,001	2,084	2,142
Total Strategy Planning and Climate Change	**28,284**	**28,508**	**29,685**	**30,514**

	2026/27	2027/28	2028/29	2029/30
	$'000	$'000	$'000	$'000
Community and City Services				
- Permanent full time	56,018	56,462	58,794	60,436
Female	37,532	37,830	39,392	40,492
Male	18,486	18,633	19,402	19,944
- Permanent part time	8,581	8,649	9,006	9,258
Female	5,749	5,795	6,034	6,203
Male	2,832	2,854	2,972	3,055
- Casual and Others	2,006	2,022	2,105	2,164
Female	1,344	1,355	1,411	1,450
Male	662	667	695	714
Total Community and City Services	**66,606**	**67,133**	**69,906**	**71,857**
Business, Economy and Activation				
- Permanent full time	24,681	24,876	25,904	26,627
Female	17,770	17,911	18,651	19,171
Male	6,911	6,965	7,253	7,456
- Permanent part time	1,852	1,867	1,944	1,998
Female	1,333	1,344	1,400	1,439
Male	519	523	544	559
- Casual and Others	1,508	1,520	1,583	1,627
Female	1,086	1,094	1,140	1,171
Male	422	426	443	456
Total Business, Economy and Activation	**28,041**	**28,263**	**29,430**	**30,252**
Customer Experience and Communications				
- Permanent full time	16,460	16,590	17,275	17,758
Female	11,522	11,613	12,093	12,430
Male	4,938	4,977	5,183	5,327
- Permanent part time	1,586	1,599	1,665	1,711
Female	1,110	1,119	1,165	1,198
Male	476	480	499	513
- Casual and Others	1,617	1,630	1,697	1,745
Female	1,132	1,141	1,188	1,221
Male	485	489	509	523
Total Customer Experience and Communications	**19,663**	**19,819**	**20,638**	**21,214**
Capitalised labour costs	10,536	10,619	11,058	11,367
Total staff expenditure	**244,667**	**246,606**	**256,790**	**263,959**

The City of Melbourne is inclusive of all genders and committed to gender equality. This data is limited and does not accurately represent all genders within our workforce.

Budget
2026-27

	2026/27 FTE	2027/28 FTE	2028/29 FTE	2029/30 FTE
Executive Services				
- Permanent full time	28	28	28	28
Female	15	15	16	16
Male	12	13	13	13
- Permanent part time	0	0	0	0
Female	0	0	0	0
Male	0	0	0	0
- Casual and Others	0	0	0	0
Female	0	0	0	0
Male	0	0	0	0
Total Executive Services	**28**	**28**	**28**	**28**
Business Excellence				
- Permanent full time	284	287	289	291
Female	148	149	150	151
Male	136	138	139	140
- Permanent part time	6	6	6	6
Female	3	3	3	3
Male	3	3	3	3
- Casual and Others	18	18	18	18
Female	9	9	9	9
Male	8	9	9	9
Total Business Excellence	**308**	**311**	**313**	**316**
Infrastructure and Amenity				
- Permanent full time	222	224	225	227
Female	100	101	101	102
Male	122	123	124	125
- Permanent part time	12	13	13	13
Female	6	6	6	6
Male	7	7	7	7
- Casual and Others	43	43	44	44
Female	19	19	20	20
Male	24	24	24	24
Total Infrastructure and Amenity	**277**	**280**	**282**	**284**
Strategy Planning and Climate Change				
- Permanent full time	167	169	170	171
Female	89	89	90	91
Male	79	79	80	81
- Permanent part time	3	3	3	3
Female	1	2	2	2
Male	1	1	1	1
- Casual and Others	30	30	30	31
Female	16	16	16	16
Male	14	14	14	14
Total Strategy Planning and Climate Change	**200**	**202**	**203**	**205**

	2026/27 FTE	2027/28 FTE	2028/29 FTE	2029/30 FTE
Community and City Services				
- Permanent full time	416	420	423	426
Female	279	281	284	286
Male	137	139	140	141
- Permanent part time	64	64	65	65
Female	43	43	43	44
Male	21	21	21	22
- Casual and Others	15	15	15	15
Female	10	10	10	10
Male	5	5	5	5
Total Community and City Services	**495**	**500**	**503**	**507**
Business, Economy and Activation				
- Permanent full time	165	166	167	169
Female	118	120	121	121
Male	46	47	47	47
- Permanent part time	12	12	13	13
Female	9	9	9	9
Male	3	3	4	4
- Casual and Others	10	10	10	10
Female	7	7	7	7
Male	3	3	3	3
Total Business, Economy and Activation	**187**	**189**	**190**	**192**
Customer Experience and Communications				
- Permanent full time	106	108	108	109
Female	75	75	76	76
Male	32	32	33	33
- Permanent part time	10	10	10	11
Female	7	7	7	7
Male	3	3	3	3
- Casual and Others	10	11	11	11
Female	7	7	7	8
Male	3	3	3	3
Total Customer Experience and Communications	**127**	**128**	**129**	**130**
Total staff number	**1,621**	**1,637**	**1,649**	**1,661**

The City of Melbourne is inclusive of all genders and committed to gender equality. This data is limited and does not accurately represent all genders within our workforce.

Budget
2026–27

5. Notes to the financial statements

This section presents detailed information on material components of the financial statements.

5.1 Comprehensive income statement

5.1.1 Rates and charges

Rates and charges are required by the Act and the Regulations to be disclosed in Council's Budget.

As per the *Local Government Act 2020*, Council is required to have a Revenue and Rating Plan which is a 4-year plan for how Council will generate income to deliver the Council Plan, program and services and capital works commitments over a 4-year period.

In developing the Budget, rates and charges were identified as an important source of revenue. Planning for future rate increases has therefore been an important component of the financial planning process.

The Fair Go Rates System (FGRS) sets out the maximum amount Councils may increase rates in a year. For 2026–27, the FGRS cap has been set at 2.75%.

The cap applies to both general rates and municipal charges and is calculated based on Council's average rates and charges.

The level of required rates and charges has been considered in this context, with reference to Council's other sources of income and the planned expenditure on services and works to be undertaken for the community.

To achieve these objectives while maintaining service levels and a strong capital expenditure program, the average general rate will increase by 2.75% in line with the Victorian Government rate cap limit.

The total amount raised by waste rates and charges in 2026–27 is budgeted to be 69,518,389, which reflects the cost recovery of the service delivery expenses covering Victorian Government taxes; street cleaning and amenity; and the collection and disposal of waste, including recycling, food and garden organics, dumped waste, business and electronic waste.

This will raise total rates and charges for 2026–27 to $429,363,667.

Preliminary valuation data has been used to calculate the 2026–27 rate in the dollar, and this may change once the final valuation figures are received from the Valuer-General Victoria.

5.1.1(a) The reconciliation of the total rates and charges to the Comprehensive Income Statement is as follows:

	2025/26 Forecast Actual $'000	2026/27 Budget $'000	Change $'000	%
Rates Income	342,682	**357,556**	14,874	**4.3%**
Culture & recreational	695	**714**	19	**2.8%**
Supplementary rates and rate adjustments	(8,457)	**1,125**	9,582	**(113.3%)**
Interest on Rates & Charges	650	**450**	(200)	**(30.8%)**
Waste Management Charge	58,818	**69,518**	10,700	**18.2%**
Total rates and charges	**394,389**	**429,364**	**34,975**	**8.87%**

For the financial year 2026–27, the Victorian Government has determined that the statewide rate cap increase will be set at 2.75%. This was announced by the Local Government Minister on 24 December 2025.

This rate cap increase is lower than the prevailing annual Consumer Price Index of 4.6% (March 2026) that has been published by the Victorian Government's Department of Treasury and Finance. This differential, where expenses are growing at a higher rate than income, highlights the challenges of financial sustainability within the local government sector.

Increased inflation causes cost of living pressures for households and it is acknowledged that higher rates can compound this. The City of Melbourne is committed to using rates revenue in a responsible manner that returns a benefit to the entire community.

In this context, the City of Melbourne will be increasing rates in line with the Victorian Government rate cap limit and with the impact of the increased number of rateable assessments, the rates income is budgeted to be $357.6 million. This will ensure that services to the community remain funded and are managed responsibly.

While rates on average will increase, individual rate assessments may differ depending on the movement in valuation of a given property. Municipal property general valuations are conducted annually by the Valuer-General Victoria and take effect on 1 July each year. These valuations are used by the City of Melbourne when setting rates and charges in the Budget.

Supplementary rates will continue to add to the income total due to ongoing property development within our municipality. In the prior year, a $10.3 million cost-of-living rate rebate was afforded to ratepayers, however, this will not continue into this upcoming Budget year. As such, there is a positive contribution from supplementary rates as presented in the above table, reflecting the new residential and other non-residential developments becoming rateable properties throughout the year.

The residential and commercial waste charge is a vital fee to ensure the smooth collection and processing of the City of Melbourne's waste. It reflects our commitment to providing additional cleaning, waste and recycling services to better serve our community. The charge does not generate any income for Council and is a cost recovery measure. The charge covers the costs of the Victorian Government taxes; street cleaning and amenity; and the collection and disposal of waste, including recycling, food and garden organics, dumped waste, business and electronic waste.

Budget
2026-27

5.1.1(b) The rate in the dollar to be levied as general rates under section 158 of the Act for each type or class of land compared with the previous financial year:

Type or class of land	2025/26 cents/$CIV	2026/27 cents/$CIV	Change
General rate for rateable residential properties	3.9057	**3.9796**	**1.9%**
General rate for rateable industrial properties	4.6965	**4.8219**	**2.7%**

The basis of valuation to be used for general rates is the Net Annual Value (NAV) and for waste charges is the Capital Improved Value (CIV).

5.1.1(c) The estimated total amount to be raised by general rates in relation to each type or class of land, and the estimated total amount to be raised by general rates, compared with the previous financial year:

Type or class of land	2025/26 $'000	2026/27 $'000	Change $'000	%
Residential	152,920	**161,718**	8,798	**5.8%**
Non-Residential	189,768	**195,838**	6,070	**3.2%**
Total amount to be raised by general rates	**342,688**	**357,556**	**14,868**	**4.3%**
Culture & recreational	695	**714**	19	**2.7%**
Other rates	(8,457)	**1,125**	9,582	**(113.3%)**
Interest on rates	650	**450**	(200)	**(30.8%)**
Total amount to be raised by all rates	**335,577**	**359,845**	**24,269**	**7.2%**

5.1.1(d) The number of assessments in relation to each type or class of land, and the total number of assessments, compared with the previous financial year:

Type or class of land	2025/26 Number	2026/27 Number	Change Number	%
Residential	119,683	**122,301**	2,618	**2.2%**
Non-residential	21,538	**21,404**	(134)	**(0.6%)**
Exempt	1,643	**1,685**	42	**2.6%**
Culture & recreational	41	**41**	-	**0.0%**
Total number of assessments	**142,905**	**145,431**	**2,526**	**1.8%**

5.1.1(e) The estimated total value of each type or class of land, and the estimated total value of land, compared with the previous financial year:

Type or class of land	2025/26 $'000	2026/27 $'000	Change $'000	%
Residential	3,915,304	**4,063,583**	148,280	**3.8%**
Non-residential	4,040,630	**4,061,344**	20,714	**0.5%**
Exempt	1,140,005	**1,165,591**	25,586	**2.2%**
Culture & recreational	88,568	**97,771**	9,203	**10.4%**
Total value of land	**9,184,507**	**9,388,290**	**203,783**	**2.2%**

The City of Melbourne does not propose to levy any rates or charges under the following sections of the Act:

- Section 159 – Municipal charge
- Section 163 – Special rate and special charge.

5.1.1(f) The rate or unit amount to be levied for each type of service rate or charge under Section 162 of the Act compared with the previous financial year:

Type of charge	2025/26 cents/$CIV $	2026/27 cents/$CIV $	Change $	%
Waste Charge - Public Realm	0.048317	**0.059625**	0.011308	**23.4%**

Type of charge	Per Rateable Property 2025/26 $	Per Rateable Property 2026/27 $	Change $	%
Waste Charge - Property Collection				
CIV less than or equal to $510,000	140	**165**	25	**17.9%**
CIV greater than $510,000	320	**392**	72	**22.5%**

5.1.1(g) The estimated total amount to be raised by each type of service rate or charge, and the estimated total amount to be raised by service rates and charges, compared with the previous financial year:

Type of charge	2025/26 $	2026/27 $	Change $	%
Waste Charge - Property Collection	25,278,408	**29,878,836**	4,600,428	**18.2%**
Waste Charge - Public Realm	33,539,592	**39,639,164**	6,099,572	**18.2%**
Total amount to be raised by service rate and charges	**58,818,000**	**69,518,000**	**10,700,000**	**18.2%**

Budget
2026–27

5.1.1(h) City of Melbourne is required to comply with the Victorian Government's Fair Go Rates System (FGRS). The table below details the budget assumptions consistent with the requirements of the Fair Go Rates System:

	2025/26	2026/27
Total Rates	$332,714,336	$347,988,359
Number of rateable properties	141,221	143,705
Base Average Rate	$2,355.98	$2,421.55
Maximum Rate Increase (set by the State Government)	**3.00%**	**2.75%**
Capped Average Rate	$2,427	$2,488
Maximum General Rates and Municipal Charges Revenue	$342,695,766	$357,558,039
Budgeted General Rates and Municipal Charges Revenue	**$342,688,241**	**$357,556,076**

There are no known significant changes, which may affect the estimated amounts to be raised by rates and charges. However, the total amount to be raised by rates and charges may be affected by:

- the making of supplementary valuations
- the variation of returned levels of value (e.g. valuation objections and appeals)
- changes of use of land such that rateable land becomes non-rateable land and vice versa
- changes of use of land such that residential land becomes commercial land and vice versa.

Differential rates

The rate and amount of rates payable in relation to land in each differential category are:

- a general rate of 3.9796 cents in the dollar of NAV for all rateable residential properties
- a general rate of 4.8219 cents in the dollar of NAV for all rateable non-residential properties.

Each differential rate will be determined by multiplying the NAV of each rateable land (categorised by the characteristics described below) by the relevant rates indicated above.

Residential land

Residential land is any land that is:

- used primarily for residential purposes (as defined in the Valuation Best Practice Specifications, which is prepared by the Valuer-General under section 5AA of the *Valuation of Land Act 1960*)
- vacant land but which by reason of its locality, zoning or other relevant criteria would, if developed, be or be likely to be used primarily for residential purposes.

5.1.2 Statutory fees and fines

	Forecast Actual 2025/26 $'000	Budget 2026/27 $'000	Change $'000	Change %
Parking fines	40,235	**42,811**	2,576	**6.4%**
General fines	3,766	**4,171**	405	**10.8%**
Town planning fees	9,963	**9,823**	(140)	**(1.4%)**
Land information certificates	255	**263**	8	**3.0%**
Permits	2,753	**2,513**	(240)	**(8.7%)**
Food and Health Act registration	3,372	**3,972**	601	**17.8%**
Total statutory fees and fines	**60,344**	**63,553**	**3,210**	**5.3%**

Statutory revenue and fines are predominantly represented by revenue from parking fines and several other permit requirements that are partially set by the Victorian Government but are enforced at a local government level, covering food, litter, planning, building and construction activity.

In 2026–27, there is an expected increase of 5.3% to total $63.6 million reflecting an expected price increase and a change in volume levels anticipated with CBD activity growth and changes in the use of our services.

A list of changes in the fees and charges for 2026–27 is provided in Section 7.

5.1.3 User fees

	Forecast Actual 2025/26 $'000	Budget 2026/27 $'000	Change $'000	Change %
Parking	65,173	**70,314**	5,141	**7.9%**
Aged and health services	83	**86**	3	**3.0%**
Leisure centre and recreation	3,005	**3,095**	90	**3.0%**
Childcare / children's programs	1,835	**1,890**	55	**3.0%**
Registration and other permits	2,492	**1,694**	(798)	**(32.0%)**
Building services	16,036	**16,417**	381	**2.4%**
Waste management services	3,286	**3,384**	99	**3.0%**
Berthing	571	**588**	17	**3.0%**
Other fees and charges	4,874	**4,504**	(371)	**(7.6%)**
Total user fees	**97,355**	**101,972**	**4,617**	**4.7%**

User fees are predominately parking meter fees, building services, waste management and leisure centres where fee-for-services are provided.

In 2026–27, there is an expected increase of 4.7% to total $102.0 million reflecting a price increase and changes in the level of volume across the different activities. The main cause of this is increased metered parking revenue that is expected from the continued and consistent usage occupancy rates, coupled with the continued rollout of the Parking Kerbside Management Plan (PKMP) as endorsed by Council.

A list of changes in the fees and charges for 2026–27 is provided in Section 7.

Budget
2026–27

5.1.4 Grants

Grants are required by the Act and the Regulations to be disclosed in Council's Budget.

	Forecast Actual 2025/26 $'000	Budget 2026/27 $'000	Change $'000	Change %
(a) Operating Grants				
Operating Recurrent - Commonwealth	4,830	**4,775**	(55)	**(1.1%)**
Operating Recurrent - State	5,111	**4,582**	(529)	**(10.3%)**
Operating Non-recurrent - Commonwealth	-	**-**	-	**-**
Operating Non-recurrent - State	1,856	**1,208**	(648)	**(34.9%)**
Total operating grants	**11,797**	**10,565**	**(1,232)**	**(10.4%)**
(b) Capital Grants				
Capital Recurrent - Commonwealth	1,423	**1,564**	141	**9.9%**
Capital Recurrent - State	7,000	**7,000**	-	**-**
Capital Non-recurrent - Commonwealth	10,302	**1,800**	(8,502)	**(82.5%)**
Capital Non-recurrent - State	6,083	**15,448**	9,365	**153.9%**
Total capital grants	**24,809**	**25,812**	**1,003**	**4.0%**
Total grants	**36,606**	**36,377**	**(229)**	**(0.6%)**

City of Melbourne currently receives tied (specific purpose) and untied grant funding from both the State and Commonwealth Governments. Equally, grants are a mixture of both recurrent and non-recurrent in nature covering operating and capital expenditure requirements.

In 2026–27, there is an expected decrease in grant funding, and this is largely attributable to the non-recurrent nature of both, Commonwealth and State based capital funding in the current year.

Following the announcement from the Federal Minister for Infrastructure, Transport, Regional Development and Local Government on 14 October 2025, the City of Melbourne will receive over $4.4 million to support the planning and development of urban precincts across Melbourne. The announced $4.4 million from the Australian Government has not been included in the above total grants of $36.4 million.

The detailed list of grants for 2026–27 is provided on the following page.

	Forecast Actual 2025/26 $'000	Budget 2026/27 $'000	Change $'000	%
Grants were received in respect of the following:				
Summary of grants				
Commonwealth funded grants	16,556	8,139	(8,417)	**(50.8%)**
State funded grants	20,050	28,238	8,188	**40.8%**
Total grants received	**36,606**	**36,377**	**(229)**	**(0.6%)**
(a) Operating Grants				
Recurrent - Commonwealth Government				
General purpose - Financial Assistance	4,422	4,372	(50)	**(1.1%)**
Immunisation Register	24	24	(0)	**(1.1%)**
Creative Australia - Creative program, ACDGP Grantee International Engagement	383	379	(4)	**(1.1%)**
Recurrent - State Government			-	**-**
Libraries	1,294	1,160	(134)	**(10.3%)**
Metro Rail Project	379	340	(39)	**(10.3%)**
Family Services, Health & Wellbeing, Health Promotion, Policy	545	489	(56)	**(10.3%)**
School Crossings	425	381	(44)	**(10.3%)**
Pre Schools	283	254	(29)	**(10.3%)**
Family Services	940	843	(97)	**(10.3%)**
Maternal & Child Health	1,140	1,022	(118)	**(10.3%)**
Carer Support program	105	94	(11)	**(10.3%)**
Total recurrent grants	**9,941**	**9,357**	**(584)**	**(5.9%)**
Non-recurrent - State Government				
Infrastructure	1,856	1,208	(648)	**(34.9%)**
Total non-recurrent grants	**1,856**	**1,208**	(648)	**(34.9%)**
Total operating grants	**11,797**	**10,565**	**(1,232)**	**(10.4%)**
(b) Capital Grants				
Recurrent - Commonwealth Government				
Roads to recovery	750	891	141	**18.8%**
Road and streets	673	673	-	**-**
Recurrent - State Government			-	**-**
Parking levy	7,000	7,000	-	**-**
Total recurrent grants	**8,423**	**8,564**	141	**1.7%**
Non-recurrent - Commonwealth Government				
Local roads and community infrastructure	852	1,800	948	**111.2%**
Greenline	9,450	-	(9,450)	**(100.0%)**
Non-recurrent - State Government			-	**-**
N+W Melb and Docklands Transport + Amenity Program (TAP)	2,478	10,763	8,285	**334.3%**
Uni Square Stage 2 Redevelopment	3,010	3,400	390	**13.0%**
Gas Free Operations	-	1,285	1,285	**-**
Royal Park Creek Restoration	84	-	(84)	**(100.0%)**
Moonee Ponds Creek Stormwater Harvesting for Princes Park	161	-	(161)	**(100.0%)**
Clayton Reserve Dog Park upgrade	300	-	(300)	**(100.0%)**
Westgate Nursery Park	50	-	(50)	**(100.0%)**
Total non-recurrent grants	**16,385**	**17,248**	**862**	**5.3%**
Total capital grants	**24,809**	**25,812**	**1,003**	**4.0%**
Total Grants	**36,606**	**36,377**	**(229)**	**(0.6%)**

Budget
2026–27

5.1.5 Contributions

	Forecast Actual 2025/26 $'000	Budget 2026/27 $'000	Change $'000	Change %
Monetary				
Public Open Space	8,000	**8,000**	-	**-**
Childcare Benefit	2,430	**2,429**	(0)	**(0.0%)**
Sponsorships	950	**1,475**	525	**55.3%**
Non-Fed / State Govt Capital	352	**9,203**	8,851	**2,512.8%**
Other contributions	-	**1,333**	1,333	**-**
Total contributions	**11,732**	**22,441**	**10,709**	**91.3%**

Contributions largely reflect those amounts received from developers and other parties making a contribution towards the building of infrastructure and public amenity improvements needed to accommodate population and development growth.

These contributions are for a specific purpose and are statutory contributions. As such, they are transferred to a restricted reserve for that specific purpose until such time as they are included in the capital works program or are delivered as 'works in kind' by developers.

Revenue from contributions is mainly sourced from Public Open Space and Developer Contribution Plans (DCP). In 2026–27, Council has made an estimate of the expected level of DCP contributions to be received in relation to Arden and Macaulay.

5.1.6 Other income

	Forecast Actual 2025/26 $'000	Budget 2026/27 $'000	Change $'000	Change %
Interest	2,865	**3,165**	300	**10.5%**
Dividends	6,688	**5,038**	(1,650)	**(24.7%)**
Investment property / market rentals	5,619	**5,565**	(54)	**(1.0%)**
Intercompany revenue	741	**1,520**	779	**105.1%**
Sales & recoveries	4,894	**4,729**	(165)	**(3.4%)**
Project Income	261	**100**	(161)	**(61.8%)**
Total other income	**21,069**	**20,117**	**(952)**	**(4.5%)**

Revenue from other income is largely income generated from investment assets, cost recoveries and rental income from City of Melbourne properties. Overall, these are expected to remain steady in 2026–27, noting a net decrease of 4.5% is expected due to non-recurring investment income that has been received in the current year.

5.1.7 Employee costs

	Forecast Actual 2025/26 $'000	Budget 2026/27 $'000	Change $'000	Change %
Wages and salaries	169,407	**178,413**	9,006	**5.3%**
WorkCover	3,892	**4,460**	569	**14.6%**
Superannuation	22,843	**23,640**	797	**3.5%**
Casual	1,234	**2,319**	1,085	**88.0%**
Fringe benefit tax	334	**321**	(13)	**(3.9%)**
Annual leave and long service leave	21,107	**22,748**	1,640	**7.8%**
Other	1,221	**2,230**	1,010	**82.7%**
Total employee costs	**220,038**	**234,131**	**14,093**	**6.4%**

Most Council services are delivered through staff. While employee costs are set to increase 6.4% to $234.1 million, Council recognises the need to invest in staff as the key to achieving our objectives and finding the balance to ensure the delivery of these objectives are appropriately resourced.

This increased cost reflects the additional funding to service our casual labour team across multiple service delivery events throughout the year; wage growth across the existing workforce; additional capacity with an increased number of full-time equivalent employees; and the accumulative impact on related employment oncosts and provision for employment entitlements.

The number of average full-time equivalent (FTE) staff members is budgeted to be 1,621 for 2026–27, a small increase from the 2025–26 forecast of 1,580.

Refer to Section 4 Financial statements for more details on human resources.

Budget
2026–27

5.1.8 Materials and services

	Forecast Actual 2025/26 $'000	Budget 2026/27 $'000	Change $'000	Change %
Contract payments	165,426	**184,992**	19,566	**11.8%**
Building maintenance	3,225	**3,225**	(0)	**(0.0%)**
General maintenance	14,247	**12,833**	(1,414)	**(9.9%)**
Utilities	9,658	**9,943**	285	**3.0%**
Administration/Supplies	19,380	**19,895**	515	**2.7%**
Information technology	13,178	**15,103**	1,925	**14.6%**
Insurance	2,527	**3,530**	1,002	**39.7%**
Consultants	10,287	**9,953**	(334)	**(3.3%)**
Internal Revenue/Charges	(7,260)	**(6,504)**	756	**(10.4%)**
Total materials and services	**230,668**	**252,970**	**22,301**	**9.7%**

In 2026–27, materials and services are set to increase 9.7% to $253.0 million across this category of expenditure. Materials and services represent a broad category of items that are directly related to community service delivery, as well as key operational activity that continues to improve the efficiency in the delivery of those community services.

Costs have been reduced, contained and limited on several line items, however equally, there are some line items where there is expected increased costs. In this regard, the key item is contract payments that is expected to see an increase of 11.8% to $185.0 million. This increase is directly attributable to service delivery across multiple key community services with respect to waste, cleaning, parks, open space, trees, civil maintenance works and other community facing services. The increase is reflective of both growing supplier cost pressures and additional services being provided to the community.

Information technology costs are also set to increase in line with the technology modernisation program to uplift and improve the efficiency of our service delivery to community using better tools and smarter ways of working. Insurance costs are set to increase as external factors are causing a broader uplift across the market and insurance sector.

5.1.9 Depreciation

	Forecast Actual 2025/26 $'000	Budget 2026/27 $'000	Change $'000	Change %
Property	18,159	**18,108**	(51)	**(0.3%)**
Plant & equipment	9,002	**7,868**	(1,133)	**(12.6%)**
Infrastructure	48,950	**52,558**	3,608	**7.4%**
Total depreciation	**76,110**	**78,534**	**2,423**	**3.2%**

5.1.10 Amortisation – intangible assets

	Forecast Actual 2025/26 $'000	Budget 2026/27 $'000	Change $'000	Change %
Intangible assets	13,502	**14,613**	1,110	**8.22%**
Total amortisation - intangible assets	**13,502**	**14,613**	**1,110**	**8.22%**

5.1.11 Depreciation – right of use assets

	Forecast Actual 2025/26 $'000	Budget 2026/27 $'000	Change $'000	Change %
Right of use assets	2,846	**2,942**	95	**3.35%**
Total depreciation - right of use assets	**2,846**	**2,942**	**95**	**3.35%**

Council depreciates buildings, infrastructure, plant and equipment, and other finite life assets systematically over their respective useful lives, reflecting the pattern in which each asset's service potential is consumed. Estimates of useful lives and residual values are reviewed regularly, with major asset classes undergoing a formal assessment each year.

The Victorian Auditor-General's Office (VAGO) audits and assesses the appropriateness of the valuation of the assets as well as the depreciation methods and rates on an annual basis. Subject to the findings of these VAGO audits, asset valuations, depreciation methods and rates may change, which in turn, affect the depreciation amount of the various asset classes.

In light of the above and in the context of 2026–27, it is expected that depreciation across property, plant and equipment and infrastructure will increase 3.2% to $78.5 million and be largely attributable to new infrastructure assets being completed and ready for use to service the community.

In 2026–27, amortisation of intangible assets is expected to increase by 8.2% to $14.6 million. This is largely attributable to an increase in capitalised software as part of the technology modernisation program where projects are completed and have commenced to be used throughout the organisation. Depreciation on right of use assets is expected to increase by 3.4% to $2.9 million representing only a small movement.

Budget
2026-27

5.1.12 Other expenses

	Forecast Actual 2025/26 $'000	Budget 2026/27 $'000	Change $'000	Change %
Auditors remuneration - VAGO - audit of financial statements	200	**200**	0	**0.0%**
Audit services - external	265	**290**	25	**9.3%**
Audit services - internal	305	**479**	174	**57.2%**
Fire brigade levy	300	**250**	(50)	**(16.7%)**
Taxes & Levies	6,843	**8,423**	1,580	**23.1%**
Other costs	1,653	**1,498**	(155)	**(9.4%)**
Grants & Contributions	15,224	**15,773**	549	**3.6%**
Total other expenses	**24,790**	**26,914**	**2,124**	**8.6%**

The other expenses category is set to increase by 8.6% to $26.9 million, and this is largely attributable to the increased taxes and levies that are payable to other levels of government. More specifically, there is an expected increase in payment of the Environmental Protection Authority Victoria (EPA) Landfill Levy to reflect the increased activity to keep the city clean and the related levies that are associated with this work.

5.2 Balance sheet

5.2.1 Assets

Current assets comprise of cash and cash equivalents, trade and other receivables, other financial assets and other assets.

Cash and cash equivalents are expected to fund capital works program.

Non-current assets include investment in subsidiaries and trust, property, infrastructure, plant and equipment, investment property, intangible assets, other non-current financial assets and right of use assets.

Property, infrastructure, plant and equipment form the largest component of non-current assets which represents the value of Council's built-up assets including buildings, roads, vehicles, etc. which are anticipated to increase with budgeted capital works program of $175.1 million in 2026–27.

5.2.2 Liabilities

Current liabilities comprise of trade and other payables and current component of trust funds and deposits, provisions and lease liabilities.

Non-current liabilities comprise of borrowings and non-current component of trust funds and deposits, provisions and lease liabilities.

Council is expected to borrow a net balance of $50.0 million in 2026–27 and has a debt repayment plan from 2027–28. Council's borrowings are summarised below.

5.2.3 Borrowings

The table below shows information on borrowings specifically required by the Regulations.

	Forecast Actual	Budget	Projections		
	2025/26	2026/27	2027/28	2028/29	2029/30
	$'000	$'000	$'000	$'000	$'000
Amount borrowed as at 30 June of the prior year	110,000	110,000	160,000	95,000	60,000
Amount proposed to be borrowed	-	145,000	-	-	-
Amount projected to be redeemed	-	(95,000)	(65,000)	(35,000)	(20,000)
Amount of borrowings as at 30 June	**110,000**	**160,000**	**95,000**	**60,000**	**40,000**

Budget
2026-27

5.2.4 Leases by category

As a result of the introduction of AASB 16 Leases, right-of-use assets and lease liabilities have been recognised as outlined in the table below.

	Forecast Actual 2025/26 $'000	Budget 2026/27 $'000
Right-of-use assets		
Property	10,431	11,802
Fleet vehicles	760	859
Total right-of-use assets	**11,190**	**12,661**
Lease liabilities		
Current lease liabilities		
Property lease	1,923	2,070
Fleet lease	474	511
Total current lease liabilities	**2,397**	**2,581**
Non-current lease liabilities		
Property lease	8,787	9,325
Fleet lease	224	238
Total non-current lease liabilities	**9,011**	**9,563**
Total lease liabilities	**11,408**	**12,144**

Where the interest rate applicable to a lease is not expressed in the lease agreement, Council applies the average incremental borrowing rate in the calculation of lease liabilities. The current incremental borrowing rate is 4.35%.

5.3 Statement of changes in equity

5.3.1 Reserves

Public Open Space Reserve

Purpose: The Public Open Space Reserve holds funds contributed by developers for land purchase, open space establishment and upgrades. Funds are contributed in accordance with Section 18 of the Subdivision Act and transfers are restricted to the purpose of creating open space such as parks, playgrounds, pavilions and other such items. The City of Melbourne's Open Space Strategy's Open Space Contributions Framework sets out that open space contributions by developers provide for the open space demand created by forecast populations of residents and workers. Expenditure from the Public Open Space Reserve ensures there is sufficient distribution of quantity and quality open space to serve the future population of the City of Melbourne.

Movements: Transfers to the reserve (inflows) comprise contribution income from subdividers in accordance with the rates specified under Clause 53.01 of the Melbourne Planning Scheme. Transfers from the reserve (outflows) are applied to fund open space capital projects on an annual basis. Inflow to the reserve comes from developers who pay a percentage of the site value. It is expected that the Public Open Space Reserve will have an inflow of $8.0 million per annum over the forecast period.

Development Contribution Plan Reserve

Purpose: The Development Contribution Plan Reserve (DCP) holds funds contributed by developers for land purchase and construction of new and upgraded infrastructure as outlined in the draft Arden DCP and Macaulay DCP. Development contributions are collected in accordance with the interim rate in the Melbourne Planning Scheme until the final DCPs are incorporated.

DCPs provide for the charging of a Development Infrastructure Levy pursuant to section 46J(a) of the Act: towards works, services or facilities. They also provide for the charging of a Community Infrastructure Levy pursuant to section 46J(b) of the Act as some items are classified as community infrastructure under the Act.

The DCPs are implemented in the Melbourne Planning Scheme through Schedule 2 and 3 to the DCP Overlay (DCPO2 and DCPO3). The DCPs form part of the Melbourne Planning Scheme pursuant to section 46I of the Act and are incorporated documents under Clause 72.04 of the Melbourne Planning Scheme.

The DCPs set out that contributions by developers provide for the infrastructure demand created by forecast populations of residents and workers expected in each precinct. Expenditure from the Development Contributions Reserve ensures that there is sufficient infrastructure to serve the future population of Arden and Macaulay, and that the cost of delivering this new infrastructure is equitably shared. Expenditure from a separate fund also ensures compliance with the Act. Contributions are spent where they are collected, and any interest is accounted for. It may also facilitate borrowing by City of Melbourne to allow for upfront and early delivery of infrastructure.

Movements: Transfers from this reserve will be for nominated capital works for development infrastructure projects and community infrastructure projects. These funds are tied directly to the income received or cash funds refunded to developers for capital works completed directly by the developer. City of Melbourne will collect $9.2 million for 2026–27.

Budget
2026–27

Investments Revaluation Reserve

Purpose: The Investments Revaluation Reserve is used to record the increased (or decreased) value of the City of Melbourne's share of Regent Management Pty Ltd assets over time.

Movements: No expected movement in the reserve for the Budget period.

Tree Compensation Reserve

Purpose: The Tree Compensation Reserve typically holds funds collected from developers requiring the removal of public trees to make way for development activity. All options to retain trees are exhausted before tree removal is agreed upon and revenue is collected.

Revenue is initially recognised in the Parks and City Greening branch. It is then transferred to and held in a reserve within the balance sheet for future use. Expenditure from the reserve is overseen by the Urban Forest Fund Steering Group, which provides advice and sign-off on projects to accelerate greening the municipality through projects that go beyond City of Melbourne's business-as-usual works. The Urban Forest Fund and Canopy Uplift programs are funded by the Tree Compensation Reserve.

Movements: No expected movement in the reserve for the Budget period.

Equity

Equity is equal to the net assets and is made up of accumulated surplus, revaluation reserve and other reserves.

Movement in accumulated surplus includes the operating surplus of $44.2 million, and transfers to and from revaluation and other reserves.

Refer to Section 5.3.1 Reserves for movements in other reserves.

5.4 Statement of cash flows

5.4.1 Net cash flows provided by / used in operating activities

Operating activities refers to the cash generated or used in the City of Melbourne's normal service delivery functions. The change in cash inflow in 2026–27 is due to a budgeting increase in revenue relative to expenses.

5.4.2 Net cash flows provided by / used in investing activities

Investing activities refers to the cash generated or used in purchase and sale of assets will increase on prior year in line with capital expenditure and investments into long-term financial assets. Payments for other asset purchases in 2026–27 are for the purposes of new and ongoing works.

5.4.3 Net cash flows provided by / used in financing activities

Financing activities refers to cash generated or used in financing of Council's activities such as capital works. The net cash from financing activities is positive due to an increase in the anticipated borrowings required to fund capital projects in 2026–27.

Budget 2026–27

5.5 Capital works program

This section presents a listing of the capital works projects that will be undertaken in 2026–27, classified by expenditure type and funding source. Works are also disclosed as current budget or carried forward from the prior year.

5.5.1 Summary

	Forecast Actual 2025/26 $'000	Budget 2026/27 $'000	Change $'000	Change %
Property	72,108	**54,735**	(17,373)	**(24.09%)**
Plant and equipment	20,608	**22,344**	1,736	**8.42%**
Infrastructure	87,499	**98,020**	10,521	**12.02%**
Total Capital Works Expenditure	**180,215**	**175,099**	**(5,116)**	**(2.84%)**

	Project Cost	Asset expenditure types				Summary of Funding Sources			
		New	Renewal	Upgrade	Expansion	Grants	Contributions	Council cash	Borrowings
	$'000	$'000	$'000	$'000	$'000	$'000	$'000	$'000	$'000
Property	**54,735**	6,685	10,250	37,800	-	1,285	-	30,762	22,689
Plant & equipment	**22,344**	12,613	9,731	-	-	-	-	10,030	12,313
Infrastructure	**98,020**	32,471	35,573	29,976	-	24,527	14,977	43,518	14,998
Total Capital Works Expenditure	**175,099**	**51,770**	**55,553**	**67,776**	**-**	**25,812**	**14,977**	**84,310**	**50,000**

External grant funding: $18.8 million of external funding includes $3.4 million to be spent on the University Square Redevelopment, $1.8 million to be received from the Australian Government for the City Road Undercroft, $1.3 million to be received for Gas Free Operations and $12.3 million provided by the Victorian Government to be spent on parks and open spaces, roads and community facilities projects.

Public Open Space and Contributions: $15.0 million will be funded by contribution allocations comprising $14.0 million existing Public Open Space reserves and $1.0 million from external contributions. The Public Open Space reserves will be spent on: (1) the Pocket Park Program, (2) the Parks Renewal Program, (3) the Chelmsford Street open space, (4) the Chapman Street Pocket Park, (5) Miles and Dodds Street Reserve. The public open space reserve is a statutory reserve required to account for developer contributions. The use of the funds is dictated by legislation, ensuring the funds are used to create community public spaces.

Long-term parking levy – capital projects: An amount of $7.0 million will be allocated to improve congestion in the city. The funds will be used in 2026–27 for projects relating to streetscape and footpath improvements.

Funding provided by Council: During the year, City of Melbourne generates cash from its operating activities, which is used as a funding source for the capital works program.

Current Budget

Capital Works Area	Project Cost	Asset expenditure types				Summary of Funding Sources			
		New	Renewal	Upgrade	Expansion	Grants	Contributions	Council cash	Borrowings
	$'000	$'000	$'000	$'000	$'000	$'000	$'000	$'000	$'000
PROPERTY									
Buildings									
Southbank Library Fit out and Boyd Community Hub Refurbishment	2,800	-	-	2,800	-	-	-	2,800	-
Property Services Renewal Works	5,500	-	5,500	-	-	-	-	5,500	-
Building Improvements									
Queen Victoria Market Precinct Renewal Program	35,000	-	-	35,000	-	-	-	17,512	17,488
North Melbourne Community Hub	3,497	3,497	-	-	-	-	-	-	3,497
Gas Free Operations	2,989	2,989	-	-	-	1,285	-	-	1,704
Property Services Sustainability New Works	200	200	-	-	-	-	-	200	-
Property Services DDA Works	400	-	400	-	-	-	-	400	-
Renewal Works - Melbourne Town Hall	2,150	-	2,150	-	-	-	-	2,150	-
Renewal Works - CH1, CH2 and City Village	1,800	-	1,800	-	-	-	-	1,800	-
Property Services Sustainability Renewal Works	400	-	400	-	-	-	-	400	-
TOTAL PROPERTY	**54,735**	**6,685**	**10,250**	**37,800**	**-**	**1,285**	**-**	**30,762**	**22,689**

Budget 2026-27

Capital Works Area	Project Cost	Asset expenditure types				Summary of Funding Sources			
		New	Renewal	Upgrade	Expansion	Grants	Contributions	Council cash	Borrowings
	$'000	$'000	$'000	$'000	$'000	$'000	$'000	$'000	$'000
PLANT AND EQUIPMENT									
Plant, Machinery and Equipment									
Implementation of Parking & Kerbside Management Plan (PKMP Recommendations)	844	844	-	-	-	-	-	-	844
Christmas Decorations - New	1,390	1,390	-	-	-	-	-	1,390	-
Moomba Festival - Parade Floats	300	300	-	-	-	-	-	-	300
New and Upgraded Sports Lighting Program	250	250	-	-	-	-	-	250	-
Renewal of Safe City Cameras	320	-	320	-	-	-	-	320	-
Corporate Fleet Replacement	200	-	200	-	-	-	-	200	-
Community Sports Equipment Renewal	250	-	250	-	-	-	-	250	-
Melbourne City Baths equipment renewal and maintenance	75	-	75	-	-	-	-	75	-
Children's and Family Services Equipment and Resources Renewal	50	-	50	-	-	-	-	50	-
Christmas Decorations - Renewal	250	-	250	-	-	-	-	250	-
Moomba Festival - Parade Assets Renewal	100	-	100	-	-	-	-	100	-
Little India	1,000	1,000	-	-	-	-	-	1,000	-
Laneway lighting Uplift	1,500	1,500	-	-	-	-	-	1,500	-
Public Realm Improvements	1,470	1,470	-	-	-	-	-	1,470	-
Now Or Never Festival Hub	15	-	15	-	-	-	-	15	-
Parking Infrastructure Renewal	1,840	-	1,840	-	-	-	-	-	1,840
Fixtures, Fittings and Furniture									
Pedestrian Monitoring Program - Expansion of sensor network	60	60	-	-	-	-	-	60	-
Road Safety Initiatives	1,500	1,500	-	-	-	-	-	1,500	-
Furniture and Equipment New Purchases	100	100	-	-	-	-	-	100	-
Computers and Telecommunications									
Technology and Digital Innovation – New	4,199	4,199	-	-	-	-	-	-	4,199
Technology Modernisation – Renewal	5,131	-	5,131	-	-	-	-	-	5,131
Library books									
Library Collection Renewal	1,500	-	1,500	-	-	-	-	1,500	-
TOTAL PLANT AND EQUIPMENT	**22,344**	**12,613**	**9,731**	**-**	**-**	**-**	**-**	**10,030**	**12,313**

Capital Works Area	Project Cost	Asset expenditure types				Summary of Funding Sources			
		New	Renewal	Upgrade	Expansion	Grants	Contributions	Council cash	Borrowings
	$'000	$'000	$'000	$'000	$'000	$'000	$'000	$'000	$'000
INFRASTRUCTURE									
Roads									
Roads to Recovery program	891	-	891	-	-	891	-	-	-
Victorian Grants Commission - Local Road Funding	673	-	673	-	-	673	-	-	-
Roadway Renewal	5,500	-	5,500	-	-	-	-	5,500	-
Improving Pedestrian Safety	1,700	-	1,700	-	-	1,000	-	700	-
Bridges									
Queens Bridge Restoration and Repairs	1,209	-	1,209	-	-	-	-	1,209	-
Footpaths and Cycleways									
Major Streetscape Improvements	3,000	3,000	-	-	-	3,000	-	-	-
Cycle Infrastructure	4,000	4,000	-	-	-	-	-	4,000	-
DDA Compliance - Infrastructure	850	-	850	-	-	-	-	850	-
Footpath Renewal	5,200	-	5,200	-	-	3,000	-	2,200	-
Medians Renewal	-	-	-	-	-	-	-	-	-
Infrastructure Renewal within the Melbourne Arts Precinct	730	730	-	-	-	-	-	730	-
Drainage									
New Drainage Infrastructure	340	340	-	-	-	-	-	340	-
Flood Mitigation Renewal	1,200	-	1,200	-	-	-	-	1,200	-
Drains renewal	2,200	-	2,200	-	-	-	-	2,200	-
Kerb and Channel Renewal	1,000	-	1,000	-	-	-	-	1,000	-

Budget 2026-27

Capital Works Area	Project Cost	Asset expenditure types				Summary of Funding Sources			
		New	Renewal	Upgrade	Expansion	Grants	Contributions	Council cash	Borrowings
	$'000	$'000	$'000	$'000	$'000	$'000	$'000	$'000	$'000
Recreational, Leisure & Community Facilities									
Riverslide Skate Park Redevelopment	200	-	-	200	-	-	-	200	-
Parks, Open Space and Streetscapes									
N+W Melb and Docklands Transport + Amenity Program (TAP)	21,526	-	-	21,526	-	10,763	-	-	10,763
Chelmsford Street Park	6,462	6,462	-	-	-	-	6,462	-	-
City Road Master Plan	5,500	5,500	-	-	-	1,800	-	3,700	-
Greenline	400	400	-	-	-	-	-	-	400
Carlton Gardens Master Plan Works Implementation	150	-	-	150	-	-	15	-	135
Edmund Herring Oval Precinct Upgrade (Domain Parklands Master Plan)	300	-	-	300	-	-	-	-	300
Miles and Dodds Street Reserve	2,000	2,000	-	-	-	-	2,000	-	-
Chapman Street Pocket Park	3,000	3,000	-	-	-	-	3,000	-	-
Pocket Parks Program	1,500	1,500	-	-	-	-	1,500	-	-
Uni Square Stage 2 Redevelopment	7,800	-	-	7,800	-	3,400	1,000	-	3,400
Wayfinding signage program - Extending signs to priority areas	40	40	-	-	-	-	-	40	-
Southbank Boulevard Stage 6	450	450	-	-	-	-	-	450	-
Queensbridge Square - Red Stairs Redevelopment	465	465	-	-	-	-	-	465	-
Parks Renewal Program	6,800	-	6,800	-	-	-	1,000	5,800	-
Complex streetscape renewal and greening	550	-	550	-	-	-	-	550	-
Tree Planting and Replacement	2,100	-	2,100	-	-	-	-	2,100	-
Street tree median and plot renewal	150	-	150	-	-	-	-	150	-
Understorey planting, monitoring and renewal	200	-	200	-	-	-	-	200	-
Royal Park Creek Restoration	-	-	-	-	-	-	-	-	-
Waterways Renewal Program	150	-	150	-	-	-	-	150	-

Capital Works Area	Project Cost	Asset expenditure types				Summary of Funding Sources			
		New	Renewal	Upgrade	Expansion	Grants	Contributions	Council cash	Borrowings
	$'000	$'000	$'000	$'000	$'000	$'000	$'000	$'000	$'000
Other Infrastructure									
Public Art Melbourne - Growth Areas	2,000	2,000	-	-	-	-	-	2,000	-
Public Art	2,585	2,585	-	-	-	-	-	2,585	-
Street Furniture Renewal	600	-	600	-	-	-	-	600	-
Banner Pole Renewal	2,600	-	2,600	-	-	-	-	2,600	-
Pile rehabilitation works at NewQuay Wharf	2,000	-	2,000	-	-	-	-	2,000	-
TOTAL INFRASTRUCTURE	**98,020**	**32,471**	**35,573**	**29,976**	**-**	**24,527**	**14,977**	**43,518**	**14,998**
TOTAL NEW CAPITAL WORKS	**175,099**	**51,770**	**55,553**	**67,776**	**-**	**25,812**	**14,977**	**84,310**	**50,000**

Budget
2026–27

Capital Works Budget for 2027–28

Capital Works Area	Project Cost	Asset expenditure types				Summary of Funding Sources			
		New	Renewal	Upgrade	Expansion	Grants	Contributions	Council cash	Borrowings
	$'000	$'000	$'000	$'000	$'000	$'000	$'000	$'000	$'000
PROPERTY									
Buildings									
Property Services Renewal Works	5,638	-	5,638	-	-	-	-	5,638	-
Building Improvements									
Queen Victoria Market Precinct Renewal Program	23,673	-	-	23,673	-	-	-	23,673	-
North Melbourne Community Hub	26,497	26,497	-	-	-	-	-	26,497	-
Property Services Sustainability New Works	200	200	-	-	-	-	-	200	-
Property Services DDA Works	410	-	410	-	-	-	-	410	-
Renewal Works - Melbourne Town Hall	1,750	-	1,750	-	-	-	-	1,750	-
Renewal Works - CH1, CH2 and City Village	1,800	-	1,800	-	-	-	-	1,800	-
Property Services Sustainability Renewal Works	400	-	400	-	-	-	-	400	-
TOTAL PROPERTY	**60,367**	**26,697**	**9,998**	**23,673**	**-**	**-**	**-**	**60,367**	**-**

Capital Works Area	Project Cost	Asset expenditure types				Summary of Funding Sources			
		New	Renewal	Upgrade	Expansion	Grants	Contributions	Council cash	Borrowings
	$'000	$'000	$'000	$'000	$'000	$'000	$'000	$'000	$'000
PLANT AND EQUIPMENT									
Plant, Machinery and Equipment									
Christmas Decorations - New	1,115	1,115	-	-	-	-	-	1,115	-
Moomba Festival - Parade Floats	300	300	-	-	-	-	-	300	-
New and Upgraded Sports Lighting Program	350	350	-	-	-	-	-	350	-
Renewal of Safe City Cameras	320	-	320	-	-	-	-	320	-
Corporate Fleet Replacement	200	-	200	-	-	-	-	200	-
Community Sports Equipment Renewal	50	-	50	-	-	-	-	50	-
Melbourne City Baths equipment renewal and maintenance	75	-	75	-	-	-	-	75	-
Children's and Family Services Equipment and Resources Renewal	50	-	50	-	-	-	-	50	-
Christmas Decorations - Renewal	250	-	250	-	-	-	-	250	-
Moomba Festival - Parade Assets Renewal	100	-	100	-	-	-	-	100	-
Now Or Never Festival Hub	15	-	15	-	-	-	-	15	-
Parking Infrastructure Renewal	600	-	600	-	-	-	-	600	-
Fixtures, Fittings and Furniture									-
Pedestrian Monitoring Program - Expansion of sensor network	60	60	-	-	-	-	-	60	-
Road Safety Initiatives	1,250	1,250	-	-	-	-	-	1,250	-
Furniture and Equipment New Purchases	100	100	-	-	-	-	-	100	-
Computers and Telecommunications									-
Technology and Digital Innovation - New	4,105	4,105	-	-	-	-	-	4,105	-
Technology Modernisation - Renewal	5,131	-	5,131	-	-	-	-	5,131	-
Library books									
Library Collection Renewal	1,500	-	1,500	-	-	-	-	1,500	-
TOTAL PLANT AND EQUIPMENT	**15,571**	**7,280**	**8,291**	**-**	**-**	**-**	**-**	**15,571**	**-**

Budget 2026-27

Capital Works Area	Project Cost	Asset expenditure types				Summary of Funding Sources			
		New	Renewal	Upgrade	Expansion	Grants	Contributions	Council cash	Borrowings
	$'000	$'000	$'000	$'000	$'000	$'000	$'000	$'000	$'000
INFRASTRUCTURE									
Roads									
Roads to Recovery program	937	-	937	-	-	937	-	-	-
Victorian Grants Commission - Local Road Funding	673	-	673	-	-	673	-	-	-
Roadway Renewal	8,500	-	8,500	-	-	-	-	8,500	-
Improving Pedestrian Safety	1,700	-	1,700	-	-	1,000	-	700	-
Footpaths and Cycleways									
Major Streetscape Improvements	5,000	5,000	-	-	-	5,000	-	-	-
Cycle Infrastructure	3,500	3,500	-	-	-	-	-	3,500	-
DDA Compliance - Infrastructure	850	-	850	-	-	-	-	850	-
Footpath Renewal	6,000	-	6,000	-	-	1,000	-	5,000	-
Medians Renewal	300	-	300	-	-	-	-	300	-
Drainage									
New Drainage Infrastructure	340	340	-	-	-	-	-	340	-
Flood Mitigation Renewal	1,200	-	1,200	-	-	-	-	1,200	-
Drains renewal	2,200	-	2,200	-	-	-	-	2,200	-
Dynon Road Canal Rehabilitation	200	200	-	-	-	-	-	200	-
Kerb and Channel Renewal	1,000	-	1,000	-	-	-	-	1,000	-
Recreational, Leisure & Community Facilities									
Riverslide Skate Park Redevelopment	2,700	-	-	2,700	-	-	-	2,700	-

Capital Works Area	Project Cost	Asset expenditure types				Summary of Funding Sources			
		New	Renewal	Upgrade	Expansion	Grants	Contributions	Council cash	Borrowings
	$'000	$'000	$'000	$'000	$'000	$'000	$'000	$'000	$'000
Parks, Open Space and Streetscapes									
N+W Melb and Docklands Transport + Amenity Program (TAP)	22,178	-	-	22,178	-	11,089	-	11,089	-
Chelmsford Street Park	426	426	-	-	-	-	426	-	-
City Road Master Plan	320	320	-	-	-	-	-	320	-
Carlton Gardens Master Plan Works Implementation	150	-	-	150	-	-	15	135	-
Miles and Dodds Street Reserve	90	90	-	-	-	-	90	-	-
Chapman Street Pocket Park	1,640	1,640	-	-	-	-	1,640	-	-
Pocket Parks Program	1,500	1,500	-	-	-	-	1,500	-	-
Wayfinding signage program - Extending signs to priority areas	40	40	-	-	-	-	-	40	-
Southbank Boulevard Stage 6	450	450	-	-	-	-	-	450	-
QueensBridge Square - Red Stairs Redevelopment	1,036	1,036	-	-	-	-	-	1,036	-
Parks Renewal Program	5,408	-	5,408	-	-	-	1,000	4,408	-
Complex streetscape renewal and greening	550	-	550	-	-	-	-	550	-
Tree Planting and Replacement	2,100	-	2,100	-	-	-	-	2,100	-
Street tree median and plot renewal	150	-	150	-	-	-	-	150	-
Understorey planting, monitoring and renewal	200	-	200	-	-	-	-	200	-
Waterways Renewal Program	150	-	150	-	-	-	-	150	-
Other Infrastructure									
Public Art Melbourne - Growth Areas	2,000	2,000	-	-	-	-	-	2,000	-
Public Art	3,808	3,808	-	-	-	-	-	3,808	-
Street Furniture Renewal	625	-	625	-	-	-	-	625	-
Banner Pole Renewal	2,600	-	2,600	-	-	-	-	2,600	-
Pile rehabilitation works at NewQuay Wharf	4,522	-	4,522	-	-	-	-	4,522	-
TOTAL INFRASTRUCTURE	**85,043**	**20,350**	**39,665**	**25,028**	**-**	**19,700**	**4,671**	**60,672**	**-**
TOTAL NEW CAPITAL WORKS	**160,981**	**54,327**	**57,953**	**48,701**	**-**	**19,700**	**4,671**	**136,610**	**-**

Budget
2026–27

Capital Works Budget for 2028–29

Capital Works Area	Project Cost	Asset expenditure types				Summary of Funding Sources			
		New	Renewal	Upgrade	Expansion	Grants	Contributions	Council cash	Borrowings
	$'000	$'000	$'000	$'000	$'000	$'000	$'000	$'000	$'000
PROPERTY									
Buildings									
Property Services Renewal Works	5,638	-	5,638	-	-	-	-	5,638	-
Building Improvements									
Queen Victoria Market Precinct Renewal Program	10,927	-	-	10,927	-	-	-	10,927	-
North Melbourne Community Hub	9,616	9,616	-	-	-	-	1,672	7,944	-
Property Services Sustainability New Works	200	200	-	-	-	-	-	200	-
Property Services DDA Works	410	-	410	-	-	-	-	410	-
Renewal Works - Melbourne Town Hall	1,750	-	1,750	-	-	-	-	1,750	-
Renewal Works - CH1, CH2 and City Village	1,800	-	1,800	-	-	-	-	1,800	-
Property Services Sustainability Renewal Works	400	-	400	-	-	-	-	400	-
TOTAL PROPERTY	**30,740**	9,816	9,998	10,927	-	-	1,672	29,068	-

Capital Works Area	Project Cost	Asset expenditure types				Summary of Funding Sources			
		New	Renewal	Upgrade	Expansion	Grants	Contributions	Council cash	Borrowings
	$'000	$'000	$'000	$'000	$'000	$'000	$'000	$'000	$'000
PLANT AND EQUIPMENT									
Plant, Machinery and Equipment									
Christmas Decorations - New	900	900	-	-	-	-	-	900	-
Moomba Festival - Parade Floats	300	300	-	-	-	-	-	300	-
New and Upgraded Sports Lighting Program	50	50	-	-	-	-	-	50	-
Renewal of Safe City Cameras	320	-	320	-	-	-	-	320	-
Corporate Fleet Replacement	200	-	200	-	-	-	-	200	-
Community Sports Equipment Renewal	50	-	50	-	-	-	-	50	-
Melbourne City Baths equipment renewal and maintenance	75	-	75	-	-	-	-	75	-
Children's and Family Services Equipment and Resources Renewal	50	-	50	-	-	-	-	50	-
Christmas Decorations - Renewal	250	-	250	-	-	-	-	250	-
Moomba Festival - Parade Assets Renewal	100	-	100	-	-	-	-	100	-
Now Or Never Festival Hub	15	-	15	-	-	-	-	15	-
Parking Infrastructure Renewal	600	-	600	-	-	-	-	600	-
Fixtures, Fittings and Furniture									
Pedestrian Monitoring Program - Expansion of sensor network	60	60	-	-	-	-	-	60	-
Road Safety Initiatives	1,250	1,250	-	-	-	-	-	1,250	-
Furniture and Equipment New Purchases	100	100	-	-	-	-	-	100	-
Computers and Telecommunications									
Technology and Digital Innovation - New	4,105	4,105	-	-	-	-	-	4,105	-
Technology Modernisation - Renewal	5,131	-	5,131	-	-	-	-	5,131	-
Library books									
Library Collection Renewal	1,500	-	1,500	-	-	-	-	1,500	-
TOTAL PLANT AND EQUIPMENT	**15,056**	6,765	8,291	-	-	-	-	15,056	-

Budget 2026-27

Capital Works Area	Project Cost	Asset expenditure types				Summary of Funding Sources			
		New	Renewal	Upgrade	Expansion	Grants	Contributions	Council cash	Borrowings
	$'000	$'000	$'000	$'000	$'000	$'000	$'000	$'000	$'000
INFRASTRUCTURE									
Roads									
Roads to Recovery program	937	-	937	-	-	937	-	-	-
Victorian Grants Commission - Local Road Funding	673	-	673	-	-	673	-	-	-
Roadway Renewal	10,000	-	10,000	-	-	-	-	10,000	-
Improving Pedestrian Safety	1,700	-	1,700	-	-	1,000	-	700	-
Bridges									
Stock Subway Bridge	2,099	-	2,099	-	-	-	-	2,099	-
Footpaths and Cycleways									
Major Streetscape Improvements	5,000	5,000	-	-	-	5,000	-	-	-
Cycle Infrastructure	4,500	4,500	-	-	-	-	-	4,500	-
DDA Compliance - Infrastructure	850	-	850	-	-	-	-	850	-
Footpath Renewal	6,000	-	6,000	-	-	1,000	-	5,000	-
Medians Renewal	300	-	300	-	-	-	-	300	-
Drainage									
New Drainage Infrastructure	340	340	-	-	-	-	-	340	-
Flood Mitigation Renewal	1,200	-	1,200	-	-	-	-	1,200	-
Drains renewal	3,120	-	3,120	-	-	-	-	3,120	-
Dynon Road Canal Rehabilitation	5,000	5,000	-	-	-	-	-	5,000	-
Kerb and Channel Renewal	1,000	-	1,000	-	-	-	-	1,000	-
Recreational, Leisure & Community Facilities									
Riverslide Skate Park Redevelopment	2,685	-	-	2,685	-	-	-	2,685	-

Capital Works Area	Project Cost	Asset expenditure types				Summary of Funding Sources			
		New	Renewal	Upgrade	Expansion	Grants	Contributions	Council cash	Borrowings
	$'000	$'000	$'000	$'000	$'000	$'000	$'000	$'000	$'000
Parks, Open Space and Streetscapes									
N+W Melb and Docklands Transport + Amenity Program (TAP)	24,534	-	-	24,534	-	12,267	-	12,267	-
Alexandra Gardens and Boathouse Drive (Domain Parklands Master Plan)	3,455	-	-	3,455	-	-	1,036	2,418	-
Carlton Gardens Master Plan Works Implementation	150	-	-	150	-	-	15	135	-
Pocket Parks Program	1,500	1,500	-	-	-	-	1,500	-	-
Wayfinding signage program - Extending signs to priority areas	40	40	-	-	-	-	-	40	-
Parks Renewal Program	5,408	-	5,408	-	-	-	1,000	4,408	-
Complex streetscape renewal and greening	550	-	550	-	-	-	-	550	-
Tree Planting and Replacement	2,100	-	2,100	-	-	-	-	2,100	-
Street tree median and plot renewal	150	-	150	-	-	-	-	150	-
Understorey planting, monitoring and renewal	200	-	200	-	-	-	-	200	-
Waterways Renewal Program	150	-	150	-	-	-	-	150	-
Other Infrastructure									
Public Art Melbourne - Growth Areas	2,000	2,000	-	-	-	-	-	2,000	-
Public Art	543	543	-	-	-	-	-	543	-
Portfolio Capital Works*	8,774	-	-	8,774	-	-	-	8,774	-
Street Furniture Renewal	730	-	730	-	-	-	-	730	-
Banner Pole Renewal	100	-	100	-	-	-	-	100	-
Pile rehabilitation works at NewQuay Wharf	4,044	-	4,044	-	-	-	-	4,044	-
TOTAL INFRASTRUCTURE	**99,832**	**18,923**	**41,311**	**39,598**	**-**	**20,878**	**3,551**	**75,403**	**-**
TOTAL NEW CAPITAL WORKS	**145,628**	**35,504**	**59,599**	**50,525**	**-**	**20,878**	**5,223**	**119,527**	**-**

*Portfolio Capital Works is funding set aside in future years to progress key projects identified in the adopted Asset Plan 2025–35 and the upcoming Community Infrastructure Plan.

Budget
2026–27

Capital Works Budget for 2029–30

Capital Works Area	Project Cost	Asset expenditure types				Summary of Funding Sources			
		New	Renewal	Upgrade	Expansion	Grants	Contributions	Council cash	Borrowings
	$'000	$'000	$'000	$'000	$'000	$'000	$'000	$'000	$'000
PROPERTY									
Buildings									
Property Services Renewal Works	5,807	-	5,807	-	-	-	-	5,807	-
Building Improvements									
Property Services Sustainability New Works	200	200	-	-	-	-	-	200	-
Property Services DDA Works	422	-	422	-	-	-	-	422	-
Renewal Works - Melbourne Town Hall	1,803	-	1,803	-	-	-	-	1,803	-
Renewal Works - CH1, CH2 and City Village	1,854	-	1,854	-	-	-	-	1,854	-
Property Services Sustainability Renewal Works	412	-	412	-	-	-	-	412	-
TOTAL PROPERTY	**10,497**	**200**	**10,297**	**-**	**-**	**-**	**-**	**10,497**	**-**

Capital Works Area	Project Cost	Asset expenditure types				Summary of Funding Sources			
		New	Renewal	Upgrade	Expansion	Grants	Contributions	Council cash	Borrowings
	$'000	$'000	$'000	$'000	$'000	$'000	$'000	$'000	$'000
PLANT AND EQUIPMENT									
Plant, Machinery and Equipment									
Christmas Decorations - New	900	900	-	-	-	-	-	900	-
Moomba Festival - Parade Floats	300	300	-	-	-	-	-	300	-
New and Upgraded Sports Lighting Program	350	350	-	-	-	-	-	350	-
Renewal of Safe City Cameras	324	-	324	-	-	-	-	324	-
Corporate Fleet Replacement	206	-	206	-	-	-	-	206	-
Community Sports Equipment Renewal	52	-	52	-	-	-	-	52	-
Melbourne City Baths equipment renewal and maintenance	77	-	77	-	-	-	-	77	-
Children's and Family Services Equipment and Resources Renewal	52	-	52	-	-	-	-	52	-
Christmas Decorations - Renewal	258	-	258	-	-	-	-	258	-
Moomba Festival - Parade Assets Renewal	103	-	103	-	-	-	-	103	-
Now Or Never Festival Hub	15	-	15	-	-	-	-	15	-
Parking Infrastructure Renewal	618	-	618	-	-	-	-	618	-
Fixtures, Fittings and Furniture									
Pedestrian Monitoring Program - Expansion of sensor network	60	60	-	-	-	-	-	60	-
Road Safety Initiatives	1,250	1,250	-	-	-	-	-	1,250	-
Furniture and Equipment New Purchases	100	100	-	-	-	-	-	100	-
Computers and Telecommunications									
Technology and Digital Innovation - New	4,105	4,105	-	-	-	-	-	4,105	-
Technology Modernisation - Renewal	5,285	-	5,285	-	-	-	-	5,285	-
Library books									
Library Collection Renewal	1,545	-	1,545	-	-	-	-	1,545	-
TOTAL PLANT AND EQUIPMENT	**15,598**	**7,065**	**8,533**	**-**	**-**	**-**	**-**	**15,598**	**-**

Budget 2026-27

Capital Works Area	Project Cost	Asset expenditure types				Summary of Funding Sources			
		New	Renewal	Upgrade	Expansion	Grants	Contributions	Council cash	Borrowings
	$'000	$'000	$'000	$'000	$'000	$'000	$'000	$'000	$'000
INFRASTRUCTURE									
Roads									
Roads to Recovery program	937	-	937	-	-	937	-	-	-
Victorian Grants Commission - Local Road Funding	673	-	673	-	-	673	-	-	-
Roadway Renewal	10,300	-	10,300	-	-	-	-	10,300	-
Improving Pedestrian Safety	1,715	-	1,715	-	-	1,000	-	715	-
Footpaths and Cycleways									
Major Streetscape Improvements	5,000	5,000	-	-	-	5,000	-	-	-
Cycle Infrastructure	4,000	4,000	-	-	-	-	-	4,000	-
DDA Compliance - Infrastructure	876	-	876	-	-	-	-	876	-
Footpath Renewal	6,150	-	6,150	-	-	1,000	-	5,150	-
Medians Renewal	300	-	300	-	-	-	-	300	-
Drainage									
New Drainage Infrastructure	340	340	-	-	-	-	-	340	-
Flood Mitigation Renewal	1,236	-	1,236	-	-	-	-	1,236	-
Drains renewal	3,185	-	3,185	-	-	-	-	3,185	-
Kerb and Channel Renewal	1,030	-	1,030	-	-	-	-	1,030	-

Capital Works Area	Project Cost	Asset expenditure types				Summary of Funding Sources			
		New	Renewal	Upgrade	Expansion	Grants	Contributions	Council cash	Borrowings
	$'000	$'000	$'000	$'000	$'000	$'000	$'000	$'000	$'000
Parks, Open Space and Streetscapes									
N+W Melb and Docklands Transport + Amenity Program (TAP)	19,000	-	-	19,000	-	9,500	-	9,500	-
Carlton Gardens Master Plan Works Implementation	150	-	-	150	-	-	15	135	-
Pocket Parks Program	1,500	1,500	-	-	-	-	-	1,500	-
Wayfinding signage program - Extending signs to priority areas	40	40	-	-	-	-	-	40	-
Parks Renewal Program	5,540	-	5,540	-	-	-	1,000	4,540	-
Complex streetscape renewal and greening	567	-	567	-	-	-	-	567	-
Tree Planting and Replacement	2,163	-	2,163	-	-	-	-	2,163	-
Street tree median and plot renewal	155	-	155	-	-	-	-	155	-
Understorey planting, monitoring and renewal	206	-	206	-	-	-	-	206	-
Waterways Renewal Program	155	-	155	-	-	-	-	155	-
Other Infrastructure									
Public Art Melbourne - Growth Areas	2,000	2,000	-	-	-	-	-	2,000	-
Portfolio Capital Works*	41,134	-	-	41,134	-	-	-	41,134	-
Street Furniture Renewal	745	-	745	-	-	-	-	745	-
Banner Pole Renewal	100	-	100	-	-	-	-	100	-
TOTAL INFRASTRUCTURE	**109,195**	**12,880**	**36,031**	**60,284**	**-**	**18,111**	**1,015**	**90,069**	**-**
TOTAL NEW CAPITAL WORKS	**135,291**	**20,145**	**54,862**	**60,284**	**-**	**18,111**	**1,015**	**116,165**	**-**

*Portfolio Capital Works is funding set aside in future years to progress key projects identified in the adopted Asset Plan 2025–35 and the upcoming Community Infrastructure Plan.

Budget 2026-27

Works carried forward from 2025–26

Capital Works Area	Project Cost	Asset expenditure types				Summary of Funding Sources			
		New	Renewal	Upgrade	Expansion	Grants	Contributions	Council cash	Borrowings
	$'000	$'000	$'000	$'000	$'000	$'000	$'000	$'000	$'000
PROPERTY									
Buildings									
Melbourne Town Hall - Roof Replacement	1,562	-	1,562	-	-	-	-	1,562	-
Building Improvements									
Bolte West Waterways Operations Precinct and Shed 21	100	100	-	-	-	-	-	100	-
Boyd Fit out and Refurbishment	3,162	3,162	-	-	-	550	-	2,612	-
Gas Free Operations	1,779	1,779	-	-	-	997	-	781	-
North Melbourne Community Centre Redevelopment	154	154	-	-	-	-	-	154	-
Renewal Works - Melbourne Town Hall	1,619	-	1,619	-	-	-	-	1,619	-
TOTAL PROPERTY	**8,376**	**5,194**	**3,181**	**-**	**-**	**1,547**	**-**	**6,828**	**-**
PLANT AND EQUIPMENT									
Fixtures, Fittings and Furniture									
Road Safety Initiatives	1,931	1,931	-	-	-	1,931	-	-	-
Computers and Telecommunications									
Technology Modernisation - Renewal	4,537	-	4,537	-	-	-	-	4,537	-
TOTAL PLANT AND EQUIPMENT	**6,468**	**1,931**	**4,537**	**-**	**-**	**1,931**	**-**	**4,537**	**-**

Capital Works Area	Project Cost	Asset expenditure types				Summary of Funding Sources			
		New	Renewal	Upgrade	Expansion	Grants	Contributions	Council cash	Borrowings
	$'000	$'000	$'000	$'000	$'000	$'000	$'000	$'000	$'000
INFRASTRUCTURE									
Bridges									
Princes Bridge Bluestone Repair works	956	-	956	-	-	-	-	956	-
Recreational, Leisure & Community Facilities									
Melbourne City Baths Redevelopment	35	35	-	-	-	-	-	35	-
Waste Management									
Waste and Resource Recovery Hub Expansion Program	123	123	-	-	-	-	-	123	-
Parks, Open Space and Streetscapes								-	-
City Road Master Plan	1,492	1,492	-	-	-	1,492	-	-	-
Pocket Parks Program	409	409	-	-	-	-	409	-	-
Greenline	1,000	1,000	-	-	-	-	-	1,000	-
N+W Melb and Docklands Transport + Amenity Program (TAP)	4,073	-	-	4,073	-	2,037	-	2,037	-
Queensbridge Square	58	-	-	58	-	-	-	58	-
Normanby Road Reserve Expansion	553	553	-	-	-	-	-	553	-
Southbank Promenade	80	-	-	80	-	-	-	80	-
Clayton Reserve Dog Park upgrade	393	-	393	-	-	-	-	393	-
Other Infrastructure	-	-	-	-	-	-	-	-	-
Banner Pole Renewal	2,066	-	2,066	-	-	-	-	2,066	-
Pile rehabilitation works at NewQuay Wharf	1,065	-	1,065	-	-	-	-	1,065	-
Public Art	14	14	-	-	-	-	-	14	-
Public Art Melbourne	571	571	-	-	-	-	-	571	-
TOTAL INFRASTRUCTURE	**12,889**	**4,197**	**4,480**	**4,212**	**-**	**3,529**	**409**	**8,951**	**-**
TOTAL CARRIED FORWARD CAPITAL WORKS	**27,732**	**11,322**	**12,199**	**4,212**	**-**	**7,007**	**409**	**20,317**	**-**

Budget 2026-27

Summary of planned capital works expenditure

For the years ending 30 June 2028, 2029 and 2030

2027–28	Asset Expenditure Types					Funding Sources				
	Total	New	Renewal	Expansion	Upgrade	Total	Grants	Contributions	Council Cash	Borrowings
	$'000	$'000	$'000	$'000	$'000	$'000	$'000	$'000	$'000	$'000
Property										
Land improvements	-	-	-	-	-	-	-	-	-	-
Total Land	**-**	**-**	**-**	**-**	**-**	**-**	**-**	**-**	**-**	**-**
Buildings	5,638	-	5,638	-	-	5,638	-	-	5,638	-
Building improvements	54,729	26,697	4,360	23,673	-	54,729	-	-	54,729	-
Leasehold improvements	-	-	-	-	-	-	-	-	-	-
Total Buildings	**60,367**	**26,697**	**9,998**	**23,673**	**-**	**60,367**	**-**	**-**	**60,367**	**-**
Total Property	**60,367**	**26,697**	**9,998**	**23,673**	**-**	**60,367**	**-**	**-**	**60,367**	**-**
Plant and Equipment										
Plant and equipment	3,425	1,765	1,660	-	-	3,425	-	-	3,425	-
Fixtures, fittings and furniture	1,410	1,410	-	-	-	1,410	-	-	1,410	-
Computers and telecommunications	9,236	4,105	5,131	-	-	9,236	-	-	9,236	-
Library books	1,500	-	1,500	-	-	1,500	-	-	1,500	-
Total Plant and Equipment	**15,571**	**7,280**	**8,291**	**-**	**-**	**15,571**	**-**	**-**	**15,571**	**-**
Infrastructure										
Roads	11,811	-	11,811	-	-	11,811	2,611	-	9,200	-
Bridges	-	-	-	-	-	-	-	-	-	-
Footpaths and cycleways	15,650	8,500	7,150	-	-	15,650	6,000	-	9,650	-
Drainage	4,940	540	4,400	-	-	4,940	-	-	4,940	-
Recreational, leisure and community facilities	2,700	-	-	2,700	-	2,700	-	-	2,700	-
Parks, open space and streetscapes	36,388	5,502	8,557	22,328	-	36,388	11,089	4,671	20,627	-
Other structures	13,555	5,808	7,747	-	-	13,555	-	-	13,555	-
Total Infrastructure	**85,043**	**20,350**	**39,665**	**25,028**	**-**	**85,043**	**19,700**	**4,671**	**60,672**	**-**
Total Capital Works Expenditure	**160,981**	**54,327**	**57,953**	**48,701**	**-**	**160,981**	**19,700**	**4,671**	**136,610**	**-**

2028–29	Asset Expenditure Types					Funding Sources				
	Total	New	Renewal	Expansion	Upgrade	Total	Grants	Contributions	Council Cash	Borrowings
	$'000	$'000	$'000	$'000	$'000	$'000	$'000	$'000	$'000	$'000
Property										
Land improvements	-	-	-	-	-	-	-	-	-	-
Total Land	**-**	**-**	**-**	**-**	**-**	**-**	**-**	**-**	**-**	**-**
Buildings	5,638	-	5,638	-	-	5,638	-	-	5,638	-
Building improvements	33,877	9,816	4,360	19,701	-	33,877	-	1,672	32,205	-
Total Buildings	**39,514**	**9,816**	**9,998**	**19,701**	**-**	**39,514**	**-**	**1,672**	**37,842**	**-**
Total Property	**39,514**	**9,816**	**9,998**	**19,701**	**-**	**39,514**	**-**	**1,672**	**37,842**	**-**
Plant and Equipment										
Plant and equipment	2,910	1,250	1,660	-	-	2,910	-	-	2,910	-
Fixtures, fittings and furniture	1,410	1,410	-	-	-	1,410	-	-	1,410	-
Computers and telecommunications	9,236	4,105	5,131	-	-	9,236	-	-	9,236	-
Library books	1,500	-	1,500	-	-	1,500	-	-	1,500	-
Total Plant and Equipment	**15,056**	**6,765**	**8,291**	**-**	**-**	**15,056**	**-**	**-**	**15,056**	**-**
Infrastructure										
Roads	13,311	-	13,311	-	-	13,311	2,611	-	10,700	-
Bridges	2,099	-	2,099	-	-	2,099	-	-	2,099	-
Footpaths and cycleways	16,650	9,500	7,150	-	-	16,650	6,000	-	10,650	-
Drainage	10,660	5,340	5,320	-	-	10,660	-	-	10,660	-
Recreational, leisure and community facilities	2,685	-	-	2,685	-	2,685	-	-	2,685	-
Parks, open space and streetscapes	38,236	1,540	8,557	28,139	-	38,236	12,267	3,551	22,418	-
Other structures	7,417	2,543	4,874	-	-	7,417	-	-	7,417	-
Total Infrastructure	**91,058**	**18,923**	**41,311**	**30,824**	**-**	**91,058**	**20,878**	**3,551**	**66,629**	**-**
Total Capital Works Expenditure	**145,628**	**35,504**	**59,599**	**50,525**	**-**	**145,628**	**20,878**	**5,223**	**119,527**	**-**

Budget 2026-27

2029–30	Asset Expenditure Types					Funding Sources				
	Total	New	Renewal	Expansion	Upgrade	Total	Grants	Contributions	Council Cash	Borrowings
	$'000	$'000	$'000	$'000	$'000	$'000	$'000	$'000	$'000	$'000
Property										
Land improvements	-	-	-	-	-	-	-	-	-	-
Total Land	**-**	**-**	**-**	**-**	**-**	**-**	**-**	**-**	**-**	**-**
Buildings	5,807	-	5,807	-	-	5,807	-	-	5,807	-
Building improvements	45,825	200	4,491	41,134	-	45,825	-	-	45,825	-
Total Buildings	**51,631**	**200**	**10,297**	**41,134**	**-**	**51,631**	**-**	**-**	**51,631**	**-**
Total Property	**51,631**	**200**	**10,297**	**41,134**	**-**	**51,631**	**-**	**-**	**51,631**	**-**
Plant and Equipment										
Plant and equipment	3,254	1,550	1,704	-	-	3,254	-	-	3,254	-
Fixtures, fittings and furniture	1,410	1,410	-	-	-	1,410	-	-	1,410	-
Computers and telecommunications	9,390	4,105	5,285	-	-	9,390	-	-	9,390	-
Library books	1,545	-	1,545	-	-	1,545	-	-	1,545	-
Total Plant and Equipment	**15,598**	**7,065**	**8,533**	**-**	**-**	**15,598**	**-**	**-**	**15,598**	**-**
Infrastructure										
Roads	13,626	-	13,626	-	-	13,626	2,611	-	11,015	-
Bridges	-	-	-	-	-	-	-	-	-	-
Footpaths and cycleways	16,326	9,000	7,326	-	-	16,326	6,000	-	10,326	-
Drainage	5,791	340	5,451	-	-	5,791	-	-	5,791	-
Recreational, leisure and community facilities	-	-	-	-	-	-	-	-	-	-
Parks, open space and streetscapes	29,474	1,540	8,784	19,150	-	29,474	9,500	1,015	18,959	-
Other structures	2,845	2,000	845	-	-	2,845	-	-	2,845	-
Total Infrastructure	**68,061**	**12,880**	**36,031**	**19,150**	**-**	**68,061**	**18,111**	**1,015**	**48,936**	**-**
Total Capital Works Expenditure	**135,291**	**20,145**	**54,862**	**60,284**	**-**	**135,291**	**18,111**	**1,015**	**116,165**	**-**

6. Performance and financial indicators

Targeted performance indicators (Council selected)

The following table highlights Council's current and projected performance across 8 targeted performance indicators selected by Council from the range of prescribed performance measures contained in the *Local Government (Planning and Reporting) Regulations 2020*. These indicators provide a useful analysis of Council's intentions and performance and should be interpreted in the context of the organisation's objectives.

Indicator	Measure	Notes	Actual	Forecast	Budget	Target Projections			Trend
			2024/25	2025/26	2026/27	2027/28	2028/29	2029/30	+/o/-
Financial forecasting									
Indebtedness (level of long-term liabilities is appropriate to the size and nature of a Council's activities)	**Non-current liabilities compared to own-source revenue** Non-current liabilities / own source revenue	1	21.5%	22.7%	29.4%	18.6%	12.8%	9.6%	+
Loans and borrowings (level of interest-bearing loans and borrowings is appropriate to the size and nature of Council's activities)	**Loans and borrowings compared to own-source revenue** Interest bearing loans and borrowings / own-source revenue	2	18.4%	19.2%	26.0%	15.1%	9.3%	6.1%	+
	Loans and borrowings repayments compared to own-source revenue Interest and principal repayments on interest bearing loans and borrowings / own-source revenue	3	19.9%	1.2%	16.4%	11.3%	6.0%	3.4%	+
Revenue and grants (revenue is generated from a range of sources to fund the delivery of services to the community)	**Own-source revenue per head of population** Own source revenue / Population	4	$3,053	$2,818	$2,924	$2,892	$2,890	$2,879	o

Budget
2026-27

Indicator	Measure	Notes	Actual	Forecast	Budget	Target Projections			Trend
			2024/25	2025/26	2026/27	2027/28	2028/29	2029/30	+/o/-
Financial management									
Liquidity (sufficient working capital and cash is available to cover expenses)	**Cash compared to current liabilities** Cash / current liabilities	5	28.0%	23.5%	29.9%	15.4%	23.8%	19.9%	o
Operating position (an adjusted underlying surplus is generated in the ordinary course of business)	**Adjusted underlying surplus (or deficit)** Adjusted underlying surplus (deficit) / Adjusted underlying revenue	6	0.1%	0.1%	0.2%	0.2%	0.2%	0.2%	+
Rates effort (rating level is set based on the community's capacity to pay)	**Rates compared to property values** Rate revenue / CIV of rateable properties in the municipal district	7	0.2%	0.3%	0.3%	0.3%	0.3%	0.3%	o
Expenditure and revenue level (resources are used efficiently in the delivery of services)	**Average rate per property assessment** General rates and municipal charges / no. of property assessments	8	$2,764	$2,744	$2,959	$2,920	$2,926	$2,964	+

Targeted performance indicators (mandatory)

The following tables highlight Council's current and projected performance across a selection of targeted service and financial performance indicators. These indicators provide a useful analysis of Council's intentions and performance and should be interpreted in the context of the organisation's objectives.

The targeted performance indicators below are the prescribed performance indicators contained in Schedule 4 of the *Local Government (Planning and Reporting) Regulations 2020*. Results against these measures and targets will be reported in Council's Performance Statement included in the Annual Report.

Targeted performance indicators – service

Indicator	Measure	Notes	Actual 2024/25	Forecast 2025/26	Target 2026/27	Target Projections 2027/28	2028/29	2029/30	Trend +/o/-
Governance									
Community engagement (Council decisions made and implemented with community input)	**Satisfaction with the opportunities offered by Council to be consulted or engaged in Council decisions** Community satisfaction rating out of 100 with the consultation and engagement efforts of Council	9	60	60	60	60	60	60	+
Environment									
Roads (Sealed local roads are maintained and renewed to ensure a safe network)	**Sealed local roads below the intervention level** Number of kms of sealed local roads below the renewal intervention level set by Council / kms of sealed local roads	10	86.06%	85%	85%	85%	85%	85%	o
Responsiveness									
Statutory planning (Councils decide on planning applications and fulfill their legislative duties in a timely manner)	**Planning applications decided within the relevant required time** Number of planning application decisions made within the relevant required time / Number of planning application decisions made	11	75.62%	72.10%	74.26%	76.30%	78.40%	80%	+
Environment									
Waste management (Waste is minimised and sustainability promoted)	**Kerbside collection waste to landfill** Waste in tonnage collected from kerbside waste collection services sent to landfill / Number of serviced properties	12	25%	26%	25%	23%	23%	23%	+

Budget
2026–27

Targeted performance indicators – financial

Indicator	Measure	Notes	Actual 2024/25	Forecast 2025/26	Target 2026/27	Target Projections 2027/28	2028/29	2029/30	Trend +/o/-
Financial management									
Liquidity (Sufficient working capital and cash is available to cover expenses)	**Current assets compared to current liabilities** Current assets / current liabilities	13	75.1%	94.7%	55.5%	40.3%	48.2%	43.9%	o
Financial forecasting									
Asset renewal and upgrade (Renewal and upgrade of assets is planned and delivered)	**Asset renewal compared to depreciation** Asset renewal and upgrade expense / Asset depreciation	14	128.8%	156.1%	159.6%	135.1%	136.7%	140.2%	o
Financial management									
Rates concentration (Revenue is generated from a range of sources)	**Rates compared to adjusted underlying revenue** Rate revenue / adjusted underlying revenue	15	65.4%	67.0%	68.1%	68.0%	67.8%	67.9%	o
Financial management									
Expenditure and revenue level (Resources are used efficiently in the delivery of services)	**Expenses per property assessment** Total expenses / no. of property assessments	16	$4,221	$4,091	$4,339	$4,288	$4,309	$4,360	o

Key to forecast trend:

+ Forecasts improvement in Council's financial performance / financial position indicator.
o Forecasts that Council's financial performance / financial position indicator will be steady.
- Forecasts deterioration in Council's financial performance / financial position indicator.

Notes to indicators

1. Indebtedness

It is measured by non-current liabilities compared to own-source revenue. Council's long-term liabilities are appropriate to the size and nature of Council activities. Lower proportion of non-current liabilities suggests greater capacity to meet long-term obligations.

2. Loans and borrowings compared to own-source revenue

Council's level of interest-bearing loans and borrowings are appropriate to the size and nature of Council's activities. Demonstration of Council managing its borrowing strategy in relation to the revenue it raises.

3. Loans and borrowings repayments compared to own-source revenue

Council's level of repayments on interest-bearing loans and borrowings is appropriate to the size and nature of Council's activities. Demonstration of Council managing its borrowing strategy in relation to the revenue it raises.

4. Revenue and grants

It is measured by own-source revenue per head of population. Council generates revenue from a range of sources. Higher amount of own source revenue suggests greater capacity to delivery services.

5. Cash compared to current liabilities

It measures liquidity, with higher cash relative to liabilities suggesting that Council can pay its short-term obligations in a timely manner.

6. Adjusted underlying surplus (or deficit)

A significant surplus (or deficit) achieved in a particular financial year does not necessarily indicate good or bad financial performance in that year.

7. Rates compared to property values

Shows the level of rates received by Council as compared to varying property values over the year. Council's property values are expected to increase over the projected period which in turn impacts the rates received to fund Council's services for the community.

8. Average rate per property assessment

Assessment of whether resources are being used efficiently to deliver services.

9. Community engagement

Assessment of community satisfaction with Council. Demonstrates the community's perception of whether Council decisions made and implemented had community input. High or increasing satisfaction rating suggests an improvement in the effectiveness of Council's consultation and engagement strategies and decision-making practices.

Budget
2026–27

10. Roads

Assessment of the degree to which Councils maintains high-quality infrastructure. Lower proportion of roads above the renewal intervention level suggests a high-quality road network.

11. Statutory planning

Assessment of Council efficiency in decision-making. Higher proportion of planning applications decided in a timely manner suggests an effective statutory planning service.

12. Waste management

Assessment of the quality of Council services. Lower proportion of bins missed suggests an effective waste collection service collecting as planned.

13. Current assets compared to current liabilities

Working capital is the proportion of current liabilities and current assets. It is a general measure of the organisation's liquidity and its ability to meet its commitments as and when they fall due. Council aims to have sufficient current assets to meet its short-term obligations over the forecast period and be able to fund the capital works program.

14. Asset renewal compared to depreciation

Asset renewal is calculated as asset renewal and upgrade expenditure as a percentage of depreciation. This indicates the extent of Council's renewal and upgrade of assets against its depreciation charge (an indication of the decline in value of its existing capital assets).

15. Rates compared to adjusted underlying revenue

Rates concentration is measured as rate revenue compared to adjusted underlying revenue.

16. Expenses per property assessment

It measures the level of expenditure and revenue. Expenditure level is measured as total expenditure per the number of property assessments.

7. Schedule of fees and charges

This section presents the fees and charges of a statutory / non-statutory nature which will be charged in respect to various goods and services during financial year 2026–27.

Generally, fees and charges are projected to increase by 3.0% rounded up to the nearest 10 cents based on information available at the time of publishing. Subject to any changes in legislation or Council's policy, these may vary during the financial year.

Branch Description	Name of Product or Service	Unit of Measure Description	2025/26 Fee Inc GST	2026/27 Fee Inc GST	Fee Increase / (Decrease) $	Basis of Fees
Finance, Rates and Investment	Rates & Valuations Interest on Rates	% Annum	10.00	10.30	0.30	Non-Statutory
Finance, Rates and Investment	Rates & Valuations Government Recoveries Water Auth (Valuation Info)	Per Valuation	58.10	59.90	1.80	Non-Statutory
City Safety Security Amenity	Street Permits: Advertising Board Permits	Annual	754.00	776.70	22.70	Non-Statutory
City Safety Security Amenity	Carlton Voucher	Per Quarter	64.60	66.60	2.00	Non-Statutory
City Safety Security Amenity	Bin Permit Charge	Per Day	99.50	102.50	3.00	Non-Statutory
City Safety Security Amenity	Non-Carlton Transferable Resi Parking Permit	Per Annum	146.00	150.40	4.40	Non-Statutory
City Safety Security Amenity	Interim Medical Parking Permits	Per Registration	535.00	551.10	16.10	Non-Statutory
City Safety Security Amenity	Tradesperson Permit	Per Week / Per Permit	108.00	111.30	3.30	Non-Statutory
City Safety Security Amenity	Resident Parking (2nd Permit - Carlton)	Per Annum	146.00	150.40	4.40	Non-Statutory
City Safety Security Amenity	Medical Parking Permits	Per Annum	535.00	551.10	16.10	Non-Statutory
City Safety Security Amenity	Handbill Permits	Administration Fee Per Permit	108.00	111.30	3.30	Non-Statutory
City Safety Security Amenity	Medical Parking Permits: Replacement (Lost / Stolen / Damaged / Change of Rego)	Per Registration	535.00	551.10	16.10	Non-Statutory
City Safety Security Amenity	Tradesperson Permit: Replacement (Lost / Stolen / Damaged / Change of Rego)	Per Registration	108.00	111.30	3.30	Non-Statutory

Budget
2026-27

Branch Description	Name of Product or Service	Unit of Measure Description	2025/26 Fee Inc GST	2026/27 Fee Inc GST	Fee Increase / (Decrease) $	Basis of Fees
City Safety Security Amenity	Resident Parking Permits	Per Annum / Per Permit	53.50	55.20	1.70	Non-Statutory
City Safety Security Amenity	Resident Parking Permits (2nd Permit - All Other Areas)	Per Annum	146.00	150.40	4.40	Non-Statutory
City Safety Security Amenity	Resident Parking Permits: Replacement (Lost / Stolen / Damaged / Change of Rego)	Per Registration	53.50	55.20	1.70	Non-Statutory
City Safety Security Amenity	Resident Parking (2nd Permit - Carlton): Replacement (Lost / Stolen / Damaged / Change of Rego)	Per Registration	146.00	150.40	4.40	Non-Statutory
City Safety Security Amenity	Resident Parking Permits: (2nd Permit - All Other Areas): Replacement (Lost / Stolen / Damaged / Change of Rego)	Per Registration	146.00	150.40	4.40	Non-Statutory
City Safety Security Amenity	Interim Resident Parking (2nd Permit - Carlton)	Per Registration	146.00	150.40	4.40	Non-Statutory
City Safety Security Amenity	Interim Resident Parking Permits (2nd Permit - All Other Areas)	Per Registration	146.00	150.40	4.40	Non-Statutory
City Safety Security Amenity	Interim Street Permits: Pedestrian Area Access Permit	Per Registration	535.00	551.10	16.10	Non-Statutory
City Safety Security Amenity	Street Permits: Pedestrian Area Access Permit	Per Annum	555.00	571.70	16.70	Non-Statutory
City Safety Security Amenity	Street Permits: Pedestrian Area Access Permit: Replacement (Lost / Stolen / Damaged / Change of Rego)	Per Registration	555.00	571.70	16.70	Non-Statutory
City Safety Security Amenity	Real Estate Agent Pointer Boards - Application Fee	Per Application	248.00	255.50	7.50	Non-Statutory
City Safety Security Amenity	Real Estate Agent Pointer Boards - Annual Permit Fee	Annual	754.00	776.70	22.70	Non-Statutory
City Safety Security Amenity	Street Permits: Reserved Parking Fee per additional space.	Administration Fee & 2nd & subsequent Bay	100.00	103.00	3.00	Non-Statutory
City Safety Security Amenity	Street Permits: Reserved Parking Fee (App fee and 1st space)	Administration Fee and 1st Bay	200.00	206.00	6.00	Non-Statutory
City Safety Security Amenity	Street Permits: Reserved Parking Fee - Residents	Administration Fee and 1st Bay	100.00	103.00	3.00	Non-Statutory
City Safety Security Amenity	Street Permits: Reserved Parking Fee - Residents	Admin Fee & 2nd & subsequent Bay	50.00	51.50	1.50	Non-Statutory

Branch Description	Name of Product or Service	Unit of Measure Description	2025/26 Fee Inc GST	2026/27 Fee Inc GST	Fee Increase / (Decrease) $	Basis of Fees
City Safety Security Amenity	Reserved Parking Permit: Cancellation / Amendment Fee	Per Item	200.00	206.00	6.00	Non-Statutory
City Safety Security Amenity	Reserved Parking Permit: Priority Processing Fee - 5 Business Days	Per Application	200.00	206.00	6.00	Non-Statutory
City Safety Security Amenity	Reserved Parking Permit: Priority Processing Fee - 4 Business Days	Per Application	297.00	306.00	9.00	Non-Statutory
City Safety Security Amenity	Reserved Parking Permit: Priority Processing Fee - 3 Business Days	Per Application	400.00	412.00	12.00	Non-Statutory
City Safety Security Amenity	Reserved Parking Permit: Cancellation / Amendment Fee - Residents	Per Item	100.00	103.00	3.00	Non-Statutory
City Safety Security Amenity	Reserved Parking Permit: Priority Processing Fee - < 5 Business Days - Residents	Per Application	100.00	103.00	3.00	Non-Statutory
City Safety Security Amenity	Reserved Parking Permit: Priority Processing Fee - < 4 Business Days - Residents	Per Application	144.00	148.40	4.40	Non-Statutory
City Safety Security Amenity	Vouchers Permits	Per Booklet	63.00	64.90	1.90	Non-Statutory
City Safety Security Amenity	Zoo Parking Permits	Per Annum	310.00	319.30	9.30	Non-Statutory
City Safety Security Amenity	Advertising Board Application Fee	Per Application	248.00	255.50	7.50	Non-Statutory
City Safety Security Amenity	Reserved Parking Permit: Priority Processing Fee - < 3 Business Days - Residents	Per Application	193.00	198.80	5.80	Non-Statutory
City Safety Security Amenity	Ikon Park Parking Permits	Per Annum	310.00	319.30	9.30	Non-Statutory
City Safety Security Amenity	Zoo Parking Permits: Replacement (Lost / Stolen / Damaged / Change of Rego)	Per Registration	310.00	319.30	9.30	Non-Statutory
City Safety Security Amenity	Ikon Park Parking Permits: Replacement (Lost / Stolen / Damaged / Change of Rego)	Per Registration	310.00	319.30	9.30	Non-Statutory
City Safety Security Amenity	Bin Permit Application Fee	Per Application	99.50	102.50	3.00	Non-Statutory
City Safety Security Amenity	Healthcare Support Worker Parking Permit (In-house healthcare)	Per Annum	261.00	268.90	7.90	Non-Statutory
City Safety Security Amenity	Boathouse Drive Parking Permit	Per Vehicle	500.00	515.00	15.00	Non-Statutory

Budget
2026-27

Branch Description	Name of Product or Service	Unit of Measure Description	2025/26 Fee Inc GST	2026/27 Fee Inc GST	Fee Increase / (Decrease) $	Basis of Fees
City Safety Security Amenity	Local Laws: Category 2 Offence of the Environment Local Law 2024	Per Offence	2,035.00	2,091.00	56.00	Statutory
City Safety Security Amenity	Local Laws: Category 3 Offence of the Environment Local Law 2024	Per Offence	1,018.00	1,045.50	27.50	Statutory
City Safety Security Amenity	Local Laws: Offence Under Clause 4.8 "Failure to Comply with a Direction to Vary" of the Environment Local Law 2024	Per Offence	1,018.00	1,045.50	27.50	Statutory
City Safety Security Amenity	Local Laws: Offence Under Clause 5.9 "Failure to Comply with a Notice to Comply" of the Environment Local Law 2024	Per Offence	1,018.00	1,045.50	27.50	Statutory
City Safety Security Amenity	Offence Under Clause "Fail to Ensure Compliance with Clause 4.8 of EMP" of Environment Local Law 2019	Per Offence	1,018.00	1,045.50	27.50	Statutory
City Safety Security Amenity	Offence Under Clause 14.1 "Unauthorised Naming of Roads" of the Activities Local Law 2024	Per Offence	254.00	261.40	7.40	Statutory
City Safety Security Amenity	Offence Under Clause 14.3; 14.4 "Failure to Clearly Number Premises" of the Activities Local Law 2024	Per Offence	254.00	261.40	7.40	Statutory
City Safety Security Amenity	Offence Under Clause 14.6 "Interference with numbers or Street Signs" of the Activities Local Law 2024	Per Offence	254.00	261.40	7.40	Statutory
City Safety Security Amenity	Offence Under Clause 15.1 "Unauthorised Discharge of Material in a Public Place" of the Activities Local Law 2024	Per Offence	1,018.00	1,045.50	27.50	Statutory
City Safety Security Amenity	Offence Under Clause 15.10 "Collection of Waste from Premises" of the Activities Local Law 2024	Per Offence	2,035.00	2,091.00	56.00	Statutory
City Safety Security Amenity	Offence Under Clause 15.11 "Collection of waste from prescribed area" Activities Local Law 2024	Per Offence	2,035.00	2,091.00	56.00	Statutory
City Safety Security Amenity	Offence Under Clause 15.2 "Vehicle, Bicycle or Segway without a Permit in or on a Public Place" of the Activities Local Law 2024	Per Offence	254.00	261.40	7.40	Statutory
City Safety Security Amenity	Offence Under Clause 15.4 "Repairing a Vehicle on a Road" of the Activities Local Law 2024	Per Offence	509.00	522.80	13.80	Statutory

Branch Description	Name of Product or Service	Unit of Measure Description	2025/26 Fee Inc GST	2026/27 Fee Inc GST	Fee Increase / (Decrease) $	Basis of Fees
City Safety Security Amenity	Offence Under Clause 15.5 "Interfering with a Pedestrian Service Sign" of the Activities Local Law 2024	Per Offence	254.00	261.40	7.40	Statutory
City Safety Security Amenity	Offence Under Clause 15.7 "General Obstructions from Premises into a Public Place" of the Activities Local Law 2024	Per Offence	254.00	261.40	7.40	Statutory
City Safety Security Amenity	Offence Under Clause 15.8 "Causing Excessive Noise" of the Activities Local Law 2024	Per Offence	509.00	522.80	13.80	Statutory
City Safety Security Amenity	Offence Under Clause 15.9 "Delivery or Collection of goods Causing a Nuisance" of the Activities Local Law 2024	Per Offence	2,035.00	2,091.00	56.00	Statutory
City Safety Security Amenity	Offence under Clause 2.1; 2.2 "Prohibited Activities in Public Places" of the Activities Local Law 2024	Per Offence	254.00	261.40	7.40	Statutory
City Safety Security Amenity	Offence Under Clause 2.11, 17.9 and 17.14 "Failure to Comply with a Notice to Comply" of the Activities Local Law 2024	Per Offence	1,018.00	1,045.50	27.50	Statutory
City Safety Security Amenity	Offence Under Clause 2.3 "Misuse of Toy Vehicles" of the Activities Local Law 2024	Per Offence	102.00	104.60	2.60	Statutory
City Safety Security Amenity	Offence Under Clause 2.7 "Destroying or Causing Damage to Trees" of the Activities Local Law 2024	Per Offence	509.00	522.80	13.80	Statutory
City Safety Security Amenity	Offence Under Clause 2.8 "Camping in Public Places" of the Activities Local Law 2024	Per Offence	254.00	261.40	7.40	Statutory
City Safety Security Amenity	Offence Under Clause 3.1; 3.3 "Consumption / Possession of Liquor in Prohibited Area" of the Activities Local Law 2024	Per Offence	102.00	104.60	2.60	Statutory
City Safety Security Amenity	Offence Under Clause 4.1 "Smoke in a Smoke Free Area" of the Activities Local Law 2024	Per Offence	102.00	104.60	2.60	Statutory
City Safety Security Amenity	Offence Under Clause 6.1 "Unauthorised Advertising Sign or Thing on or Between Buildings" of the Activities Local Law 2024	Per Offence	509.00	522.80	13.80	Statutory
City Safety Security Amenity	Offence Under Clause 6.2 "Unauthorised Display of Street Art in, or within View from, a Public Place" of the Activities Local Law 2024	Per Offence	1,018.00	1,045.50	27.50	Statutory
City Safety Security Amenity	Offence under Clause 4.3 "Fail to comply with clause 4.3 of EMP" of Environment Local law 2024	Per Offence	1,018.00	1,045.50	27.50	Statutory

Budget
2026-27

Branch Description	Name of Product or Service	Unit of Measure Description	2025/26 Fee Inc GST	2026/27 Fee Inc GST	Fee Increase / (Decrease) $	Basis of Fees
City Safety Security Amenity	Offence Under Clause 6.6 "Unauthorised Portable Advertising Sign in Public Place" of the Activities Local Law 2024	Per Offence	254.00	261.40	7.40	Statutory
City Safety Security Amenity	Offence Under Clause 6.7; 6.9 "Unauthorised Display of Goods in a Public Place" of the Activities Local Law 2024	Per Offence	509.00	522.80	13.80	Statutory
City Safety Security Amenity	Offence Under Clause 8.1 "Soliciting / Collecting for Money or Subscription or Selling a Raffle Ticket without a Permit" of the Activities Local Law 2024	Per Offence	254.00	261.40	7.40	Statutory
City Safety Security Amenity	Offence Under Clause 8.10 "Placing Furniture in a Public Place without a Permit" of the Activities Local Law 2024	Per Offence	1,018.00	1,045.50	27.50	Statutory
City Safety Security Amenity	Offence under clause 8.4 "Distribution/display of handbills without a permit" of the Activities Local Law 2024	Per Offence	509.00	522.80	13.80	Statutory
City Safety Security Amenity	Offence under clause 8.7 "Causing excessive noise" of the Activities Local Law 2024	Per Offence	509.00	522.80	13.80	Statutory
City Safety Security Amenity	Offence under clause 8.9 "Causing pedestrian / vehicular obstruction" of the Activities Local Law 2024	Per Offence	509.00	522.80	13.80	Statutory
City Safety Security Amenity	Offence under clause 9.1 "Road works undertaken without a permit" of the Activities Local Law 2024	Per Offence	2,035.00	2,091.00	56.00	Statutory
City Safety Security Amenity	Offence under clause 12.1 "Failure to give 48 hours' notice before commencing building works" of the Activities Local Law 2024	Per Offence	2,035.00	2,091.00	56.00	Statutory
City Safety Security Amenity	Offence under clause 12.4 "Failure to comply with a Construction Management Plan" of the Activities Local Law 2024	Per Offence	4,070.00	4,182.00	112.00	Statutory
City Safety Security Amenity	Offence under clause 12.6 "Building works on a dwelling out of hours" of the Activities Local Law 2024	Per Offence	1,018.00	1,045.50	27.50	Statutory
City Safety Security Amenity	Offence under clause 12.5 "Building works out of hours without a permit" of the Activities Local Law 2024	Per Offence	4,070.00	4,182.00	112.00	Statutory
City Safety Security Amenity	Offence under clause 12.8 "Dirty wheels / undercarriage of construction vehicles" of the Activities Local Law 2024	Per Offence	2,035.00	2,091.00	56.00	Statutory

Branch Description	Name of Product or Service	Unit of Measure Description	2025/26 Fee Inc GST	2026/27 Fee Inc GST	Fee Increase / (Decrease) $	Basis of Fees
City Safety Security Amenity	Offence under clause 12.9 "Building works creating a nuisance" of the Activities Local Law 2024	Per Offence	2,035.00	2,091.00	56.00	Statutory
City Safety Security Amenity	Offence under clause 5.5; 5.6; "Animal waste disposal" of the Activities Local Law 2024	Per Offence	254.00	261.40	7.40	Statutory
City Safety Security Amenity	Street Permits: Offence under clause 8.2 "Soliciting trade, or touting or spruiking without a permit" of the Activities Local Law 2024	Per Offence	509.00	522.80	13.80	Statutory
City Safety Security Amenity	Street Permits: Offence under clause 8.3 "Selling without a permit in a public place" of the Activities Local Law 2024	Per Offence	509.00	522.80	13.80	Statutory
City Safety Security Amenity	Street Permits: Offence under clause 8.5 "Filming or conducting a special event without a permit" of the Activities Local Law 2024	Per Offence	509.00	522.80	13.80	Statutory
City Safety Security Amenity	Street Permits: Offence under clause 8.6 "Busking without a permit" of the Activities Local Law 2024	Per Offence	509.00	522.80	13.80	Statutory
City Safety Security Amenity	Street Permits: Offence under clause 11.1 "Water activities without a permit" of the Activities Local Law 2024	Per Offence	254.00	261.40	7.40	Statutory
City Safety Security Amenity	Offence under clause 14.1 (B) contravenes conditions of permit of Activities Local Law 2019	Per Offence	102.00	104.60	2.60	Statutory
City Safety Security Amenity	Offence under clause 15.16 "Leaving Waste container for more than permitted time" of Activities Local Law 2024	Per Offence	1,018.00	1,045.50	27.50	Statutory
City Safety Security Amenity	Offence under clause 2.1 "Prohibited activities in public places" of Activities Local Law 2019	Per Offence	254.00	261.40	7.40	Statutory
City Safety Security Amenity	Offence Under clause 5.4 "Feeding of animals in a public place" of Activities Local Law 2024	Per Offence	102.00	104.60	2.60	Statutory
City Safety Security Amenity	Offence Under section 45E *Environment Protection Act* - "Deposit (Dangerous) Litter"	Per Offence	814.00	836.40	22.40	Statutory
City Safety Security Amenity	Offence Under Section 45E Environment Protection Act - "Deposit Litter"	Per Offence	407.00	418.20	11.20	Statutory
City Safety Security Amenity	Release of Impounded Items (Includes First Day only) - Minimum Charge	Per Item	53.00	54.60	1.60	Non-Statutory

Budget
2026-27

Branch Description	Name of Product or Service	Unit of Measure Description	2025/26 Fee Inc GST	2026/27 Fee Inc GST	Fee Increase / (Decrease) $	Basis of Fees
City Safety Security Amenity	Release of Impounded Items (Additional Days after First Day)	Per Item Per Day	2.00	2.10	0.10	Non-Statutory
City Safety Security Amenity	Local Laws: Category 1 Offence of the Environment Local Law 2024	Per Offence	4,070.00	4,182.00	112.00	Statutory
City Safety Security Amenity	Offence under clause 2.9 Fencing vacant land of Activities Local Law 2024	Per Offence	509.00	522.80	13.80	Statutory
City Safety Security Amenity	Offence under clause 2.10 Fences at intersections of Activities Local Law 2024	Per Offence	204.00	209.10	5.10	Statutory
City Safety Security Amenity	Offence under clause 5.2 Keeping of animals of Activities Local Law 2024	Per Offence	254.00	261.40	7.40	Statutory
City Safety Security Amenity	Offence under clause 5.3 Housing of animals of Activities Local Law 2024	Per Offence	254.00	261.40	7.40	Statutory
City Safety Security Amenity	Offence under clause 7.1 Unauthorised green infrastructure of Activities Local Law 2024	Per Offence	254.00	261.40	7.40	Statutory
City Safety Security Amenity	Offence under clause 10.3 Failure to refer application to the Office of Gas Safety of Activities Local Law 2024	Per Offence	2,035.00	2,091.00	56.00	Statutory
City Safety Security Amenity	Offence under clause 11.2 Mooring without a permit of Activities Local Law 2024	Per Offence	1,018.00	1,045.50	27.50	Statutory
City Safety Security Amenity	Offence under clause 11.3 Prohibited behaviour on a vessel of Activities Local Law 2024	Per Offence	509.00	522.80	13.80	Statutory
City Safety Security Amenity	Offence under clause 11.4 Prohibited activities on water of Activities Local Law 2024	Per Offence	509.00	522.80	13.80	Statutory
City Safety Security Amenity	Offence under clause 12.7 Building works carried out on a dwelling exceeding the designated sound level of Activities Local Law 2024	Per Offence	2,035.00	2,091.00	56.00	Statutory
City Safety Security Amenity	Offence under clause 15.12 Collection of waste from prescribed area or central city of Activities Local Law 2024	Per Offence	2,035.00	2,091.00	56.00	Statutory
City Safety Security Amenity	Offence under clause 15.14 Leaving waste container in or on public place of Activities Local Law 2024	Per Offence	1,018.00	1,045.50	27.50	Statutory
City Safety Security Amenity	Offence under clause 15.15 requiring waste container be locked in prescribed areas of Activities Local Law 2024	Per Offence	1,018.00	1,045.50	27.50	Statutory

Branch Description	Name of Product or Service	Unit of Measure Description	2025/26 Fee Inc GST	2026/27 Fee Inc GST	Fee Increase / (Decrease) $	Basis of Fees
City Safety Security Amenity	Nuisance Dog / Cat	Per Infringement	102.00	104.60	2.60	Statutory
City Safety Security Amenity	Application to Register Domestic Animal Business	Per Application	220.00	226.60	6.60	Non-Statutory
City Safety Security Amenity	Fail to Remove Dog Excrement	Per Infringement	254.00	261.40	7.40	Statutory
City Safety Security Amenity	Allow Dog to Rush or Chase a Person	Per Infringement	204.00	209.10	5.10	Statutory
City Safety Security Amenity	Dog at Large / Not Securely Confined Day Time	Per Infringement	305.00	313.70	8.70	Statutory
City Safety Security Amenity	Dog at Large / Not Securely Confined Nighttime	Per Infringement	407.00	418.20	11.20	Statutory
City Safety Security Amenity	Dog / Cat Found in a Prohibited Public Place	Per Infringement	204.00	209.10	5.10	Statutory
City Safety Security Amenity	Fail to Apply to Register a Dog or Cat	Per Infringement	407.00	418.20	11.20	Statutory
City Safety Security Amenity	Fail to Comply with the Code of Practice	Per Infringement	407.00	418.20	11.20	Statutory
City Safety Security Amenity	Fail to Renew the Registration of a Dog or Cat	Per Infringement	407.00	418.20	11.20	Statutory
City Safety Security Amenity	Non-Serious Injury Caused by Dog Attack	Per Infringement	509.00	522.80	13.80	Statutory
City Safety Security Amenity	Unregistered Dog Wearing Registration Tag	Per Infringement	102.00	104.60	2.60	Statutory
City Safety Security Amenity	Dog Registration - Restricted Breed Dog, Declared Dangerous Dog, Menacing Dog	Per Registration	353.00	363.60	10.60	Non-Statutory
City Safety Security Amenity	Late Fee for Registration Renewal After 11 April Annually	Per Registration	18.00	18.60	0.60	Non-Statutory
City Safety Security Amenity	Registration and Renewal - Domestic Animal Business	Per Registration	529.00	544.90	15.90	Non-Statutory
City Safety Security Amenity	Transfer of Registration - Domestic Animal Business	Per Application	138.00	142.20	4.20	Non-Statutory
City Safety Security Amenity	Cat Registration - Full Fee	Per Registration	133.00	137.00	4.00	Non-Statutory

Budget
2026-27

Branch Description	Name of Product or Service	Unit of Measure Description	2025/26 Fee Inc GST	2026/27 Fee Inc GST	Fee Increase / (Decrease) $	Basis of Fees
City Safety Security Amenity	Cat Registration - Full Fee Concession	Per Registration	67.00	69.10	2.10	Statutory
City Safety Security Amenity	Cat Registration - Reduced Fee	Per Registration	45.00	46.40	1.40	Statutory
City Safety Security Amenity	Cat Registration - Reduced Fee Concession	Per Registration	22.50	23.20	0.70	Statutory
City Safety Security Amenity	Dog Registration - Full Fee Concession	Per Registration	107.50	110.80	3.30	Statutory
City Safety Security Amenity	Dog Registration - Maximum Fee	Per Registration	215.00	221.50	6.50	Non-Statutory
City Safety Security Amenity	Dog Registration - Reduced Fee	Per Registration	72.00	74.20	2.20	Statutory
City Safety Security Amenity	Dog Registration - Reduced Fee Concession	Per Registration	36.00	37.10	1.10	Statutory
City Safety Security Amenity	Cat Registration - Full Fee (11 August - 10 December)	Per Registration	100.00	103.00	3.00	Statutory
City Safety Security Amenity	Cat Registration - Full Fee Concession (11 August - 10 December)	Per Registration	50.00	51.50	1.50	Statutory
City Safety Security Amenity	Cat Registration - Reduced fee (11 August - 10 December)	Per Registration	33.00	34.00	1.00	Statutory
City Safety Security Amenity	Cat Registration - Reduced Fee Concession (11 August - 10 December)	Per Registration	16.50	17.00	0.50	Statutory
City Safety Security Amenity	Dog Registration - Full Fee Concession (11 August - 10 December)	Per Registration	80.50	83.00	2.50	Statutory
City Safety Security Amenity	Dog Registration - Full Fee (11 August - 10 December)	Per Registration	161.00	165.90	4.90	Statutory
City Safety Security Amenity	Dog Registration - Reduced Fee (11 August - 10 December)	Per Registration	54.00	55.70	1.70	Statutory
City Safety Security Amenity	Dog Registration - Reduced Fee Concession (11 August - 10 December)	Per Registration	27.00	27.90	0.90	Statutory
City Safety Security Amenity	Cat Registration - Full Fee (11 December - 10 February)	Per Registration	67.00	69.10	2.10	Statutory
City Safety Security Amenity	Cat Registration - Full Fee Concession (11 December - 10 February)	Per Registration	33.50	34.60	1.10	Statutory

Branch Description	Name of Product or Service	Unit of Measure Description	2025/26 Fee Inc GST	2026/27 Fee Inc GST	Fee Increase / (Decrease) $	Basis of Fees
City Safety Security Amenity	Cat Registration - Reduced Fee (11 December - 10 February)	Per Registration	22.50	23.20	0.70	Statutory
City Safety Security Amenity	Cat Registration - Reduced Fee Concession (11 December - 10 February)	Per Registration	11.50	11.90	0.40	Statutory
City Safety Security Amenity	Dog Registration - Full Fee Concession (11 December - 10 February)	Per Registration	53.50	55.20	1.70	Statutory
City Safety Security Amenity	Dog Registration - Full Fee (11 December - 10 February)	Per Registration	107.50	110.80	3.30	Statutory
City Safety Security Amenity	Dog Registration - Reduced Fee (11 December - 10 February)	Per Registration	36.00	37.10	1.10	Statutory
City Safety Security Amenity	Dog Registration - Reduced Fee Concession (11 December - 10 February)	Per Registration	18.00	18.60	0.60	Statutory
City Safety Security Amenity	Foster Carer Registration	Per Annum	53.00	54.60	1.60	Non-Statutory
City Safety Security Amenity	Foster Care Registration - Dog	Per Unit	8.00	8.30	0.30	Non-Statutory
City Safety Security Amenity	Foster Care Registration - Cat	Per Unit	8.00	8.30	0.30	Non-Statutory
City Infrastructure	Road Management Act Consent Fees - Minor Works (up to 50 km/h)	Per Application - Min	156.30	160.60	4.30	Statutory
City Infrastructure	Road Management Act Consent Fees - Major Works (up to 50 km/h)	Per Application - Min	395.00	405.80	10.80	Statutory
City Infrastructure	Road Management Act Consent Fees - Major Works (more than 50 km/h)	Per Application - Min	724.50	744.30	19.80	Statutory
City Infrastructure	Road Management Act Consent Fees - Minor Works (more than 50 km/h)	Per Application - Min	156.30	160.60	4.30	Statutory
City Infrastructure	Vehicle Crossing Fees - Residential Property	Per Application - Min	358.75	369.60	10.85	Non-Statutory
City Infrastructure	Vehicle Crossing Fees -Commercial / Mixed Use Property	Per Application - Min	563.75	580.70	16.95	Non-Statutory
City Infrastructure	Stormwater Drainage - Legal Point of Discharge (LPOD)	Per Application - Min	164.20	168.70	4.50	Statutory
City Infrastructure	Road Management Act Consent Fees - Other	Per Application - Min	100.90	103.60	2.70	Statutory

Budget
2026-27

Branch Description	Name of Product or Service	Unit of Measure Description	2025/26 Fee Inc GST	2026/27 Fee Inc GST	Fee Increase / (Decrease) $	Basis of Fees
Waste & Recycling	Garbage Compactor fee (high)	Per Quarter	2,677.00	2,757.40	80.40	Non-Statutory
Waste & Recycling	Replacement Compactor Access Card	Each	68.00	70.10	2.10	Non-Statutory
Waste & Recycling	Garbage Compactor fee (very high)	Per Quarter	3,650.00	3,759.50	109.50	Non-Statutory
Waste & Recycling	Late Payment Fee	Each	112.00	115.40	3.40	Non-Statutory
Waste & Recycling	Garbage Compactor fee (low)	Per Quarter	452.00	465.60	13.60	Non-Statutory
Waste & Recycling	Garbage Compactor fee (medium)	Per Quarter	1,680.00	1,730.40	50.40	Non-Statutory
Waste & Recycling	Waste collector permit	Per Year	5,500.00	3,750.00	(1,750.00)	Non-Statutory
Waste & Recycling	Green bin permit - rubbish 1100L	Per Year	401.00	413.10	12.10	Non-Statutory
Waste & Recycling	Green bin permit - other streams 1100L	Per Year	191.00	196.80	5.80	Non-Statutory
Waste & Recycling	Orange bin permit - rubbish 1100L	Per Month	33.00	34.00	1.00	Non-Statutory
Waste & Recycling	Orange bin permit - other streams 1100L	Per Month	16.00	16.50	0.50	Non-Statutory
Waste & Recycling	Green bin permit - rubbish 660L	Each	321.00	330.70	9.70	Non-Statutory
Waste & Recycling	Green bin permit - other streams 660L	Each	153.00	157.60	4.60	Non-Statutory
Waste & Recycling	Orange bin permit - rubbish 660L	Per Month	27.00	27.90	0.90	Non-Statutory
Waste & Recycling	Orange bin permit - other streams 660L	Per Month	13.00	13.40	0.40	Non-Statutory
Waste & Recycling	Green bin permit - rubbish 360L	Per Year	186.00	191.60	5.60	Non-Statutory
Waste & Recycling	Green bin permit - other streams 360L	Per Year	89.00	91.70	2.70	Non-Statutory
Waste & Recycling	Orange bin permit - rubbish 360L	Per Month	16.00	16.50	0.50	Non-Statutory
Waste & Recycling	Orange bin permit - other streams 360L	Per Month	7.00	7.30	0.30	Non-Statutory
Waste & Recycling	Green bin permit - rubbish 240L	Per Year	153.00	157.60	4.60	Non-Statutory
Waste & Recycling	Green bin permit - other streams 240L	Per Year	73.00	75.20	2.20	Non-Statutory
Waste & Recycling	Orange bin permit - rubbish 240L	Per Month	13.00	13.40	0.40	Non-Statutory
Waste & Recycling	Orange bin permit - other streams 240L	Per Month	6.00	6.20	0.20	Non-Statutory
Waste & Recycling	Green bin permit - rubbish 120L	Per Year	107.00	110.30	3.30	Non-Statutory
Waste & Recycling	Green bin permit - other streams 120L	Per Year	51.00	52.60	1.60	Non-Statutory

Branch Description	Name of Product or Service	Unit of Measure Description	2025/26 Fee Inc GST	2026/27 Fee Inc GST	Fee Increase / (Decrease) $	Basis of Fees
Waste & Recycling	Orange bin permit - rubbish 120L	Per Month	9.00	9.30	0.30	Non-Statutory
Waste & Recycling	Orange bin permit - other streams 120L	Per Month	4.00	4.20	0.20	Non-Statutory
Waste & Recycling	Green bin permit - rubbish 80L	Per Year	97.00	100.00	3.00	Non-Statutory
Waste & Recycling	Green bin permit - other streams 80L	Per Year	46.00	47.40	1.40	Non-Statutory
Waste & Recycling	Orange bin permit - rubbish 80L	Per Month	8.00	8.30	0.30	Non-Statutory
Waste & Recycling	Orange bin permit - other streams 80L	Per Month	4.00	4.20	0.20	Non-Statutory
Waste & Recycling	Garbage Compactor Fee	Per Kilogram	0.75	0.75	0.00	Non-Statutory
Waste & Recycling	Organics Collection	Per Kilogram	0.50	0.50	0.00	Non-Statutory
Planning and Building	Garages (Brick)	Per Application	1,167.70	1,202.80	35.10	Non-Statutory
Planning and Building	Brick garages	Per Application	1,513.30	1,558.70	45.40	Non-Statutory
Planning and Building	Swimming pool - Owner Builder	Per Application	1,613.20	1,661.60	48.40	Non-Statutory
Planning and Building	Signs - Owner Builder	Per Application	1,152.30	1,186.90	34.60	Non-Statutory
Planning and Building	Demolition of dwelling	Per Application	1,497.90	1,542.90	45.00	Non-Statutory
Planning and Building	Demolition commercial - per storey	Per Application	1,812.80	1,867.20	54.40	Non-Statutory
Planning and Building	Building Report & Consent under Building Regulations - Septic Tank System (r132)	Per Item	329.60	338.70	9.10	Statutory
Planning and Building	Occupancy Permit Fee - Places of Public Entertainment - 25,001m2 + (max. 150 structures) and 12 hours of inspection included *	Per Application	6,951.40	7,160.00	208.60	Non-Statutory
Planning and Building	Occupancy Permit Fee - Places of Public Entertainment - 500m2 to 5000m2 (max. 25 structures) and 2 hours of inspection included *	Per Application	1,730.70	1,782.70	52.00	Non-Statutory
Planning and Building	Occupancy Permit Fee - Places of Public Entertainment - Additional structures over the maximum limit in the base fee *	Per Structure	191.00	196.80	5.80	Non-Statutory
Planning and Building	Temporary Siting Permit Fee - Temp Structures - per Structure (inc. inspection) *	Per Application	577.00	594.40	17.40	Non-Statutory
Planning and Building	Occupancy Permit Fee - Places of Public Entertainment - Additional Inspections - per hour per officer *	Per Hour	167.50	172.60	5.10	Non-Statutory

Budget
2026-27

Branch Description	Name of Product or Service	Unit of Measure Description	2025/26 Fee Inc GST	2026/27 Fee Inc GST	Fee Increase / (Decrease) $	Basis of Fees
Planning and Building	Occupancy Permit Fee - Places of Public Entertainment Late fee (lodged within 8 weeks of event start date) - 2,5001m2 + *	Per Application	3,478.60	3,583.00	104.40	Non-Statutory
Planning and Building	Occupancy Permit Fee - Places of Public Entertainment Late Fee (lodged within 4 weeks of event start date) - 5,001m2 to 15,000m2 *	Per Application	1,442.30	1,485.60	43.30	Non-Statutory
Planning and Building	Occupancy Permit Fee - Places of Public Entertainment Late Fee (lodged within 6 weeks of event start date) - 15,001m2 to 25000m2 *	Per Application	2,307.70	2,377.00	69.30	Non-Statutory
Planning and Building	Occupancy Permit Fee - Places of Public Entertainment Late Fee (lodged within 2 weeks of event start date) - 500m2 to 5000m2 *	Per Application	865.40	891.40	26.00	Non-Statutory
Planning and Building	Temporary Siting Permit Fee - Temp Structures - Additional Inspections *	Per Hour	167.50	172.60	5.10	Non-Statutory
Planning and Building	Temporary Siting Permit Fee - Temp Structures - Late fee (lodged within 2 weeks of event start date) per Structure *	Per Application	288.60	297.30	8.70	Non-Statutory
Planning and Building	Occupancy Permit Fee - Places of Public Entertainment - 5001m2 to 15000m2 (max. 50 structures) and 6 hours of inspection included *	Per Application	2,884.60	2,971.20	86.60	Non-Statutory
Planning and Building	Occupancy Permit Fee - Places of Public Entertainment - 15001m2 to 25000m2 (max. 100 structures) and 8 hours of inspection included *	Per Application	4,615.20	4,753.70	138.50	Non-Statutory
Planning and Building	Occupancy Permit Fee - Places of Public Entertainment - Additional Inspections - per hour per officer - after hours after 5pm + weekends *	Per Hour	335.20	345.30	10.10	Non-Statutory
Planning and Building	Temporary Siting Permit Fee - Temp Structures - Additional Inspections-per hour per officer- after hours after 5pm + weekends *	Per Hour	335.20	345.30	10.10	Non-Statutory
Planning and Building	Swimming Pool / Spa registration fee	Per Item	36.10	37.10	1.00	Statutory
Planning and Building	Lodging a certificate of barrier compliance	Per Item	23.20	23.80	0.60	Statutory
Planning and Building	Lodging a certificate of barrier non-compliance	Per Item	437.10	449.00	11.90	Statutory
Planning and Building	Dwellings - Single Storey (Builder >10 Permits / annum)	Per Application	1,474.90	1,519.20	44.30	Non-Statutory

Branch Description	Name of Product or Service	Unit of Measure Description	2025/26 Fee Inc GST	2026/27 Fee Inc GST	Fee Increase / (Decrease) $	Basis of Fees
Planning and Building	Dwellings - Single Storey (Builder 1-10 Permits / annum)	Per Application	1,782.20	1,835.70	53.50	Non-Statutory
Planning and Building	Dwellings - Single Storey (Owner Builder)	Per Application	1,843.60	1,899.00	55.40	Non-Statutory
Planning and Building	Addition / Alteration (>35m2 or 2 Storey - Builder)	Per Application	1,542.40	1,588.70	46.30	Non-Statutory
Planning and Building	Addition / Alteration (>35m2 or 2 Storey - Owner Builder)	Per Application	1,812.80	1,867.20	54.40	Non-Statutory
Planning and Building	Addition / Alteration (<35m2 - Owner Builder)	Per Application	1,757.60	1,810.40	52.80	Non-Statutory
Planning and Building	Addition / Alteration (<35m2 - Builder)	Per Application	1,499.40	1,544.40	45.00	Non-Statutory
Planning and Building	Garages, Carports & Verandas - Builder	Per Application	799.00	823.00	24.00	Non-Statutory
Planning and Building	Enclosed Verandas - Builder	Per Application	860.40	886.30	25.90	Non-Statutory
Planning and Building	Fences	Per Application	799.00	823.00	24.00	Non-Statutory
Planning and Building	Swimming Pool - Builder	Per Application	1,106.20	1,139.40	33.20	Non-Statutory
Planning and Building	Signs - Builder	Per Application	799.00	823.00	24.00	Non-Statutory
Planning and Building	Ministry of Housing Granny Flats	Per Application	1,167.70	1,202.80	35.10	Non-Statutory
Planning and Building	Re-blocking / Underpinning	Per Application	1,044.70	1,076.10	31.40	Non-Statutory
Planning and Building	Bungalows	Per Application	1,167.70	1,202.80	35.10	Non-Statutory
Planning and Building	Demolition: Dwelling Outbuilding	Per Application	977.20	1,006.60	29.40	Non-Statutory
Planning and Building	Variation to Permit with computations	Per Hour	205.40	211.60	6.20	Non-Statutory
Planning and Building	Compliance for Illegal Buildings	Per Application	1,597.90	1,645.90	48.00	Non-Statutory
Planning and Building	Inspections on Lapsed Permits	Per Application	178.20	183.60	5.40	Non-Statutory
Planning and Building	Building Inspection (Outside Normal Hours)	Per Application	495.40	510.30	14.90	Non-Statutory
Planning and Building	Building Inspections (Monday - Friday)	Per Application	178.20	183.60	5.40	Non-Statutory
Planning and Building	Property Information searches (Builders / Consultants)	Per Application	475.70	490.00	14.30	Non-Statutory
Planning and Building	Extension of time for Permits	Per Application	125.50	129.30	3.80	Non-Statutory
Planning and Building	Building Appeals Reports	Per Application	350.30	360.90	10.60	Non-Statutory
Planning and Building	Dual occupancy - Owner Builder	Per Application	2,995.70	3,085.60	89.90	Non-Statutory
Planning and Building	Addition / Alteration (<35m2)	Per Application	2,227.60	2,294.50	66.90	Non-Statutory

Budget
2026-27

Branch Description	Name of Product or Service	Unit of Measure Description	2025/26 Fee Inc GST	2026/27 Fee Inc GST	Fee Increase / (Decrease) $	Basis of Fees
Planning and Building	Dual occupancy - Builder	Per Application	2,089.40	2,152.10	62.70	Non-Statutory
Planning and Building	Three-unit development - Builder	Per Application	3,220.00	3,316.60	96.60	Non-Statutory
Planning and Building	Four-unit development - Builder	Per Application	4,055.70	4,177.40	121.70	Non-Statutory
Planning and Building	Dwellings - Double Storey (Builder >10 Permits / annum)	Per Application	2,074.10	2,136.40	62.30	Non-Statutory
Planning and Building	Dwellings - Double Storey (Owner Builder)	Per Application	2,894.30	2,981.20	86.90	Non-Statutory
Planning and Building	Dwellings - Double Storey (Builder 1 - 10 Permits / annum)	Per Application	2,450.50	2,524.10	73.60	Non-Statutory
Planning and Building	Three-unit development - Owner Builder	Per Application	4,270.70	4,398.90	128.20	Non-Statutory
Planning and Building	Four-unit development - Owner Builder	Per Application	5,438.20	5,601.40	163.20	Non-Statutory
Planning and Building	Addition / Alteration (>35m2 or 2 storey)	Per Application	2,473.30	2,547.50	74.20	Non-Statutory
Planning and Building	Garages, carports & verandas - Owner Builder	Per Application	1,075.40	1,107.70	32.30	Non-Statutory
Planning and Building	Enclosed verandas - Owner Builder	Per Application	1,344.30	1,384.70	40.40	Non-Statutory
Planning and Building	Variation to Permit without computations	Per Hour	156.80	161.60	4.80	Non-Statutory
Planning and Building	Swimming Pool / Spa information search fee (for pools constructed before Nov 2020)	Per Application	53.60	55.10	1.50	Statutory
Planning and Building	Report and Consent for Regulation 116 - Precautions over Street Alignment	Per Application	334.50	343.70	9.20	Statutory
Planning and Building	Building plans and documentation search - application fee (Residential)	Per Application	64.80	66.80	2.00	Non-Statutory
Planning and Building	Building plans and documentation search - fee per permit (Residential)	Each	100.70	103.80	3.10	Non-Statutory
Planning and Building	Building plans and documentation search - application fee (Commercial and mixed use)	Per Application	129.50	133.40	3.90	Non-Statutory
Planning and Building	Building plans and documentation search - fee per permit including one large format drawing tube (Commercial and mixed use)	Each	233.40	240.50	7.10	Non-Statutory
Planning and Building	Building plans and documentation search - additional large format drawings (per tube)	Each	143.30	147.60	4.30	Non-Statutory
Planning and Building	Building Property Information Certificate	Per Application	53.60	55.10	1.50	Statutory
Planning and Building	Planning Property Enquiry - Copy of Permit - issued from 2012	Each	37.20	38.40	1.20	Non-Statutory

Branch Description	Name of Product or Service	Unit of Measure Description	2025/26 Fee Inc GST	2026/27 Fee Inc GST	Fee Increase / (Decrease) $	Basis of Fees
Planning and Building	Planning Property Enquiry - Copy of Permit - issued prior to 2012	Each	74.30	76.60	2.30	Non-Statutory
Planning and Building	Planning Property Enquiry - Copy of Plans - issued from 2012	Each	53.10	54.70	1.60	Non-Statutory
Planning and Building	Planning Property Enquiry - Copy of Plans - issued prior to 2012	Each	106.10	109.30	3.20	Non-Statutory
Planning and Building	Building Lodgement Fees - Residential (Regulation 45)	Per Application	138.30	142.10	3.80	Statutory
Planning and Building	Copies of plans and drawings - additional pages	Per Page	2.20	2.30	0.10	Non-Statutory
Planning and Building	Copies of plans and drawings - additional pages - A1 / A2	Per Page	8.50	8.80	0.30	Non-Statutory
Planning and Building	Adjoining Owners Consent - Adjoining Owners details for Protection Works	Per Application	89.00	91.70	2.70	Non-Statutory
Planning and Building	Asset Protection Levy (Works between $10,001 and $100,000)	Per Application	360.30	371.20	10.90	Non-Statutory
Planning and Building	Asset Protection Levy (Works between $100,001 and $500,000)	Per Application	472.80	487.00	14.20	Non-Statutory
Planning and Building	Asset Protection Levy (Works between $500,001 and $1,000,000)	Per Application	698.00	719.00	21.00	Non-Statutory
Planning and Building	Asset Protection Levy (Works over $1,000,000)	Per Application	1,350.80	1,391.40	40.60	Non-Statutory
Planning and Building	Copies of documents / plans - minimum charge	Per Page	22.00	22.70	0.70	Non-Statutory
Planning and Building	Copies of documents - additional pages - A4	Per Page	0.40	0.50	0.10	Non-Statutory
Planning and Building	Liquor Enquiry fee	Per Application	77.50	79.90	2.40	Non-Statutory
Planning and Building	Condition Plans - third submission	Per Application	739.70	761.90	22.20	Non-Statutory
Planning and Building	Extension of time - Use only	Per Application	724.00	745.80	21.80	Non-Statutory
Planning and Building	Application to amend a planning permit - Subdivide - Amendment to a class 17 permit	Per Application	1,496.10	1,537.00	40.90	Statutory
Planning and Building	Planning Permit Application Fees - To: a) create, vary or remove a restriction within the meaning of the Subdivision Act 1988; or b) create or remove a right of way; or c) create, vary or remove an easement other than a right of way; or d) vary or remove a condition in the nature of an easement (other than right of way) in a Crown grant	Per Application	1,496.10	1,537.00	40.90	Statutory

Budget
2026-27

Branch Description	Name of Product or Service	Unit of Measure Description	2025/26 Fee Inc GST	2026/27 Fee Inc GST	Fee Increase / (Decrease) $	Basis of Fees
Planning and Building	Planning Permit Application Fees - Subdivide - To subdivide an existing building - other than a class 9	Per Application	1,496.10	1,537.00	40.90	Statutory
Planning and Building	Planning Permit Application Fees - Subdivide - Subdivide land (other than a class 9, class 17, class 18 permit or class 19 permit). Per 100 lots created	Per Application	1,496.10	1,537.00	40.90	Statutory
Planning and Building	Planning Permit Application Fees - Subdivide - To subdivide land into 2 lots (other than a class 9 or class 17 permit)	Per Application	1,496.10	1,537.00	40.90	Statutory
Planning and Building	Planning Permit Application Fees - Subdivide - To effect a realignment of a common boundary between lots or consolidate 2 or more lots (other than a class 9 permit)	Per Application	1,496.10	1,537.00	40.90	Statutory
Planning and Building	Planning Permit Application Fees - VicSmart application to subdivide or consolidate land	Per Application	226.90	233.10	6.20	Statutory
Planning and Building	Application to amend a planning permit - Subdivide - Amendment to a class 18 permit	Per Application	1,496.10	1,537.00	40.90	Statutory
Planning and Building	Application to amend a planning permit - Subdivide - Amendment to a class 19 permit	Per Application	1,496.10	1,537.00	40.90	Statutory
Planning and Building	Application to amend a planning permit - Subdivide - Amendment to a class 20 permit	Per Application	1,496.10	1,537.00	40.90	Statutory
Planning and Building	Application to amend a planning permit - Subdivide - Amendment to a class 21 permit	Per Application	1,496.10	1,537.00	40.90	Statutory
Planning and Building	Application to amend a planning permit - Subdivide - Amendment to a class 9 permit	Per Application	226.90	233.10	6.20	Statutory
Planning and Building	Extension of time - VicSmart application to subdivide or consolidate land	Per Application	112.80	116.20	3.40	Non-Statutory
Planning and Building	Extension of time - To subdivide an existing building (other than a class 9 permit)	Per Application	742.00	764.30	22.30	Non-Statutory
Planning and Building	Extension of time - To subdivide land into 2 lots (other than a class 9 or class 17 permit)	Per Application	742.00	764.30	22.30	Non-Statutory
Planning and Building	Extension of time - To effect a realignment of a common boundary between lots or consolidate 2 or more lots (other than a class 9 permit)	Per Application	742.00	764.30	22.30	Non-Statutory

Branch Description	Name of Product or Service	Unit of Measure Description	2025/26 Fee Inc GST	2026/27 Fee Inc GST	Fee Increase / (Decrease) $	Basis of Fees
Planning and Building	Extension of time - Subdivide land (other than a class 9, class 16, class 17 or class 18 permit) per 100 lots	Per 100 lots	742.00	764.30	22.30	Non-Statutory
Planning and Building	Extension of time - To: a) create, vary or remove a restriction within the meaning of the Subdivision Act 1988; or b) create or remove a right of way; or c) create, vary or remove an easement other than a right of way; or d) vary or remove a condition in the nature of an easement (other than right of way) in a Crown grant.	Per Application	742.00	764.30	22.30	Non-Statutory
Planning and Building	Secondary Consent - Subdivide - Amendment to a class 9 permit	Per Application	112.80	116.20	3.40	Non-Statutory
Planning and Building	Secondary Consent - Subdivide - Amendment to a class 17 permit	Per Application	742.00	764.30	22.30	Non-Statutory
Planning and Building	Secondary Consent - Subdivide - Amendment to a class 18 permit	Per Application	742.00	764.30	22.30	Non-Statutory
Planning and Building	Secondary Consent - Subdivide - Amendment to a class 19 permit	Per Application	742.00	764.30	22.30	Non-Statutory
Planning and Building	Secondary Consent - Subdivide - Amendment to a class 20 permit - per 100 lots	Per 100 lots	742.00	764.30	22.30	Non-Statutory
Planning and Building	Secondary Consent - Subdivide - Amendment to a class 21 permit	Per Application	742.00	764.30	22.30	Non-Statutory
Planning and Building	Alteration of plan under section 10(2) of the Act	Per Application	126.10	129.50	3.40	Statutory
Planning and Building	Amendment of certified plan under section 11(1) of the Act	Per Application	159.70	164.10	4.40	Statutory
Planning and Building	Subdivision Fees - Application Fee - For certification of a plan of subdivision	Per Application	198.40	203.80	5.40	Statutory
Planning and Building	Planning Property Enquiry - Written Advice - single dwelling	Per Application	68.30	70.40	2.10	Non-Statutory
Planning and Building	Planning Property Enquiry - Written Advice - Multi dwelling / Commercial	Per Application	130.60	134.60	4.00	Non-Statutory
Planning and Building	Condition Plans - second submission	Per Application	367.00	378.10	11.10	Non-Statutory
Planning and Building	Condition Plans - Fourth submission	Per Application	1,478.10	1,522.50	44.40	Non-Statutory
Planning and Building	Extension of time - To develop land (other than a class 8 or a permit to subdivide or consolidate land) if the estimated cost of development is more than $15,000,000	Per Application	14,089.70	14,512.40	422.70	Non-Statutory

Budget
2026-27

Branch Description	Name of Product or Service	Unit of Measure Description	2025/26 Fee Inc GST	2026/27 Fee Inc GST	Fee Increase / (Decrease) $	Basis of Fees
Planning and Building	Extension of time - To develop land (other than a class 4, class 5, or class 8 or a permit to subdivide or consolidate land) if the estimated cost of development is more than $100,000 and not more than $1,000,000	Per Application	850.00	875.50	25.50	Non-Statutory
Planning and Building	Extension of time - To develop land (other than a class 6 or class 8 or a permit to subdivide or consolidate land) if the estimated cost of development is more than $1,000,000 and not more than $5,000,000	Per Application	1,874.70	1,931.00	56.30	Non-Statutory
Planning and Building	Extension of time - To develop land (other than a class 8 or a permit to subdivide or consolidate land) if the estimated cost of development is more than $5,000,000 but not more than $15,000,000	Per Application	4,777.90	4,921.30	143.40	Non-Statutory
Planning and Building	Extension of time - To develop land for a single dwelling per lot or use and develop land for a single dwelling per lot and undertake development ancillary to the use of land for a single dwelling per lot included in the application (other than a class 8 permit or a permit to subdivide or consolidate land) if the estimated cost of development is more than $10,000 but not more than $100,000	Per Application	345.90	356.30	10.40	Non-Statutory
Planning and Building	Extension of time - To develop land for a single dwelling per lot or use and develop land for a single dwelling per lot and undertake development ancillary to the use of land for a single dwelling per lot included in the application (other than a class 7 permit or a permit to subdivide or consolidate land) if the estimated cost of development is $10,000 or less	Per Application	110.10	113.50	3.40	Non-Statutory

Branch Description	Name of Product or Service	Unit of Measure Description	2025/26 Fee Inc GST	2026/27 Fee Inc GST	Fee Increase / (Decrease) $	Basis of Fees
Planning and Building	Extension of time - To develop land for a single dwelling per lot or use and develop land for a single dwelling per lot and undertake development ancillary to the use of land for a single dwelling per lot included in the application (other than a class 8 permit or a permit to subdivide or consolidate land) if the estimated cost of development is more than $100,000 but not more than $500,000	Per Application	707.70	729.00	21.30	Non-Statutory
Planning and Building	Extension of time - To develop land for a single dwelling per lot or use and develop land for a single dwelling per lot and undertake development ancillary to the use of land for a single dwelling per lot included in the application (other than a class 8 permit or a permit to subdivide or consolidate land) if the estimated cost of development is more than $500,000 but not more than $1,000,000	Per Application	764.70	787.70	23.00	Non-Statutory
Planning and Building	Extension of time - To develop land for a single dwelling per lot or use and develop land for a single dwelling per lot and undertake development ancillary to the use of land for a single dwelling per lot included in the application (other than a class 8 permit or a permit to subdivide or consolidate land) if the estimated cost of development is more than $1,000,000 but not more than $2,000,000	Per Application	821.60	846.30	24.70	Non-Statutory
Planning and Building	Extension of time - VicSmart application if the estimated cost of development is $10,000 or less	Per Application	110.10	113.50	3.40	Non-Statutory
Planning and Building	Extension of time - VicSmart application if the estimated cost of development is more than $10,000	Per Application	236.10	243.20	7.10	Non-Statutory
Planning and Building	Extension of time - A permit not otherwise provided for in the regulation	Per Application	724.00	745.80	21.80	Non-Statutory
Planning and Building	Secondary Consent - Amendment to a class 11, class 12, class 13, class 14, class 15 or class 16 permit * if the estimated cost of the additional development to be permitted by the amendment is $100,000 or less	Per Application	630.40	649.40	19.00	Non-Statutory

Budget
2026-27

Branch Description	Name of Product or Service	Unit of Measure Description	2025/26 Fee Inc GST	2026/27 Fee Inc GST	Fee Increase / (Decrease) $	Basis of Fees
Planning and Building	Secondary Consent - Amendment to a class 11, class 12, class 13, class 14, class 15 or class 16 permit * if the estimated cost of any additional development to be permitted by the amendment is more than $100,000 but not more than $1,000,000	Per Application	850.00	875.50	25.50	Non-Statutory
Planning and Building	Secondary Consent - Amendment to a class 11, class 12, class 13, class 14, class 15 or class 16 permit * if the estimated cost of any additional development to be permitted by the amendment is more than $1,000,000	Per Application	1,874.70	1,931.00	56.30	Non-Statutory
Planning and Building	Secondary Consent - Amendment to a class 2, class 3, class 4, class 5 or class 6 permit, * if the cost of any additional development permitted by the amendment is $10,000 or less	Per Application	110.10	113.50	3.40	Non-Statutory
Planning and Building	Secondary Consent - Amendment to a class 2, class 3, class 4, class 5 or class 6 permit, * if the cost of any additional development permitted by the amendment is more than $10,000 but not more than $100,000	Per Application	345.90	356.30	10.40	Non-Statutory
Planning and Building	Secondary Consent - Amendment to a permit to change the use of land allowed by the permit or allow a new use of land	Per Application	724.00	745.80	21.80	Non-Statutory
Planning and Building	Secondary Consent - Amendment to a class 2, class 3, class 4, class 5 or class 6 permit, * if the cost of any additional development permitted by the amendment is more than $100,00 but not more than $500,000	Per Application	707.30	728.60	21.30	Non-Statutory
Planning and Building	Secondary Consent - Amendment to a class 2, class 3, class 4, class 5 or class 6 permit, * if the cost of any additional development permitted by the amendment is more than $500,000	Per Application	764.70	787.70	23.00	Non-Statutory
Planning and Building	Secondary Consent - Amendment to a permit * that is the subject of VicSmart application, if the estimated cost of the additional development is $10,000 or less	Per Application	110.10	113.50	3.40	Non-Statutory

Branch Description	Name of Product or Service	Unit of Measure Description	2025/26 Fee Inc GST	2026/27 Fee Inc GST	Fee Increase / (Decrease) $	Basis of Fees
Planning and Building	Secondary Consent - Amendment to a permit * that is the subject of VicSmart application, if the estimated cost of the additional development is more than $10,000	Per Application	236.10	243.20	7.10	Non-Statutory
Planning and Building	Secondary Consent - Amendment to a class 22 permit	Per Application	724.00	745.80	21.80	Non-Statutory
Planning and Building	Application to amend a planning permit - Amendment to a class 22 permit	Per Application	1,496.10	1,537.00	40.90	Statutory
Planning and Building	Application to amend a planning permit - Amendment to a class 2, class 3, class 4, class 5 or class 6 permit, if the cost of any additional development permitted by the amendment is more than $10,000 but not more than $100,000	Per Application	714.40	734.00	19.60	Statutory
Planning and Building	For a certificate of compliance	Per Application	369.80	379.90	10.10	Statutory
Planning and Building	For an agreement to a proposal to amend or end an agreement under section 173 of the Act	Per Application	748.00	768.50	20.50	Statutory
Planning and Building	Planning Application Fees - To develop land (other than a class 2, class 3, class 7 or class 8 or a permit to subdivide or consolidate land) if the estimated cost of development is less than $100,000	Per Application	1,302.80	1,338.40	35.60	Statutory
Planning and Building	Planning Permit Application Fees - To develop land (other than a class 8 or a permit to subdivide or consolidate land) if the estimated cost of development is more than $15,000,000 and not more than $50,000,000	Per Application	29,123.30	29,920.30	797.00	Statutory
Planning and Building	Planning Permit Application Fees - To develop land (other than a class 8 or a permit to subdivide or consolidate land) if the estimated cost of development is more than $50,000,000	Per Application	65,458.10	67,249.40	1,791.30	Statutory
Planning and Building	Planning Permit Application Fees - To develop land (other than a class 4, class 5, or class 8 or a permit to subdivide or consolidate land) if the estimated cost of development is more than $100,000 and not more than $1,000,000	Per Application	1,756.60	1,804.70	48.10	Statutory

Budget
2026-27

Branch Description	Name of Product or Service	Unit of Measure Description	2025/26 Fee Inc GST	2026/27 Fee Inc GST	Fee Increase / (Decrease) $	Basis of Fees
Planning and Building	Planning Permit Application Fees - To develop land (other than a class 6 or class 8 or a permit to subdivide or consolidate land) if the estimated cost of development is more than $1,000,000 and not more than $5,000,000	Per Application	3,874.70	3,980.70	106.00	Statutory
Planning and Building	Planning Permit Application Fees - To develop land (other than a class 8 or a permit to subdivide or consolidate land) if the estimated cost of development is more than $5,000,000 and not more than $15,000,000	Per Application	9,875.90	10,146.10	270.20	Statutory
Planning and Building	Planning Permit Application Fees - To develop land for a single dwelling per lot or use and develop land for a single dwelling per lot and undertake development ancillary to the use of land for a single dwelling per lot included in the application (other than a class 8 permit or a permit to subdivide or consolidate land) if the estimated cost of development is more than $10,000 but not more than $100,000	Per Application	714.40	734.00	19.60	Statutory
Planning and Building	Planning Permit Application Fees - To develop land for a single dwelling per lot or use and develop land for a single dwelling per lot and undertake development ancillary to the use of land for a single dwelling per lot included in the application (other than a class 7 permit or a permit to subdivide or consolidate land) if the estimated cost of development is $10,000 or less	Per Application	226.90	233.10	6.20	Statutory
Planning and Building	Planning Permit Application fees - Use only	Per Application	1,496.10	1,537.00	40.90	Statutory
Planning and Building	Where a planning scheme specifies that a matter must be done to the satisfaction of a responsible authority, Minister, public authority or municipal Council	Per Application	369.80	379.90	10.10	Statutory
Planning and Building	Application to amend a planning permit - Amendment to a permit to change the use of land allowed by the permit or allow a new use of land	Per Application	1,496.10	1,537.00	40.90	Statutory

Branch Description	Name of Product or Service	Unit of Measure Description	2025/26 Fee Inc GST	2026/27 Fee Inc GST	Fee Increase / (Decrease) $	Basis of Fees
Planning and Building	Application to amend a planning permit - Amendment to a class 2, class 3, class 4, class 5 or class 6 permit, if the cost of any additional development permitted by the amendment is $10,000 or less	Per Application	226.90	233.10	6.20	Statutory
Planning and Building	Planning Permit Application Fees - To develop land for a single dwelling per lot or use and develop land for a single dwelling per lot and undertake development ancillary to the use of land for a single dwelling per lot included in the application (other than a class 8 permit or a permit to subdivide or consolidate land) if the estimated cost of development is more than $100,000 but not more than $500,000	Per Application	1,462.50	1,502.50	40.00	Statutory
Planning and Building	Planning Permit Application Fees - To develop land for a single dwelling per lot or use and develop land for a single dwelling per lot and undertake development ancillary to the use of land for a single dwelling per lot included in the application (other than a class 8 permit or a permit to subdivide or consolidate land) if the estimated cost of development is more than $500,000 but not more than $1,000,000	Per Application	1,580.10	1,623.40	43.30	Statutory
Planning and Building	Planning Permit Application Fees - To develop land for a single dwelling per lot or use and develop land for a single dwelling per lot and undertake development ancillary to the use of land for a single dwelling per lot included in the application (other than a class 8 permit or a permit to subdivide or consolidate land) if the estimated cost of development is more than $1,000,000 but not more than $2,000,000	Per Application	1,697.80	1,744.30	46.50	Statutory
Planning and Building	Planning Permit Application Fees - VicSmart application if the estimated cost of development is $10,000 or less	Per Application	226.90	233.10	6.20	Statutory
Planning and Building	Planning Permit Application Fees - VicSmart application if the estimated cost of development is more than $10,000	Per Application	487.50	500.80	13.30	Statutory

Budget
2026-27

Branch Description	Name of Product or Service	Unit of Measure Description	2025/26 Fee Inc GST	2026/27 Fee Inc GST	Fee Increase / (Decrease) $	Basis of Fees
Planning and Building	Planning Permit Application Fees - A permit not otherwise provided for in the regulations (class 21)	Per Application	1,496.10	1,537.00	40.90	Statutory
Planning and Building	Application to amend a planning permit - Amendment to a permit (other than a permit to develop land for a single dwelling per lot or to use and develop land for a single dwelling per lot or to undertake development ancillary to the use of land for a single dwelling per lot) to change the statement of what the permit allows or to change any or all of the conditions which apply to the permit	Per Application	1,496.10	1,537.00	40.90	Statutory
Planning and Building	Application to amend a planning permit - Amendment to a class 2, class 3, class 4, class 5 or class 6 permit, if the cost of any additional development permitted by the amendment is more than $100,000 but not more than $500,000	Per Application	1,462.50	1,502.50	40.00	Statutory
Planning and Building	Application to amend a planning permit - Amendment to a class 2, class 3, class 4, class 5 or class 6 permit, if the cost of any additional development permitted by the amendment is more than $500,000	Per Application	1,580.10	1,623.40	43.30	Statutory
Planning and Building	Application to amend a planning permit - Amendment to a permit that is the subject of VicSmart application, if the estimated cost of the additional development is $10,000 or less	Per Application	226.90	233.10	6.20	Statutory
Planning and Building	Application to amend a planning permit - Amendment to a permit that is the subject of VicSmart application, if the estimated cost of the additional development is more than $10,000	Per Application	487.50	500.80	13.30	Statutory
Planning and Building	Application to amend a planning permit - Amendment to a class 11, class 12, class 13, class 14, class 15 or class 16 permit if the estimated cost of the additional development to be permitted by the amendment is $100,000 or less	Per Application	1,302.80	1,338.40	35.60	Statutory

Branch Description	Name of Product or Service	Unit of Measure Description	2025/26 Fee Inc GST	2026/27 Fee Inc GST	Fee Increase / (Decrease) $	Basis of Fees
Planning and Building	Application to amend a planning permit - Amendment to a class 11, class 12, class 13, class 14, class 15 or class 16 permit if the estimated cost of any additional development to be permitted by the amendment is more than $100,000 but not more than $1,000,000	Per Application	1,756.60	1,804.70	48.10	Statutory
Planning and Building	Application to amend a planning permit - Amendment to a class 11, class 12, class 13, class 14, class 15 or class 16 permit if the estimated cost of any additional development to be permitted by the amendment is more than $1,000,000	Per Application	3,874.70	3,980.70	106.00	Statutory
Planning and Building	Extension of time - To develop land (other than a class 2, class 3, class 7 or class 8 or a permit to subdivide or consolidate land) if the estimated cost of development is less than $100,000	Per Application	646.20	665.60	19.40	Non-Statutory
Planning and Building	Application to amend a planning permit - Amendment to a class 10 permit	Per Application	226.90	233.10	6.20	Statutory
Planning and Building	Planning Permit Application Fees - VicSmart application (other than a class 7, class 8 or class 9 permit)	Per Application	226.90	233.10	6.20	Statutory
Planning and Building	Extension of time - VicSmart application (other than a class 7, class 8 or class 9 permit)	Per Application	112.80	116.20	3.40	Non-Statutory
Planning and Building	Secondary Consent - Amendment to a class 10 permit	Per Application	112.80	116.20	3.40	Non-Statutory
Planning and Building	Town Planning Compliance Fees - (Section 29A Certificate - for demolition consent) Regulation 312(1)	Per Application	96.70	99.30	2.60	Statutory
Planning and Building	Planning Advertising Fee per letter	Per Application	5.90	6.10	0.20	Non-Statutory
Planning and Building	Planning Advertising Fee A1 Notice	Per Notice	24.40	25.20	0.80	Non-Statutory
Planning and Building	Planning Infringement Fines - Company	Per Infringement	2,035.10	2,091.00	55.90	Statutory
Planning and Building	Planning Infringement Fines - Individual	Per Infringement	1,017.60	1,045.50	27.90	Statutory
Planning and Building	Penalty Reminder Fee	Per Infringement	29.20	29.30	0.10	Statutory
Planning and Building	Building Infringement Notice Fines - (Under Building Regulations) - Reg 278 - Other	Per Infringement	407.00	418.20	11.20	Statutory

Budget
2026-27

Branch Description	Name of Product or Service	Unit of Measure Description	2025/26 Fee Inc GST	2026/27 Fee Inc GST	Fee Increase / (Decrease) $	Basis of Fees
Planning and Building	Building Infringement Notice Fines - (Under Building Regulations) Reg. 278 - Places of Public Entertainment	Per Infringement	1,017.60	1,045.50	27.90	Statutory
Planning and Building	Construction Zone set up and reinstatement fee	Per Application	3,267.50	3,365.60	98.10	Non-Statutory
Planning and Building	Building Infringement Fines - Clause 12.9 of the Local Law - building works creating a nuisance (10 penalty units)	Per Infringement	2,035.10	2,091.00	55.90	Statutory
Planning and Building	Building Infringement Notice Fines - Clause 12.5 of the Local Law - Building works out of hours without a permit (20 penalty units)	Per Infringement	4,070.20	4,182.00	111.80	Statutory
Planning and Building	Building Infringement Fines - Clause 12.8 of the Local Law - Dirty wheels / undercarriage of construction vehicles (10 penalty units)	Per Infringement	2,035.10	2,091.00	55.90	Statutory
Planning and Building	Building Infringement Fines - (Failure to comply with a Construction Management Plan - Under Local Laws) (Clause 12.4 - 20 penalty units)	Per Infringement	4,070.20	4,182.00	111.80	Statutory
Planning and Building	Building Infringement Fines - Failure to give 48 hours' notice before commencing building works (10 penalty units) (Under Local Laws 2024 - Clause 12.1)	Per Infringement	2,035.10	2,091.00	55.90	Statutory
Planning and Building	Building Infringement Fines - Clause 9.1 of the Local Law - Roadworks undertaken without a permit (10 penalty units)	Per Infringement	2,035.10	2,091.00	55.90	Statutory
Planning and Building	Building Infringement Notice Fines - Clause 8.9 of the Local Law - Causing pedestrian / vehicular obstruction (2.5 penalty units)	Per Infringement	508.80	522.80	14.00	Statutory
Planning and Building	Building Infringement Notice Fines - Clause 10.1 of the Local Law - Failure to comply with the Code of Good Practice for Construction sites (20 penalty units)	Per Infringement	4,070.20	4,182.00	111.80	Statutory
Planning and Building	Building Infringement Notice Fines - Clause 10.2 of the Local Law - Failure to comply with the design and construction standards (20 penalty units)	Per Infringement	4,070.20	4,182.00	111.80	Statutory
Planning and Building	Building Infringement Notice Fines - Clause 12.7 of the Local Law - Building works carried out on a dwelling exceeding the designated sound level (10 penalty units)	Per Infringement	2,035.10	2,091.00	55.90	Statutory

Branch Description	Name of Product or Service	Unit of Measure Description	2025/26 Fee Inc GST	2026/27 Fee Inc GST	Fee Increase / (Decrease) $	Basis of Fees
Planning and Building	Building Infringement Notice Fines - Clause 15.1 of the Local Law - Unauthorised discharge of material in a public place (5 penalty units)	Per Infringement	1,017.60	1,045.50	27.90	Statutory
Planning and Building	Building Infringement Notice Fines - Clause 15.8 of the Local Law - Causing excessive noise (2.5 penalty units)	Per Infringement	508.80	522.80	14.00	Statutory
Planning and Building	Building Infringement Fines - (Building works on a dwelling out of hours) (Clause 12.6 - 5 penalty units)	Per Infringement	1,017.60	1,045.50	27.90	Statutory
Planning and Building	Out of Hours on Private Land Permit Charge	Per Day	156.80	161.60	4.80	Non-Statutory
Planning and Building	Construction Permit Zone Application Fee	Per Application	179.20	184.60	5.40	Non-Statutory
Planning and Building	Out of Hours on Private Land Application Fee	Per Application	125.10	128.90	3.80	Non-Statutory
Planning and Building	Construction Management Plan Application Fee (under 3 storeys)	Per Application	532.60	548.60	16.00	Non-Statutory
Planning and Building	Construction Management Plan Application Fee (3 to 9 storeys)	Per Application	1,059.60	1,091.40	31.80	Non-Statutory
Planning and Building	Construction Management Plan Application Fee (10+ storeys)	Per Application	2,124.70	2,188.50	63.80	Non-Statutory
Planning and Building	Gantry With Site Shed Rental Charge	M2/day	4.90	5.10	0.20	Non-Statutory
Planning and Building	Space Occupancy Amendment / Extension Application Fee	Per Application	57.20	59.00	1.80	Non-Statutory
Planning and Building	Temporary Protective Structure Amendment Application Fee	Per Application	197.70	203.70	6.00	Non-Statutory
Planning and Building	Out of Hours Amendment / Extension Application Fee	Per Application	59.30	61.10	1.80	Non-Statutory
Planning and Building	Construction Management Plan Amendment Application Fee (under 3 storeys)	Per Application	266.30	274.30	8.00	Non-Statutory
Planning and Building	Construction Management Plan Amendment Application Fee (3 to 9 storeys)	Per Application	529.80	545.70	15.90	Non-Statutory
Planning and Building	Construction Management Plan Amendment Application Fee (10+ storeys)	Per Application	1,062.40	1,094.30	31.90	Non-Statutory
Planning and Building	Space Occupancy Application Fee	Per Application	120.80	124.50	3.70	Non-Statutory
Planning and Building	Construction Permit Zone Amendment Application Fee	Per Application	179.20	184.60	5.40	Non-Statutory
Planning and Building	Space Occupancy Rental Charge	M2/day	2.50	2.60	0.10	Non-Statutory
Planning and Building	Space Occupancy / Out of Hours Rental Charge	M2/day	4.90	5.10	0.20	Non-Statutory

Budget
2026-27

Branch Description	Name of Product or Service	Unit of Measure Description	2025/26 Fee Inc GST	2026/27 Fee Inc GST	Fee Increase / (Decrease) $	Basis of Fees
Planning and Building	Temporary Protective Structure Application Fee	Per Application	197.70	203.70	6.00	Non-Statutory
Planning and Building	Construction Permit Zone Rental Charge	M2/day	2.50	2.60	0.10	Non-Statutory
Planning and Building	Temporary Protective Structure Application Extension Fee	Per Application	78.90	81.30	2.40	Non-Statutory
Planning and Building	Building Report & Consent under Building Regulations - Siting (Part 5)	Per Application	461.50	474.90	13.40	Statutory
Planning and Building	Building Report & Consent under Building Regulations - Projection / Special Areas (Part 6, 10)	Per Application	329.60	338.50	8.90	Statutory
Parks and City Greening	Temporary Occupation of Open Space	Per M2 /Per Week	4.80	5.00	0.20	Non-Statutory
Libraries Recreation and Waterways	Community Hubs: Cleaning Cost (min 2-hour call out) Mon - Fri	Per Hour	48.90	50.40	1.50	Non-Statutory
Libraries Recreation and Waterways	Community Hubs: Cleaning Cost (min 2-hour call out) Saturday	Per Hour	57.30	59.10	1.80	Non-Statutory
Libraries Recreation and Waterways	Community Hubs: Cleaning Cost (min 2-hour call out) Sunday	Per Hour	81.70	84.20	2.50	Non-Statutory
Libraries Recreation and Waterways	Community Hubs: Security / Staff Cost (min 4-hour call out) Mon - Fri	Per Hour	48.90	50.40	1.50	Non-Statutory
Libraries Recreation and Waterways	Community Hubs: Security / Staff Cost (min 4-hour call out) Saturday/Sunday	Per Hour	61.70	63.60	1.90	Non-Statutory
Libraries Recreation and Waterways	Community Hubs: Technical Assistance Cost (min 4-hour call out)	Per Hour	73.30	75.50	2.20	Non-Statutory
Libraries Recreation and Waterways	Library at The Dock (LaTD): Performance Space - Commercial Rate	Per Hour	153.80	158.50	4.70	Non-Statutory
Libraries Recreation and Waterways	Library at The Dock (LaTD): Performance Space - Community Rate	Per Hour	30.80	31.80	1.00	Non-Statutory
Libraries Recreation and Waterways	Community Hub at The Dock: Multipurpose room - commercial use (capacity 100+)	Per Hour	118.90	122.50	3.60	Non-Statutory

Branch Description	Name of Product or Service	Unit of Measure Description	2025/26 Fee Inc GST	2026/27 Fee Inc GST	Fee Increase / (Decrease) $	Basis of Fees
Libraries Recreation and Waterways	Community Hub at The Dock: Multipurpose room - community use (capacity 100+)	Per Hour	24.20	25.00	0.80	Non-Statutory
Libraries Recreation and Waterways	Publications	Max Per Item	106.10	109.30	3.20	Non-Statutory
Libraries Recreation and Waterways	Library sales: bags	Per Unit	7.30	7.60	0.30	Non-Statutory
Libraries Recreation and Waterways	Library Gallery hire	Per Month	1,025.00	1,055.80	30.80	Non-Statutory
Libraries Recreation and Waterways	Library Printing: including all formats B&W, colour, A4 - A3 etc single sided	Per Unit	0.20	0.30	0.10	Non-Statutory
Libraries Recreation and Waterways	Library sales: books	Per Unit	1.00	1.10	0.10	Non-Statutory
Libraries Recreation and Waterways	Library sales: junior books and magazines	Per Unit	0.50	0.60	0.10	Non-Statutory
Libraries Recreation and Waterways	Lost / Damaged items fee	Max Per Item	106.10	109.30	3.20	Non-Statutory
Libraries Recreation and Waterways	Library sales 10 items	Each	8.50	8.80	0.30	Non-Statutory
Libraries Recreation and Waterways	Library branded marketing material	Max Per Item	12.30	12.70	0.40	Non-Statutory
Libraries Recreation and Waterways	Interlibrary loans for State, University and Interstate library material	Max Per Item	32.80	33.80	1.00	Non-Statutory
Libraries Recreation and Waterways	Small Room Community Rate (capacity less than 15)	Per Hour	4.90	5.10	0.20	Non-Statutory
Libraries Recreation and Waterways	Small Room Commercial Rate (capacity less than 15)	Per Hour	26.70	27.60	0.90	Non-Statutory

Budget
2026-27

Branch Description	Name of Product or Service	Unit of Measure Description	2025/26 Fee Inc GST	2026/27 Fee Inc GST	Fee Increase / (Decrease) $	Basis of Fees
Libraries Recreation and Waterways	Medium Room Community Rate (capacity 15-44)	Per Hour	7.60	7.90	0.30	Non-Statutory
Libraries Recreation and Waterways	Medium Room Commercial Rate (capacity 15-44)	Per Hour	40.00	41.20	1.20	Non-Statutory
Libraries Recreation and Waterways	Large Room Community Rate (capacity 45-99)	Per Hour	12.90	13.30	0.40	Non-Statutory
Libraries Recreation and Waterways	Large Room Commercial Rate (capacity 45-99)	Per Hour	67.70	69.80	2.10	Non-Statutory
Libraries Recreation and Waterways	Activity Kits and materials	Max Per Item	30.80	31.80	1.00	Non-Statutory
Libraries Recreation and Waterways	Community Hubs: Replacement Access Swipe	Per Unit	10.20	10.60	0.40	Non-Statutory
Libraries Recreation and Waterways	Community Hubs: Replacement Access Abloy Key	Per Unit	30.80	31.80	1.00	Non-Statutory
Libraries Recreation and Waterways	Royal Park golf Equipment Hire - Golf Clubs	Each	21.50	22.20	0.70	Non-Statutory
Libraries Recreation and Waterways	North Melbourne Community Centre: Playgym	Each	8.20	8.50	0.30	Non-Statutory
Libraries Recreation and Waterways	Royal Park Golf Course (5-day annual ticket-Concession)	Each	694.70	715.60	20.90	Non-Statutory
Libraries Recreation and Waterways	Royal Park Golf Course (7-day annual ticket-Concession)	Each	925.30	953.10	27.80	Non-Statutory
Libraries Recreation and Waterways	Kensington Community Garden: Large Plot Hire	Per Annum	94.30	97.20	2.90	Non-Statutory
Libraries Recreation and Waterways	Sports: Cricket Turf Ground Hire (Per Day)	Per Day	475.00	489.30	14.30	Non-Statutory

Branch Description	Name of Product or Service	Unit of Measure Description	2025/26 Fee Inc GST	2026/27 Fee Inc GST	Fee Increase / (Decrease) $	Basis of Fees
Libraries Recreation and Waterways	Community Recreation Facilities: Family Swim / Shower	Each	21.50	22.20	0.70	Non-Statutory
Libraries Recreation and Waterways	Yarra's Edge: Community Space: The Meeting Room-Commercial	Per Hour	19.00	19.60	0.60	Non-Statutory
Libraries Recreation and Waterways	Yarra's Edge: Community Space: The Meeting Room-Community	Per Hour	3.80	4.00	0.20	Non-Statutory
Libraries Recreation and Waterways	Yarra's Edge / The Hub @ Docklands: Community Space: Whole Venue-Commercial	Per Hour	46.20	47.60	1.40	Non-Statutory
Libraries Recreation and Waterways	Yarra's Edge / The Hub @ Docklands: Community Space: Whole Venue-Community / Concession	Per Hour	9.20	9.50	0.30	Non-Statutory
Libraries Recreation and Waterways	Community Recreation Facilities: Promotion: Join as a member 5 Weeks for $50 promotion	Each	50.00	51.50	1.50	Non-Statutory
Libraries Recreation and Waterways	Community Recreation Facilities: Promotion: Join as a member for 3 Weeks for $30 promotion	Each	30.00	30.90	0.90	Non-Statutory
Libraries Recreation and Waterways	Community Recreation Facilities: Promotion: Join as a member for 2 Weeks for $20 promotion	Each	20.00	20.60	0.60	Non-Statutory
Libraries Recreation and Waterways	Community Recreation Facilities: Promotion: Join as a member for 30 Days for $30 promotion	Each	30.00	30.90	0.90	Non-Statutory
Libraries Recreation and Waterways	Community Recreation Facilities: Promotion: Join up for 6 Group Fitness Classes for $99 promotion	Each	99.00	102.00	3.00	Non-Statutory
Libraries Recreation and Waterways	Community Recreation Facilities: Group Programming Concession / Pension / Child	Each	6.10	6.30	0.20	Non-Statutory
Libraries Recreation and Waterways	Community Recreation Facilities: Group Programming Adult	Each	9.20	9.50	0.30	Non-Statutory
Libraries Recreation and Waterways	Community Recreation Facilities: Group Casual Gym / Group Fitness Entry Fee	Each	11.60	12.00	0.40	Non-Statutory

Budget
2026-27

Branch Description	Name of Product or Service	Unit of Measure Description	2025/26 Fee Inc GST	2026/27 Fee Inc GST	Fee Increase / (Decrease) $	Basis of Fees
Libraries Recreation and Waterways	The Hub @ Docklands: Private Office Space / Consultation Room-Commercial	Per Hour	12.70	13.10	0.40	Non-Statutory
Libraries Recreation and Waterways	North Melbourne Community Centre - Multipurpose Room / Games Room	Per Hour	31.20	32.20	1.00	Non-Statutory
Libraries Recreation and Waterways	North Melbourne Community Centre - Casual Gym Entry	Each	14.90	15.40	0.50	Non-Statutory
Libraries Recreation and Waterways	North Melbourne Community Centre - Casual Gym Entry - Concession	Each	12.00	12.40	0.40	Non-Statutory
Libraries Recreation and Waterways	North Melbourne Community Centre - Facility Hire - After Hours Hire Fee (Per Hour after Centre Closure)	Per Hour	127.60	131.50	3.90	Non-Statutory
Libraries Recreation and Waterways	Community Recreation Facilities: Memberships: Club Concession fortnightly DD	Per Fortnight	39.00	40.20	1.20	Non-Statutory
Libraries Recreation and Waterways	Community Recreation Facilities - Community Event Entry	Each	5.80	6.00	0.20	Non-Statutory
Libraries Recreation and Waterways	Royal Park Golf Course (Concession - Child / Senior / Student 9 holes)	Each	17.50	18.10	0.60	Non-Statutory
Libraries Recreation and Waterways	Royal Park Golf Course (Concession - Child / Senior / Student 18 holes)	Each	22.60	23.30	0.70	Non-Statutory
Libraries Recreation and Waterways	Royal Park Golf Course Direct Debit Membership - Junior	Per Fortnight	26.80	27.70	0.90	Non-Statutory
Libraries Recreation and Waterways	Royal Park Golf Course Direct Debit Membership - Access 5 days a week	Per Fortnight	30.00	30.90	0.90	Non-Statutory
Libraries Recreation and Waterways	Riverslide Skate Park: School Groups (per head)	Each	23.00	23.70	0.70	Non-Statutory
Libraries Recreation and Waterways	Riverslide Skate Park: Skateboard Hire	Each	7.00	7.30	0.30	Non-Statutory

Branch Description	Name of Product or Service	Unit of Measure Description	2025/26 Fee Inc GST	2026/27 Fee Inc GST	Fee Increase / (Decrease) $	Basis of Fees
Libraries Recreation and Waterways	The Hub @ Docklands - The Long Room - Community Rate	Per Hour	4.70	4.90	0.20	Non-Statutory
Libraries Recreation and Waterways	Walmsley House Community Hire	Per Hour	9.50	9.80	0.30	Non-Statutory
Libraries Recreation and Waterways	The Hub @ Docklands The Parkview Room Community	Per Hour	4.70	4.90	0.20	Non-Statutory
Libraries Recreation and Waterways	Private Office Space	Per Month	501.60	516.70	15.10	Non-Statutory
Libraries Recreation and Waterways	The Hub @ Docklands: Cinema Room - Concession Rate	Per Hour	22.00	22.70	0.70	Non-Statutory
Libraries Recreation and Waterways	Riverslide Skate Park: Private Skate Lessons	Each	64.60	66.60	2.00	Non-Statutory
Libraries Recreation and Waterways	Kensington Community Garden: Large Plot Hire - Concession	Per Annum	56.00	57.70	1.70	Non-Statutory
Libraries Recreation and Waterways	Community Recreation Facilities: Group Instructor hire (per hour)	Per Hour	122.20	125.90	3.70	Non-Statutory
Libraries Recreation and Waterways	Community Recreation Facilities: Group Exercise. Gymnasium Student	Each	20.50	21.20	0.70	Non-Statutory
Libraries Recreation and Waterways	Community Recreation Facilities: Group Exercise / Gym Adult 20 visit Pass	Each	440.30	453.60	13.30	Non-Statutory
Libraries Recreation and Waterways	Community Recreation Facilities: Memberships Club Prime / Youth / Concession fortnightly DD	Per Fortnight	27.40	28.30	0.90	Non-Statutory
Libraries Recreation and Waterways	Community Recreation Facilities: Personal Training One on Two 60 Minute Session	Each	132.00	136.00	4.00	Non-Statutory
Libraries Recreation and Waterways	Community Recreation Facilities: Personal Training 60 Minute Session - Member 10 visit Pass	Each	769.20	792.30	23.10	Non-Statutory

Budget
2026-27

Branch Description	Name of Product or Service	Unit of Measure Description	2025/26 Fee Inc GST	2026/27 Fee Inc GST	Fee Increase / (Decrease) $	Basis of Fees
Libraries Recreation and Waterways	Community Recreation Facilities: Memberships Club membership - Fortnightly DD + 2 x 45 min PT	Per Fortnight	172.60	177.80	5.20	Non-Statutory
Libraries Recreation and Waterways	Sports: Refurbished Pavilion Hire - CATEGORY B (Per Day)	Per Day	243.00	250.30	7.30	Non-Statutory
Libraries Recreation and Waterways	Sports: Refurbished Pavilion Hire (Per Day)	Per Day	480.00	494.40	14.40	Non-Statutory
Libraries Recreation and Waterways	Community Recreation Facilities: Concession / Child Swim / Shower	Each	5.30	5.50	0.20	Non-Statutory
Libraries Recreation and Waterways	Community Recreation Facilities: Student Swim / Shower	Each	7.40	7.70	0.30	Non-Statutory
Libraries Recreation and Waterways	Community Recreation Facilities: Group Exercise / Gymnasium - Concession	Each	17.80	18.40	0.60	Non-Statutory
Libraries Recreation and Waterways	Community Recreation Facilities: Memberships Aquatic / Melbourne Access Concession fortnightly DD	Per Fortnight	22.30	23.00	0.70	Non-Statutory
Libraries Recreation and Waterways	Community Recreation Facilities: Personal Training One on Two 60 Minute Session - 10 visit Pass	Each	1,188.00	1,223.70	35.70	Non-Statutory
Libraries Recreation and Waterways	Community Recreation Facilities: Personal Training 30 Minutes - Member	Each	56.80	58.60	1.80	Non-Statutory
Libraries Recreation and Waterways	Community Recreation Facilities: Personal Training 30 Minutes	Each	63.10	65.00	1.90	Non-Statutory
Libraries Recreation and Waterways	Community Recreation Facilities: Personal Training 60 Minutes - Non-member	Each	95.10	98.00	2.90	Non-Statutory
Libraries Recreation and Waterways	Community Recreation Facilities: Personal Training One on Two 60 Minute Session - Member	Each	118.90	122.50	3.60	Non-Statutory
Libraries Recreation and Waterways	Community Recreation Facilities: Student Swim Season Pass - (Outdoor pools)	Each	317.80	327.40	9.60	Non-Statutory

Branch Description	Name of Product or Service	Unit of Measure Description	2025/26 Fee Inc GST	2026/27 Fee Inc GST	Fee Increase / (Decrease) $	Basis of Fees
Libraries Recreation and Waterways	Community Recreation Facilities: Personal Training: One on Two 60 Minute Session (each additional participant)	Each	55.40	57.10	1.70	Non-Statutory
Libraries Recreation and Waterways	Royal Park Golf Course (Adult 9 holes)	Each	24.60	25.40	0.80	Non-Statutory
Libraries Recreation and Waterways	Community Recreation Facilities: Memberships Joining Fee	Each	49.00	50.50	1.50	Non-Statutory
Libraries Recreation and Waterways	Community Recreation Facilities: Program Attendance Fee	Each	6.00	6.20	0.20	Non-Statutory
Libraries Recreation and Waterways	Community Recreation Facilities: Aquatic Education: AquaSafe School Holiday Program	Each	16.50	17.00	0.50	Non-Statutory
Libraries Recreation and Waterways	Community Recreation Facilities: Children's Programs per visit	Each	16.50	17.00	0.50	Non-Statutory
Libraries Recreation and Waterways	Community Recreation Facilities: Stadium / Courts: Badminton Court Hire	Each	32.20	33.20	1.00	Non-Statutory
Libraries Recreation and Waterways	Royal Park Golf Course (Junior annual ticket)	Each	697.00	718.00	21.00	Non-Statutory
Libraries Recreation and Waterways	Royal Park Golf Course (5-day annual ticket)	Each	772.00	795.20	23.20	Non-Statutory
Libraries Recreation and Waterways	Royal Park Golf Course (7-day annual ticket)	Each	1,030.00	1,060.90	30.90	Non-Statutory
Libraries Recreation and Waterways	Riverslide Skate Park: Birthday Parties	Each	23.40	24.20	0.80	Non-Statutory
Libraries Recreation and Waterways	Community Recreation Facilities: Community Hubs Refundable Room Security Deposit	Each	333.20	343.20	10.00	Non-Statutory
Libraries Recreation and Waterways	North Melbourne Community Centre: Casual Entry: Group Exercise (Land Based): Adult Exercise Class	Each	15.00	15.50	0.50	Non-Statutory

Budget
2026-27

Branch Description	Name of Product or Service	Unit of Measure Description	2025/26 Fee Inc GST	2026/27 Fee Inc GST	Fee Increase / (Decrease) $	Basis of Fees
Libraries Recreation and Waterways	North Melbourne Community Centre: Casual Entry: Group Exercise (Land Based): Pensioner Concession Exercise Class	Each	12.30	12.70	0.40	Non-Statutory
Libraries Recreation and Waterways	North Melbourne Community Centre: Casual Entry: Group Exercise (Land Based): Prime Movers Older Adults Class Access Class / Health Club	Each	8.00	8.30	0.30	Non-Statutory
Libraries Recreation and Waterways	North Melbourne Community Centre: Multi Visit and Membership Passes: Health Club: 3-month term membership	Each	181.50	187.00	5.50	Non-Statutory
Libraries Recreation and Waterways	North Melbourne Community Centre: Multi Visit and Membership Passes: Stadium & Sports Programs (minimum of 10)	Each	12.30	12.70	0.40	Non-Statutory
Libraries Recreation and Waterways	Riverslide Skate Park: Group Skate lessons (max 6 students) price per head	Each	23.40	24.20	0.80	Non-Statutory
Libraries Recreation and Waterways	Riverslide Skate Park: Park Hire (per 3-hour blocks)	Each	812.90	837.30	24.40	Non-Statutory
Libraries Recreation and Waterways	Riverslide Skate Park: School Holiday Programs (per head, min 30)	Each	12.30	12.70	0.40	Non-Statutory
Libraries Recreation and Waterways	Community Recreation Facilities: Grey Medallion / Go Girls Program (per session)	Each	14.40	14.90	0.50	Non-Statutory
Libraries Recreation and Waterways	Kensington Community Garden: Medium Plot Hire - concession	Per Annum	32.80	33.80	1.00	Non-Statutory
Libraries Recreation and Waterways	Community Recreation Facilities: Aquaplay group session	Each	7.50	7.80	0.30	Non-Statutory
Libraries Recreation and Waterways	Community Recreation Facilities: Memberships: Club Family fortnightly DD	Per Fortnight	42.10	43.40	1.30	Non-Statutory
Libraries Recreation and Waterways	Community Recreation Facilities: Memberships Club Family Off Peak fortnightly DD	Per Fortnight	36.00	37.10	1.10	Non-Statutory

Branch Description	Name of Product or Service	Unit of Measure Description	2025/26 Fee Inc GST	2026/27 Fee Inc GST	Fee Increase / (Decrease) $	Basis of Fees
Libraries Recreation and Waterways	Community Recreation Facilities: Pryme 1 Class	Each	18.00	18.60	0.60	Non-Statutory
Libraries Recreation and Waterways	Community Recreation Facilities: Playgym	Each	8.20	8.50	0.30	Non-Statutory
Libraries Recreation and Waterways	Community Recreation Facilities: Playgym 10 x visit pass	Each	72.80	75.00	2.20	Non-Statutory
Libraries Recreation and Waterways	Community Recreation Facilities: Memberships: Access Control - Barcoded Card Replacement	Each	5.60	5.80	0.20	Non-Statutory
Libraries Recreation and Waterways	Royal Park Golf Course (Adult 18 holes)	Each	32.80	33.80	1.00	Non-Statutory
Libraries Recreation and Waterways	Community Recreation Facilities: forfeit fee (less than 24 hours' notice)	Each	161.50	166.40	4.90	Non-Statutory
Libraries Recreation and Waterways	Community Recreation Facilities: Adult Swim / Shower	Each	8.40	8.70	0.30	Non-Statutory
Libraries Recreation and Waterways	Community Recreation Facilities: Sports Equipment hire	Each	6.10	6.30	0.20	Non-Statutory
Libraries Recreation and Waterways	The Hub @ Docklands - The Glasshouse Community Rate	Per Hour	6.10	6.30	0.20	Non-Statutory
Libraries Recreation and Waterways	Community Recreation Facilities: Memberships: Administration fee to process debit rejection	Each	10.00	10.30	0.30	Non-Statutory
Libraries Recreation and Waterways	Community Recreation Facilities: Personal Training 60 Minutes - Member	Each	84.60	87.20	2.60	Non-Statutory
Libraries Recreation and Waterways	Kensington Tennis Courts: Tennis - Direct Debit Membership	Per Fortnight	18.90	19.50	0.60	Non-Statutory
Libraries Recreation and Waterways	Kensington Tennis Courts: Tennis - Direct Debit Concession Membership	Per Fortnight	15.70	16.20	0.50	Non-Statutory

Budget
2026-27

Branch Description	Name of Product or Service	Unit of Measure Description	2025/26 Fee Inc GST	2026/27 Fee Inc GST	Fee Increase / (Decrease) $	Basis of Fees
Libraries Recreation and Waterways	Community Recreation Facilities: Lifeguard (per hour) Community	Per Hour	49.00	50.50	1.50	Non-Statutory
Libraries Recreation and Waterways	Community Recreation Facilities: Pool Lane Hire per hour (plus group entry fee)	Per Hour	61.00	62.90	1.90	Non-Statutory
Libraries Recreation and Waterways	Community Recreation Facilities: Stadium / Courts: Full Court Stadium Hire (per hour)	Per Hour	64.30	66.30	2.00	Non-Statutory
Libraries Recreation and Waterways	Community Recreation Facilities: Meeting Room Hire - Corporate rate	Per Hour	64.30	66.30	2.00	Non-Statutory
Libraries Recreation and Waterways	Community Recreation Facilities: Memberships Club 12 Month Full	Per Annum	1,127.50	1,161.40	33.90	Non-Statutory
Libraries Recreation and Waterways	Community Recreation Facilities: Memberships: Aquatic Fortnightly DD	Per Fortnight	24.60	25.40	0.80	Non-Statutory
Libraries Recreation and Waterways	Community Recreation Facilities: Memberships: Club - Fortnightly DD	Per Fortnight	43.50	44.90	1.40	Non-Statutory
Libraries Recreation and Waterways	Community Recreation Facilities: Memberships: Active Melbourne fortnightly DD	Per Fortnight	62.30	64.20	1.90	Non-Statutory
Libraries Recreation and Waterways	Community Recreation Facilities: Memberships: Club Pryme / Youth / Concession 12 month	Per Fortnight	708.70	730.00	21.30	Non-Statutory
Libraries Recreation and Waterways	Community Recreation Facilities: Private Swim Lesson One on One 30 Minute Session - Member	Each	56.90	58.70	1.80	Non-Statutory
Libraries Recreation and Waterways	Community Recreation Facilities: Memberships: Club - Fortnightly DD + 4 x 30 min PT	Per Fortnight	241.70	249.00	7.30	Non-Statutory
Libraries Recreation and Waterways	Sports: Training - All sports. (Per player. Per Session)	Per Session	1.80	1.90	0.10	Non-Statutory
Libraries Recreation and Waterways	Community Recreation Facilities: Locker Hire	Each	2.30	2.40	0.10	Non-Statutory

Branch Description	Name of Product or Service	Unit of Measure Description	2025/26 Fee Inc GST	2026/27 Fee Inc GST	Fee Increase / (Decrease) $	Basis of Fees
Libraries Recreation and Waterways	Community Recreation Facilities: Stadium - Casual Entry	Each	4.30	4.50	0.20	Non-Statutory
Libraries Recreation and Waterways	Kensington Tennis Courts: Tennis - Casual per hour	Per Hour	21.20	21.90	0.70	Non-Statutory
Libraries Recreation and Waterways	North Melbourne Community Centre: Facility Hire (per hour): External Courts: Soccer Grassed Field / Synthetic Turf Surfaces & Full Court Stadium	Per Hour	52.80	54.40	1.60	Non-Statutory
Libraries Recreation and Waterways	North Melbourne Community Centre: Facility Hire (per hour): Rooms / Studios: Crèche (playroom)	Per Hour	31.20	32.20	1.00	Non-Statutory
Libraries Recreation and Waterways	North Melbourne Community Centre: Facility Hire (per hour): Stadium / Courts: Community Hall Hire with Kitchen	Per Hour	47.50	49.00	1.50	Non-Statutory
Libraries Recreation and Waterways	North Melbourne Community Centre: Facility Hire (per hour): Stadium / Courts: Community Hall Hire with Kitchen – Concession / Community Groups	Per Hour	38.00	39.20	1.20	Non-Statutory
Libraries Recreation and Waterways	North Melbourne Community Centre: Facility Hire (per hour): Stadium / Courts: Full Court Stadium Hire (Per Hour) - Concession / Community Groups	Per Hour	43.70	45.10	1.40	Non-Statutory
Libraries Recreation and Waterways	Community Recreation Facilities: Group Exercise / Gymnasium: Adult	Each	23.30	24.00	0.70	Non-Statutory
Libraries Recreation and Waterways	Community Recreation Facilities: Student Swim / shower 20 Visit Pass	Each	140.30	144.60	4.30	Non-Statutory
Libraries Recreation and Waterways	Community Recreation Facilities: Adult Swim / Shower 20 visit pass	Each	159.70	164.50	4.80	Non-Statutory
Libraries Recreation and Waterways	Community Recreation Facilities: Group Exercise / Gym Concession / Child 20 visit Pass	Each	335.00	345.10	10.10	Non-Statutory
Libraries Recreation and Waterways	Community Recreation Facilities: Family Swim / Shower 20 visit pass	Each	409.00	421.30	12.30	Non-Statutory

Budget
2026-27

Branch Description	Name of Product or Service	Unit of Measure Description	2025/26 Fee Inc GST	2026/27 Fee Inc GST	Fee Increase / (Decrease) $	Basis of Fees
Libraries Recreation and Waterways	Community Recreation Facilities: Group Exercise / Gym Student 20 visit Pass	Each	385.70	397.30	11.60	Non-Statutory
Libraries Recreation and Waterways	Community Recreation Facilities: Personal Training 60 Minute Session - 10 visit Pass	Each	768.40	791.50	23.10	Non-Statutory
Libraries Recreation and Waterways	Community Recreation Facilities: Ed Gym - Casual	Each	18.50	19.10	0.60	Non-Statutory
Libraries Recreation and Waterways	Community Recreation Facilities: Fitness camp - member (per session)	Per Session	18.00	18.60	0.60	Non-Statutory
Libraries Recreation and Waterways	Community Recreation Facilities: Fitness camp (per session)	Per Session	20.00	20.60	0.60	Non-Statutory
Libraries Recreation and Waterways	Community Recreation Facilities: Concession/Child Swim Season Pass - 7 months (Outdoor pools)	Per Pass	237.30	244.50	7.20	Non-Statutory
Libraries Recreation and Waterways	Community Recreation Facilities: Adult Swim Season Pass - 7 months (Outdoor pools)	Per Pass	394.70	406.60	11.90	Non-Statutory
Libraries Recreation and Waterways	Community Recreation Facilities: Family Swim Season Pass - 7 months (Outdoor pools)	Per Pass	984.80	1,014.40	29.60	Non-Statutory
Libraries Recreation and Waterways	Community Recreation Facilities: Personal Training: One on Two 30 Minute session: Member (each additional participant)	Each	31.50	32.50	1.00	Non-Statutory
Libraries Recreation and Waterways	Community Recreation Facilities: Personal Training: One on Two 30 Minute session: (each additional participant)	Each	34.50	35.60	1.10	Non-Statutory
Libraries Recreation and Waterways	Community Recreation Facilities: Personal Training: One on Two 60 Minute Session - Member (each additional participant)	Each	50.30	51.90	1.60	Non-Statutory
Libraries Recreation and Waterways	Community Recreation Facilities: Sports bib hire (set)	Each	12.30	12.70	0.40	Non-Statutory
Libraries Recreation and Waterways	Community Recreation Facilities: Aquatic education Instructor / Duty Manager hire per hour	Per Hour	66.20	68.20	2.00	Non-Statutory

Branch Description	Name of Product or Service	Unit of Measure Description	2025/26 Fee Inc GST	2026/27 Fee Inc GST	Fee Increase / (Decrease) $	Basis of Fees
Libraries Recreation and Waterways	Community Recreation Facilities: Heart Moves / Allied Health Active Hearts Allied Health casual class entry	Each	10.50	10.90	0.40	Non-Statutory
Libraries Recreation and Waterways	Community Recreation Facilities: Memberships: Club - Fortnightly DD + 2 x 30 min PT	Per Fortnight	145.60	150.00	4.40	Non-Statutory
Libraries Recreation and Waterways	Community Recreation Facilities: Memberships: Club - Fortnightly DD + 6 x 30 min PT	Per Fortnight	332.10	342.10	10.00	Non-Statutory
Libraries Recreation and Waterways	Community Recreation Facilities: Meeting Room Hire (Corporate Full Day)	Per Day	384.40	396.00	11.60	Non-Statutory
Libraries Recreation and Waterways	Community Recreation Facilities: Meeting Room Hire (Community Per Hour)	Per Hour	38.80	40.00	1.20	Non-Statutory
Libraries Recreation and Waterways	Community Recreation Facilities: Stadium sports team game fee	Each	80.80	83.30	2.50	Non-Statutory
Libraries Recreation and Waterways	Community Recreation Facilities: Stadium Sports team registration fee	Each	192.70	198.50	5.80	Non-Statutory
Libraries Recreation and Waterways	Community Recreation Facilities: Memberships: Club Student 12 Month	Annual	899.40	926.40	27.00	Non-Statutory
Libraries Recreation and Waterways	Community Recreation Facilities: Personal Training: One on One 45 Minute Session - Member	Each	73.80	76.10	2.30	Non-Statutory
Libraries Recreation and Waterways	Community Recreation Facilities: Personal Training: One on One 45 Minute Session	Each	81.00	83.50	2.50	Non-Statutory
Libraries Recreation and Waterways	Community Recreation Facilities: Personal Training: One on One 45 Minute Session - 10 visit Pass	Each	728.40	750.30	21.90	Non-Statutory
Libraries Recreation and Waterways	The Hub @ Docklands: Community Space: Concession	Per Hour	23.00	23.70	0.70	Non-Statutory
Libraries Recreation and Waterways	Kensington Community Garden: Micro Plot Hire	Per Annum	20.50	21.20	0.70	Non-Statutory

Budget
2026-27

Branch Description	Name of Product or Service	Unit of Measure Description	2025/26 Fee Inc GST	2026/27 Fee Inc GST	Fee Increase / (Decrease) $	Basis of Fees
Libraries Recreation and Waterways	Kensington Community Garden: Small Plot Hire	Per Annum	33.80	34.90	1.10	Non-Statutory
Libraries Recreation and Waterways	Community Recreation Facilities: Birthday party deposit	Each	125.10	128.90	3.80	Non-Statutory
Libraries Recreation and Waterways	Riverslide Skate Park: School Groups (per head - min 20)	Each	17.20	17.80	0.60	Non-Statutory
Libraries Recreation and Waterways	Flagstaff / Docklands / North Melbourne Recreation Reserve Facility Hire: Outdoor Court Hire Peak per hour	Per Hour	33.90	35.00	1.10	Non-Statutory
Libraries Recreation and Waterways	The Hub @ Docklands: Facility Hire: The Long Room per hour Commercial rate	Per Hour	22.80	23.50	0.70	Non-Statutory
Libraries Recreation and Waterways	Community Recreation Facilities: Memberships: Active Melbourne 12 Months	Per Annum	1,614.40	1,662.90	48.50	Non-Statutory
Libraries Recreation and Waterways	Community Recreation Facilities: Memberships: Active Melbourne 3 month - Insurance / rehab	Each	485.30	499.90	14.60	Non-Statutory
Libraries Recreation and Waterways	Community Recreation Facilities: Memberships: Active Melbourne Restricted Concession / Prime - 12 months	Per Annum	879.50	905.90	26.40	Non-Statutory
Libraries Recreation and Waterways	Community Recreation Facilities: Memberships: Active Melbourne Restricted Concession / Prime Fortnightly DD	Per Fortnight	33.90	35.00	1.10	Non-Statutory
Libraries Recreation and Waterways	Community Recreation Facilities: Memberships: Club - Fortnightly DD + 4 x 45 min PT	Per Fortnight	292.80	301.60	8.80	Non-Statutory
Libraries Recreation and Waterways	Community Recreation Facilities: Memberships: Club - Fortnightly DD + 6 x 45 min PT	Per Fortnight	406.60	418.80	12.20	Non-Statutory
Libraries Recreation and Waterways	Community Recreation Facilities: Memberships: Club - Fortnightly DD + 2 x 60 min PT	Per Fortnight	196.80	202.80	6.00	Non-Statutory
Libraries Recreation and Waterways	Community Recreation Facilities: Memberships: Club - Fortnightly DD + 4 x 60 min PT	Per Fortnight	342.60	352.90	10.30	Non-Statutory

Branch Description	Name of Product or Service	Unit of Measure Description	2025/26 Fee Inc GST	2026/27 Fee Inc GST	Fee Increase / (Decrease) $	Basis of Fees
Libraries Recreation and Waterways	Community Recreation Facilities: Memberships: Club - Fortnightly DD + 6 x 60 min PT	Per Fortnight	479.30	493.70	14.40	Non-Statutory
Libraries Recreation and Waterways	Community Recreation Facilities: Memberships: RFID Wristband	Each	5.60	5.80	0.20	Non-Statutory
Libraries Recreation and Waterways	Sports: Tour Operator Licence: Annual Licence Fee	Per Annum	349.30	359.80	10.50	Statutory
Libraries Recreation and Waterways	Sports: Tour Operator Licence: Annual Licence Fee (greater than one year)	Per Annum	274.00	282.30	8.30	Statutory
Libraries Recreation and Waterways	Community Recreation Facilities: Membership: Suspension Fees	Each	0.90	1.00	0.10	Non-Statutory
Libraries Recreation and Waterways	North Melbourne Community Centre: Club membership - Fortnightly DD	Per Fortnight	22.60	23.30	0.70	Non-Statutory
Libraries Recreation and Waterways	North Melbourne Community Centre: Personal Training: One on One: 2x30 Minute Session-Member Including FN Membership: Fortnightly DD	Per Fortnight	124.40	128.20	3.80	Non-Statutory
Libraries Recreation and Waterways	North Melbourne Community Centre: Personal Training: One on One: 4x30 Minute Session-Member Including FN Membership: Fortnightly DD	Per Fortnight	220.70	227.40	6.70	Non-Statutory
Libraries Recreation and Waterways	Community Recreation Facilities: Lifeguard Hire Per Hour - Corporate rate	Per Hour	102.50	105.60	3.10	Non-Statutory
Libraries Recreation and Waterways	The Hub @ Docklands - The Glasshouse Commercial Rate	Per Hour	30.60	31.60	1.00	Non-Statutory
Libraries Recreation and Waterways	The Hub @ Docklands - The Cinema Room - Community Rate	Per Hour	8.80	9.10	0.30	Non-Statutory
Libraries Recreation and Waterways	The Hub @ Docklands - The Atrium per hour - Community Rate	Per Hour	12.30	12.70	0.40	Non-Statutory

Budget
2026-27

Branch Description	Name of Product or Service	Unit of Measure Description	2025/26 Fee Inc GST	2026/27 Fee Inc GST	Fee Increase / (Decrease) $	Basis of Fees
Libraries Recreation and Waterways	Sporting Pavilion Community Hire (Minimum 3 hours)	Per Hour	12.80	13.20	0.40	Non-Statutory
Libraries Recreation and Waterways	The Hub @ Docklands The Parkview Room Commercial	Per Hour	22.80	23.50	0.70	Non-Statutory
Libraries Recreation and Waterways	Community Recreation Facilities: Personal Training One on Two 30 Minute Session - Member 10 visit Pass	Each	695.60	716.50	20.90	Non-Statutory
Libraries Recreation and Waterways	Community Recreation Facilities: Personal Training One on Two 30 Minute Session - 10 visit Pass	Each	772.40	795.60	23.20	Non-Statutory
Libraries Recreation and Waterways	Community Recreation Facilities: Personal Training One on Two 45 Minute Session - Member 10 visit Pass	Each	912.10	939.50	27.40	Non-Statutory
Libraries Recreation and Waterways	Community Recreation Facilities: Personal Training One on Two 45 Minute Session - 10 visit Pass	Each	1,006.90	1,037.20	30.30	Non-Statutory
Libraries Recreation and Waterways	Sports: Tour Operator Licence: Use Fee: per adult per session	Each	2.40	2.50	0.10	Statutory
Libraries Recreation and Waterways	Sports: Tour Operator Licence: Use fee: Student and Child	Each	1.60	1.70	0.10	Statutory
Libraries Recreation and Waterways	Community Recreation Facilities: Personal Training One on Two 30 Minute Session - Member rate	Per Session	77.40	79.80	2.40	Non-Statutory
Libraries Recreation and Waterways	Community Recreation Facilities: Personal Training One on Two 30 Minute Session	Per Session	86.10	88.70	2.60	Non-Statutory
Libraries Recreation and Waterways	Community Recreation Facilities: Personal Training One on Two 45 Minute Session - Member rate	Per Session	101.50	104.60	3.10	Non-Statutory
Libraries Recreation and Waterways	Community Recreation Facilities: Personal Training One on Two 45 Minute Session	Per Session	112.60	116.00	3.40	Non-Statutory
Libraries Recreation and Waterways	Community Recreation Facilities: Body Composition Scanner	Per Use	40.80	42.10	1.30	Non-Statutory

Branch Description	Name of Product or Service	Unit of Measure Description	2025/26 Fee Inc GST	2026/27 Fee Inc GST	Fee Increase / (Decrease) $	Basis of Fees
Libraries Recreation and Waterways	Sports: Baseball Ground Hire (Season - Full Share)	Season - Full Share	1,642.00	1,691.30	49.30	Non-Statutory
Libraries Recreation and Waterways	Sports: Baseball Ground Hire (Season - Half Share)	Season - Half Share	818.00	842.60	24.60	Non-Statutory
Libraries Recreation and Waterways	Sports: Cricket Turf Ground Hire (Season - Full Share)	Season - Full Share	7,870.00	8,106.10	236.10	Non-Statutory
Libraries Recreation and Waterways	Sports: Cricket Turf Ground Hire (Season - Half Share)	Season - Half Share	3,933.00	4,051.00	118.00	Non-Statutory
Libraries Recreation and Waterways	The Hub @ Docklands: Glasshouse - Concession Rate	Per Hour	15.40	15.90	0.50	Non-Statutory
Libraries Recreation and Waterways	The Hub @ Docklands: Parkview - Concession Rate	Per Hour	11.30	11.70	0.40	Non-Statutory
Libraries Recreation and Waterways	The Hub @ Docklands: Consultation Room - Concession Rate	Per Hour	6.30	6.50	0.20	Non-Statutory
Libraries Recreation and Waterways	Kensington Community Garden: Medium Plot Hire	Per Annum	56.00	57.70	1.70	Non-Statutory
Libraries Recreation and Waterways	Sports: Refurbished Pavilion Hire - CATEGORY B (Season - Full Share)	Season - Full Share	818.00	842.60	24.60	Non-Statutory
Libraries Recreation and Waterways	Sports: Refurbished Pavilion Hire - CATEGORY B (Season - Half-Share)	Season - Half Share	412.00	424.40	12.40	Non-Statutory
Libraries Recreation and Waterways	Sports: Refurbished Pavilion Hire (Season - Full Share)	Season - Full Share	1,643.00	1,692.30	49.30	Non-Statutory
Libraries Recreation and Waterways	Sports: Refurbished Pavilion Hire (Season - Half Share)	Season - Half Share	818.00	842.60	24.60	Non-Statutory
Libraries Recreation and Waterways	Sports: Rugby / Soccer / Lacrosse / Cricket Synthetic / Football Ground Hire (Season - Full Share)	Season - Full Share	1,953.00	2,011.60	58.60	Non-Statutory

Budget
2026-27

Branch Description	Name of Product or Service	Unit of Measure Description	2025/26 Fee Inc GST	2026/27 Fee Inc GST	Fee Increase / (Decrease) $	Basis of Fees
Libraries Recreation and Waterways	Sports: Rugby / Soccer / Lacrosse / Cricket Synthetic / Football Ground Hire (Season - Half Share)	Season - Half Share	980.00	1,009.40	29.40	Non-Statutory
Libraries Recreation and Waterways	Sports: Softball / Touch Ground Hire (Season - Full Share)	Season - Full Share	750.00	772.50	22.50	Non-Statutory
Libraries Recreation and Waterways	Sports: Softball / Touch Ground Hire (Season - Half Share)	Season - Half Share	373.00	384.20	11.20	Non-Statutory
Libraries Recreation and Waterways	Community Recreation facilities: Personal Training 30 Minute Session - Member 10 visit Pass	Each	508.90	524.20	15.30	Non-Statutory
Libraries Recreation and Waterways	Community Recreation Facilities: Personal Training 30 Minute Session - 10 visit Pass	Each	567.90	585.00	17.10	Non-Statutory
Libraries Recreation and Waterways	Community Recreation Facilities: Aquatic Education (30-minute lesson)	Each	21.00	21.70	0.70	Non-Statutory
Libraries Recreation and Waterways	Community Recreation Facilities: Concession / Child Swim / Shower - 20 visit Pass	Each	101.30	104.40	3.10	Non-Statutory
Libraries Recreation and Waterways	Community Recreation Facilities: Meeting Room Hire (Community Full Day)	Per Day	231.20	238.20	7.00	Non-Statutory
Libraries Recreation and Waterways	Community Recreation Facilities: Basketball team registration fee	Each	141.50	145.80	4.30	Non-Statutory
Libraries Recreation and Waterways	Community Recreation Facilities: Health and Wellbeing seminar - 30 minutes	Per Session	187.80	193.50	5.70	Non-Statutory
Libraries Recreation and Waterways	Community Recreation Facilities: Community Small Group Training	Per Session	69.70	71.80	2.10	Non-Statutory
Libraries Recreation and Waterways	Community Recreation Facilities: Memberships: Club Student Fortnightly DD	Per Fortnight	34.70	35.80	1.10	Non-Statutory
Libraries Recreation and Waterways	Community Recreation Facilities: Tennis 1 hour court hire for Leisure Members	Per Hour	16.00	16.50	0.50	Non-Statutory

Branch Description	Name of Product or Service	Unit of Measure Description	2025/26 Fee Inc GST	2026/27 Fee Inc GST	Fee Increase / (Decrease) $	Basis of Fees
Libraries Recreation and Waterways	Community Recreation Facilities: Personal Training: One on One 45 Minute Session - Member 10 visit Pass	Each	655.60	675.30	19.70	Non-Statutory
Libraries Recreation and Waterways	Riverslide Skate Park: Skate Club - 5 Session Card	Each	111.50	114.90	3.40	Non-Statutory
Libraries Recreation and Waterways	Flagstaff / Docklands /North Melbourne Recreation Reserve Facility Hire: Outdoor Court Hire Off Peak per hour	Per Hour	23.40	24.20	0.80	Non-Statutory
Libraries Recreation and Waterways	Flagstaff / Docklands Facility Hire: Soccer goals per hour	Per Hour	17.70	18.30	0.60	Non-Statutory
Libraries Recreation and Waterways	Community Recreation Facilities: Memberships: Active Melbourne Restricted Youth 12 month	Annual	752.60	775.20	22.60	Non-Statutory
Libraries Recreation and Waterways	All Sport Ground Hire (PER DAY) Except Turf Cricket	Per Day	112.00	115.40	3.40	Non-Statutory
Libraries Recreation and Waterways	Community Recreation Facilities: Membership: Club 3-month Insurance / Rehab	Each	366.00	377.00	11.00	Non-Statutory
Libraries Recreation and Waterways	The Hub @ Docklands: Facility Hire: The Cinema Room per hour Commercial rate	Per Hour	44.00	45.40	1.40	Non-Statutory
Libraries Recreation and Waterways	The Hub @ Docklands: Facility Hire: The Atrium per hour Commercial rate	Per Hour	62.60	64.50	1.90	Non-Statutory
Libraries Recreation and Waterways	Community Recreation Facilities: Aquatic Education 45-minute lesson	Each	26.20	27.00	0.80	Non-Statutory
Libraries Recreation and Waterways	Royal Park Golf Equipment Hire-Golf Buggy	Each	6.10	6.30	0.20	Non-Statutory
Libraries Recreation and Waterways	Royal Park Golf Equipment Hire - Golf Cart-9 holes	Each	30.80	31.80	1.00	Non-Statutory
Libraries Recreation and Waterways	Community Recreation Facilities: Aquatic Education 60-minute lesson	Each	28.20	29.10	0.90	Non-Statutory

Budget
2026-27

Branch Description	Name of Product or Service	Unit of Measure Description	2025/26 Fee Inc GST	2026/27 Fee Inc GST	Fee Increase / (Decrease) $	Basis of Fees
Libraries Recreation and Waterways	Community Recreation Facilities: Memberships: Active Melbourne Student 12 month	Per Annum	1,135.40	1,169.50	34.10	Non-Statutory
Libraries Recreation and Waterways	Community Recreation Facilities: Memberships: Active Melbourne Student Fortnightly DD	Per Fortnight	43.80	45.20	1.40	Non-Statutory
Libraries Recreation and Waterways	Community Recreation Facilities: Memberships: Active Melbourne Restricted Youth fortnightly DD	Per Fortnight	29.00	29.90	0.90	Non-Statutory
Libraries Recreation and Waterways	Community Recreation Facilities: Memberships: Active Melbourne Aquatic Insurance/rehab - 3 month (SSS / locker)	Each	338.30	348.50	10.20	Non-Statutory
Libraries Recreation and Waterways	Community Recreation Facilities: Aquatic Education Schools Entry fee per child per day	Each	4.10	4.30	0.20	Statutory
Libraries Recreation and Waterways	Community Recreation Facilities: Spectator Entry - Pool and Stadium	Each	4.10	4.30	0.20	Non-Statutory
Libraries Recreation and Waterways	Community Recreation Facilities: forfeit fee (more than 24 hours' notice)	Each	80.80	83.30	2.50	Non-Statutory
Libraries Recreation and Waterways	Community Recreation Facilities: Memberships: Pryme / Concession / Youth 3 month	Each	246.90	254.40	7.50	Non-Statutory
Libraries Recreation and Waterways	Community Recreation Facilities: Corporate Guest Visit: 76 - 150 visits per year	Per Visit	11.00	11.40	0.40	Non-Statutory
Libraries Recreation and Waterways	Community Recreation Facilities: Memberships: Active Melbourne Workforce Wellness	Per Fortnight	43.80	45.20	1.40	Non-Statutory
Libraries Recreation and Waterways	Yarra's Edge: Community Space: Foyer-Commercial	Per Hour	27.50	28.40	0.90	Non-Statutory
Libraries Recreation and Waterways	Yarra's Edge: Community Space: Foyer-Community	Per Hour	5.50	5.70	0.20	Non-Statutory
Libraries Recreation and Waterways	Community Recreation Facilities - Event Entry	Each	11.80	12.20	0.40	Non-Statutory

Branch Description	Name of Product or Service	Unit of Measure Description	2025/26 Fee Inc GST	2026/27 Fee Inc GST	Fee Increase / (Decrease) $	Basis of Fees
Libraries Recreation and Waterways	The Hub @ Docklands: Atrium - Concession Rate	Per Hour	31.30	32.30	1.00	Non-Statutory
Libraries Recreation and Waterways	The Hub @ Docklands: Long room - Concession Rate	Per Hour	11.30	11.70	0.40	Non-Statutory
Libraries Recreation and Waterways	Royal Park Golf Course Direct Debit Membership - Access 7 Days a week	Per Fortnight	40.00	41.20	1.20	Non-Statutory
Libraries Recreation and Waterways	Community Recreation Facilities: Promotion: 21 days of access to gym / swim / group fitness for $10 promotion	Each	10.00	10.30	0.30	Non-Statutory
Libraries Recreation and Waterways	Community Recreation Facilities: Private Swim Lesson One on Two 30 Minute Session - Member	Each	31.30	32.30	1.00	Non-Statutory
Libraries Recreation and Waterways	The Hub @ Docklands: Small Office: Storage Room: Commercial	Per Hour	50.30	51.90	1.60	Non-Statutory
Libraries Recreation and Waterways	Community Recreation Facilities: Pool Hire Community rate	Per Hour	42.80	44.10	1.30	Non-Statutory
Libraries Recreation and Waterways	Royal Park Golf Equipment Hire - Golf Cart - 18 holes	Each	46.20	47.60	1.40	Non-Statutory
Libraries Recreation and Waterways	Community Recreation Facilities: Memberships: Active Melbourne Membership Pilates / Reformer access DD	Per Fortnight	28.00	28.90	0.90	Non-Statutory
Libraries Recreation and Waterways	Community Recreation Facilities: Aquatic Education (30-minute lesson) Concession Rate	Each	14.70	15.20	0.50	Non-Statutory
Libraries Recreation and Waterways	Community Recreation Facilities: Aquatic Education (45-minute lesson) Concession Rate	Each	18.35	19.00	0.65	Non-Statutory
Libraries Recreation and Waterways	Community Recreation Facilities: Aquatic Education (60-minute lesson) Concession Rate	Each	19.75	20.40	0.65	Non-Statutory
Libraries Recreation and Waterways	Community Recreation Facilities: Memberships: Aquatic Education Access DD	Per Fortnight	10.50	10.90	0.40	Non-Statutory

Budget
2026-27

Branch Description	Name of Product or Service	Unit of Measure Description	2025/26 Fee Inc GST	2026/27 Fee Inc GST	Fee Increase / (Decrease) $	Basis of Fees
Libraries Recreation and Waterways	Royal Park Golf Course Direct Debit Membership - Access 5 Days a week - Concession	Per Fortnight	29.00	29.90	0.90	Non-Statutory
Libraries Recreation and Waterways	Royal Park Golf Course Direct Debit Membership - Access 7 Days a week - Concession	Per Fortnight	39.00	40.20	1.20	Non-Statutory
Libraries Recreation and Waterways	City Baths: Mikvah Bath Hire	Each	25.70	26.50	0.80	Non-Statutory
Libraries Recreation and Waterways	City Baths: Racquet Hire	Each	10.50	10.90	0.40	Non-Statutory
Libraries Recreation and Waterways	City Baths: Squash Court Hire - 30 Minutes off peak	Each	14.70	15.20	0.50	Non-Statutory
Libraries Recreation and Waterways	City Baths: Private Swim Lesson: One on One 45 Minute Session	Each	85.70	88.30	2.60	Non-Statutory
Libraries Recreation and Waterways	City Baths: Squash Casual Entry (Non-Members playing with member during Off-Peak / member access times)	Each	6.10	6.30	0.20	Non-Statutory
Libraries Recreation and Waterways	Community Recreation Facilities: Memberships: City of Melbourne trial	Each	29.80	30.70	0.90	Non-Statutory
Libraries Recreation and Waterways	Community Recreation Facilities: Memberships: Aquatic 12 month	Per Annum	1,017.70	1,048.30	30.60	Non-Statutory
Libraries Recreation and Waterways	Community Recreation Facilities: Memberships: Aquatic Fortnightly Debit	Per Fortnight	39.20	40.40	1.20	Non-Statutory
Libraries Recreation and Waterways	City Baths: Group Fitness Instructor Hire Per Hour	Per Hour	142.70	147.00	4.30	Non-Statutory
Libraries Recreation and Waterways	City Baths: Small Pool Hire Per Hour	Per Hour	64.60	66.60	2.00	Non-Statutory
Libraries Recreation and Waterways	Community Recreation Facilities: Aquatic Education Teacher Hire Per Hour	Per Hour	77.00	79.40	2.40	Non-Statutory

Branch Description	Name of Product or Service	Unit of Measure Description	2025/26 Fee Inc GST	2026/27 Fee Inc GST	Fee Increase / (Decrease) $	Basis of Fees
Libraries Recreation and Waterways	City Baths: Club Guest - Multi Visits: Adult Gymnasium / Group Fitness SSS&L - 20 visit Pass	Per Pass	516.10	531.60	15.50	Non-Statutory
Libraries Recreation and Waterways	City Baths: Club Guest - Multi Visits: Concession Gymnasium / Group Fitness SSS&L - 20 visit Pass	Per Pass	309.80	319.10	9.30	Non-Statutory
Libraries Recreation and Waterways	City Baths: Club Guest - Multi Visits: Student Gymnasium / Group Fitness SSS&L - 20 visit Pass	Per Pass	413.00	425.40	12.40	Non-Statutory
Libraries Recreation and Waterways	City Baths: Swim Spa Sauna Multi Visit Passes: Adult 20 visit Pass	Per Pass	322.50	332.20	9.70	Non-Statutory
Libraries Recreation and Waterways	City Baths: Swim Spa Sauna Multi Visit Passes: Concession 20 visit Pass	Per Pass	189.70	195.40	5.70	Non-Statutory
Libraries Recreation and Waterways	City Baths: Swim Spa Sauna Multi Visit Passes: Student 20 visit Pass	Per Pass	265.50	273.50	8.00	Non-Statutory
Libraries Recreation and Waterways	City Baths: Club Guest: Fitness Testing, Program Start & 10th Work Out Review	Per Session	131.60	135.60	4.00	Non-Statutory
Libraries Recreation and Waterways	City Baths: Private Swim Lesson: One on One 30 Minute Session	Per Session	67.70	69.80	2.10	Non-Statutory
Libraries Recreation and Waterways	City Baths: Private Swim Lesson: One on One 60 Minute Session	Per Session	94.30	97.20	2.90	Non-Statutory
Libraries Recreation and Waterways	City Baths: Club Guest - Adult (Gym / Group Fitness / Locker & Swim Spa Sauna)	Each	27.30	28.20	0.90	Non-Statutory
Libraries Recreation and Waterways	City Baths: Club Guest - Concession (Gym / Group Fitness / Locker & Swim Spa Sauna)	Each	16.40	16.90	0.50	Non-Statutory
Libraries Recreation and Waterways	City Baths: Swim Spa Sauna: Adult	Per Visit	17.00	17.60	0.60	Non-Statutory
Libraries Recreation and Waterways	City Baths: Swim Spa Sauna: Concession	Per Visit	10.00	10.30	0.30	Non-Statutory

Budget
2026-27

Branch Description	Name of Product or Service	Unit of Measure Description	2025/26 Fee Inc GST	2026/27 Fee Inc GST	Fee Increase / (Decrease) $	Basis of Fees
Libraries Recreation and Waterways	City Baths: Swim Spa Sauna: Student	Per Visit	14.00	14.50	0.50	Non-Statutory
Libraries Recreation and Waterways	City Baths: Club Guest - Student (Gym / Group Fitness / Locker & Swim Spa Sauna)	Each	21.80	22.50	0.70	Non-Statutory
Libraries Recreation and Waterways	Community Recreation Facilities: Corporate Memberships: 1,501 – 2,000 visits	Per Visit	10.00	10.30	0.30	Non-Statutory
Libraries Recreation and Waterways	Community Recreation Facilities: Corporate Memberships: 501 – 1,000 visits	Per Visit	11.30	11.70	0.40	Non-Statutory
Libraries Recreation and Waterways	Community Recreation Facilities: Corporate Memberships: Up to 100 visits 75 visits	Per Visit	13.30	13.70	0.40	Non-Statutory
Libraries Recreation and Waterways	Community Recreation Facilities: Corporate Memberships: Up to 251 - 500 visits	Per Visit	11.70	12.10	0.40	Non-Statutory
Libraries Recreation and Waterways	City Baths: Personal Training Licence Fee	Per Month	468.70	482.80	14.10	Non-Statutory
Libraries Recreation and Waterways	Harbour View Meeting Room	Per Day	770.00	793.10	23.10	Non-Statutory
Libraries Recreation and Waterways	Harbour View Meeting Room	Per Hour	250.00	257.50	7.50	Non-Statutory
Libraries Recreation and Waterways	Harbour View Meeting Room (Industry Partners)	4 Hour Session	150.00	154.50	4.50	Non-Statutory
Libraries Recreation and Waterways	Berthing Rates: Leased Berth Sublicence 12m Annual (pro rata min 3 months)	Annual	8,500.00	8,755.00	255.00	Non-Statutory
Libraries Recreation and Waterways	Berthing Rates: Leased Berth Sublicence 13m Annual (pro rata min 3 months)	Annual	9,100.00	9,373.00	273.00	Non-Statutory
Libraries Recreation and Waterways	Berthing Rates: Leased Berth Sublicence 14m Annual (pro rata min 3 months)	Annual	9,600.00	9,888.00	288.00	Non-Statutory

Branch Description	Name of Product or Service	Unit of Measure Description	2025/26 Fee Inc GST	2026/27 Fee Inc GST	Fee Increase / (Decrease) $	Basis of Fees
Libraries Recreation and Waterways	Berthing Rates: Leased Berth Sublicence 15m Annual (pro rata min 3 months)	Annual	10,100.00	10,403.00	303.00	Non-Statutory
Libraries Recreation and Waterways	Berthing Rates: Leased Berth Sublicence 18m Annual (pro rata min 3 months)	Annual	15,000.00	15,450.00	450.00	Non-Statutory
Libraries Recreation and Waterways	Commercial Berthing Permit minimum flag fall	Each	100.00	103.00	3.00	Non-Statutory
Libraries Recreation and Waterways	Berthing Rates: Waste Oil Removal (general)	Per Litre	10.00	10.30	0.30	Non-Statutory
Libraries Recreation and Waterways	Berthing Rates: Waste Oil Removal for unknown type	Per Litre	15.00	15.50	0.50	Non-Statutory
Libraries Recreation and Waterways	Commercial Berthing - Long Term (Licence)	Per Meter Per Annum	950.00	978.50	28.50	Non-Statutory
Libraries Recreation and Waterways	Commercial Berthing Permit - Short Term (pro rata)	Per Meter Per Annum	1,880.00	1,936.40	56.40	Non-Statutory
Libraries Recreation and Waterways	Commercial Berthing - Long Term (Licence) Australia Wharf	Per Meter Per Annum	750.00	772.50	22.50	Non-Statutory
Libraries Recreation and Waterways	Berthing Rates: Visitor overnight 20.1 to 25 metres NYE, Australia Day, Easter (long weekend)	Per Night	370.00	381.10	11.10	Non-Statutory
Libraries Recreation and Waterways	Berthing Rates: Visitor overnight 20.1 to 25 metres Peak Season (Friday, Saturday)	Per Night	140.00	144.20	4.20	Non-Statutory
Libraries Recreation and Waterways	Berthing Rates: Visitor overnight 6.1 to 12 metres Peak Season (Friday, Saturday)	Per Night	70.00	72.10	2.10	Non-Statutory
Libraries Recreation and Waterways	Berthing Rates: Visitor overnight for vessels 15.1 to 20 metres Peak Season (Friday, Saturday)	Per Night	110.00	113.30	3.30	Non-Statutory
Libraries Recreation and Waterways	Melbourne City Marina - 28 Visitor berths East and West arms except for public holidays	Per Night	1,650.00	1,699.50	49.50	Non-Statutory

Budget
2026-27

Branch Description	Name of Product or Service	Unit of Measure Description	2025/26 Fee Inc GST	2026/27 Fee Inc GST	Fee Increase / (Decrease) $	Basis of Fees
Libraries Recreation and Waterways	Melbourne City Marina - half marina (one visitors' arm only) except for public holidays	Per Night	1,000.00	1,030.00	30.00	Non-Statutory
Libraries Recreation and Waterways	Berthing Rates: Visitor overnight 15.1 to 20 metres NYE, Australia Day, Easter (long weekend)	Per Night	295.00	303.90	8.90	Non-Statutory
Libraries Recreation and Waterways	Berthing Rates: Visitor overnight 12.1 to 15 metres Peak Season (Friday, Saturday)	Per Night	90.00	92.70	2.70	Non-Statutory
Libraries Recreation and Waterways	Berthing Rates: Visitor overnight vessels less than 6 metres Peak Season (Friday, Saturday)	Per Night	50.00	51.50	1.50	Non-Statutory
Libraries Recreation and Waterways	Berthing Rates: Visitor overnight 12.1 to 15 metres NYE, Australia Day, Easter (long weekend)	Per Night	230.00	236.90	6.90	Non-Statutory
Libraries Recreation and Waterways	Berthing Rates: Visitor overnight 6.1 to 12 metres NYE, Australia Day, Easter (long weekend)	Per Night	200.00	206.00	6.00	Non-Statutory
Libraries Recreation and Waterways	Berthing Rates: Visitor overnight less than 6 metres NYE, Australia Day, Easter (long weekend)	Per Night	120.00	123.60	3.60	Non-Statutory
Libraries Recreation and Waterways	Berthing Rates: Overnight for vessels more than 35.1 metres Standard	Per Night	20.00	20.60	0.60	Non-Statutory
Libraries Recreation and Waterways	Berthing Rates: Overnight for vessels more than 25.1 metres Low Season	Per Night	6.50	6.70	0.20	Non-Statutory
Libraries Recreation and Waterways	Berthing Rates: Overnight for vessels 30.1 to 35 metres Standard	Per Night	15.00	15.50	0.50	Non-Statutory
Libraries Recreation and Waterways	Berthing Rates: Overnight for vessels 25.1 to 30 metres Standard	Per Night	10.00	10.30	0.30	Non-Statutory
Libraries Recreation and Waterways	Berthing Rates: Power on charge	Per KWH	0.40	0.50	0.10	Non-Statutory
Libraries Recreation and Waterways	Working Berth minimum Flag Fall	Per Session	600.00	618.00	18.00	Non-Statutory

Branch Description	Name of Product or Service	Unit of Measure Description	2025/26 Fee Inc GST	2026/27 Fee Inc GST	Fee Increase / (Decrease) $	Basis of Fees
Libraries Recreation and Waterways	Marina Lounge	Per Session	4,000.00	4,120.00	120.00	Non-Statutory
Libraries Recreation and Waterways	Berthing Rates: Fuelling Charge for vessels without berthing agreement	Per Session	1,000.00	1,030.00	30.00	Non-Statutory
Libraries Recreation and Waterways	Access Control: Marina and facilities	Each	40.00	41.20	1.20	Non-Statutory
Libraries Recreation and Waterways	Access Control: Bluetooth licence - Marina and facilities	Each	20.00	20.60	0.60	Non-Statutory
Libraries Recreation and Waterways	Boating Hub: Toilet access	Annual	280.00	288.40	8.40	Non-Statutory
Libraries Recreation and Waterways	Marina Lounge - New Quay Marina membership per berth	Annual	500.00	515.00	15.00	Non-Statutory
Libraries Recreation and Waterways	Berthing Rates: Leased Berth Sublicence 20m Annual (pro rata min 3 months)	Annual	19,500.00	20,085.00	585.00	Non-Statutory
Libraries Recreation and Waterways	Berthing Rates: Leased Berth Sublicence 22m Annual (pro rata min 3 months)	Annual	23,000.00	23,690.00	690.00	Non-Statutory
Libraries Recreation and Waterways	Marina Lounge	Per Session	50.00	51.50	1.50	Non-Statutory
Libraries Recreation and Waterways	Berthing Rates: Visitor day visit	Per Night	25.00	25.80	0.80	Non-Statutory
Community Wellbeing	Child Care: Child Care - Long Day Care	Per Day	155.00	159.70	4.70	Non-Statutory
Community Wellbeing	Child Care: Child Care - Long Day Care	Full Time Care (Per Week)	726.00	747.80	21.80	Non-Statutory
Community Wellbeing	Family Services: Boostrix Vaccine	Each	60.00	61.80	1.80	Non-Statutory
Community Wellbeing	Family Services: Varicella Vaccine	Each	70.00	72.10	2.10	Non-Statutory
Community Wellbeing	Family Services: Flu vaccine	Each	23.00	23.70	0.70	Non-Statutory

Budget
2026-27

Branch Description	Name of Product or Service	Unit of Measure Description	2025/26 Fee Inc GST	2026/27 Fee Inc GST	Fee Increase / (Decrease) $	Basis of Fees
Community Wellbeing	Family Services: Meningococcal ACWY vaccine	Each	80.00	82.40	2.40	Non-Statutory
Community Wellbeing	Family Services: Vaccine Meningococcal B	Each	150.00	154.50	4.50	Non-Statutory
Community Wellbeing	Ageing and Inclusion centre meals	Per Meal	9.20	9.50	0.30	Non-Statutory
Community Wellbeing	Food Act Premises Alterations Fee - Class 3 / 3a Premises - Medium	Per Application	410.00	422.30	12.30	Non-Statutory
Community Wellbeing	Food Act Premises Alterations Fee - Class 3 / 3a Premises - Small	Per Application	350.00	360.50	10.50	Non-Statutory
Community Wellbeing	Food Act Premises Alterations Fee - Class 3 Vending Machine Registration	Per Application	215.00	221.50	6.50	Non-Statutory
Community Wellbeing	Food Act Premises Alterations Fee - Priority Service (5 working day turnaround)	Per Application	355.00	365.70	10.70	Non-Statutory
Community Wellbeing	Food Act Property Enquiry - Food Act Registration	Per Application	320.00	329.60	9.60	Non-Statutory
Community Wellbeing	Food Act Registration Change of Ownership - Class 1 and 2 Premises - Medium	Per Application	890.00	916.70	26.70	Non-Statutory
Community Wellbeing	Food Act Registration Change of Ownership - Class 1 and 2 Premises - Large	Per Application	1,030.00	1,060.90	30.90	Non-Statutory
Community Wellbeing	Food Act Registration Change of Ownership - Class 1 and 2 Premises - Small	Per Application	820.00	844.60	24.60	Non-Statutory
Community Wellbeing	Food Act Registration Change of Ownership - Class 3 / 3a Mobile Food Premises / Vehicle	Per Application	430.00	442.90	12.90	Non-Statutory
Community Wellbeing	Food Act Registration Change of Ownership - Class 3 / 3a Premises - Large	Per Application	900.00	927.00	27.00	Non-Statutory
Community Wellbeing	Food Act Registration Change of Ownership - Class 3 / 3a Premises - Medium	Per Application	820.00	844.60	24.60	Non-Statutory
Community Wellbeing	Food Act Registration Change of Ownership - Class 3 / 3a Premises - Small	Per Application	710.00	731.30	21.30	Non-Statutory
Community Wellbeing	Food Act Registration - Class 2 Temporary Food Premises (Quarter Registration)	Per Registration	280.00	288.40	8.40	Non-Statutory
Community Wellbeing	Food Act Registration / Renewal / Shared Kitchens - Class 1 and 2 Premises - Large	Per Registration	1,030.00	1,060.90	30.90	Non-Statutory
Community Wellbeing	Food Act Registration / Renewal / Shared Kitchens - Class 1 and 2 Premises - Medium	Per Registration	890.00	916.70	26.70	Non-Statutory
Community Wellbeing	Food Act Registration / Renewal / Shared Kitchens - Class 1 and 2 Premises - Small	Per Registration	820.00	844.60	24.60	Non-Statutory

Branch Description	Name of Product or Service	Unit of Measure Description	2025/26 Fee Inc GST	2026/27 Fee Inc GST	Fee Increase / (Decrease) $	Basis of Fees
Community Wellbeing	Food Act Registration / Renewal - Class 2 Temporary Food Premises (Annual Registration)	Per Registration	370.00	381.10	11.10	Non-Statutory
Community Wellbeing	Food Act Registration / Renewal - Class 2 Mobile Food Premises / Vehicle	Per Application	490.00	504.70	14.70	Non-Statutory
Community Wellbeing	Food Act Registration / Renewal - Class 2 Vending Machine Registration	Per Application	490.00	504.70	14.70	Non-Statutory
Community Wellbeing	Food Act Registration / Renewal - Class 3 Temporary Stall (Quarter Registration)	Per Registration	210.00	216.30	6.30	Non-Statutory
Community Wellbeing	Food Act Registration / Renewal - Class 3 Temporary Stall (Week Registration)	Per Registration	160.00	164.80	4.80	Non-Statutory
Community Wellbeing	Food Act Registration / Renewal - Class 3 Temporary Food Premises (Annual Registration)	Per Registration	310.00	319.30	9.30	Non-Statutory
Community Wellbeing	Food Act Registration / Renewal - Class 3 / 3a Mobile Food Premises / Vehicle	Per Application	430.00	442.90	12.90	Non-Statutory
Community Wellbeing	Food Act Registration / Renewal - Class 3 Premises - Fruit & Vegetable Stall Cutting	Per Registration	330.00	339.90	9.90	Non-Statutory
Community Wellbeing	Food Act Registration / Renewal / Shared Kitchens - Class 3 / 3a Premises - Large	Per Registration	900.00	927.00	27.00	Non-Statutory
Community Wellbeing	Food Act Registration / Renewal / Shared Kitchens- Class 3 / 3a Premises - Medium	Per Registration	820.00	844.60	24.60	Non-Statutory
Community Wellbeing	Food Act Registration / Renewal / Shared Kitchens - Class 3 / 3a Premises - Small	Per Registration	710.00	731.30	21.30	Non-Statutory
Community Wellbeing	Food Act Registration / Renewal - Class 3 Vending Machine Registration	Per Application	430.00	442.90	12.90	Non-Statutory
Community Wellbeing	Food Act Registration / Change of Ownership - Class 2 Mobile Food Premises / Vehicle	Per Application	490.00	504.70	14.70	Non-Statutory
Community Wellbeing	Food Act Registration / Transfer Change of Ownership - Class 2 Vending Machine Registration	Per Application	490.00	504.70	14.70	Non-Statutory
Community Wellbeing	Food Act Registration / Transfer Change of Ownership - Class 3 Vending Machine Registration	Per Application	430.00	442.90	12.90	Non-Statutory
Community Wellbeing	New Registration Prescribed Accommodation 4 - 10 beds - Jan to Mar	Per Registration	430.00	442.90	12.90	Non-Statutory
Community Wellbeing	Permits: Water Carrier	Per Application	310.00	319.30	9.30	Non-Statutory

Budget
2026-27

Branch Description	Name of Product or Service	Unit of Measure Description	2025/26 Fee Inc GST	2026/27 Fee Inc GST	Fee Increase / (Decrease) $	Basis of Fees
Community Wellbeing	Public Health & Wellbeing Act Premises, Personal Care & Body Art - Low & High Risk - New Registration - Jan to Mar	Per Registration	330.00	339.90	9.90	Non-Statutory
Community Wellbeing	Public Health & Wellbeing Act Premises, Renewal of Registration Fees, Personal Care & Body Art - Low & High Risk - Fixed Premises	Per Registration	330.00	339.90	9.90	Non-Statutory
Community Wellbeing	Public Health & Wellbeing Act Property Enquiry - Low & High Risk	Per Application	175.00	180.30	5.30	Non-Statutory
Community Wellbeing	Public Health & Wellbeing Act Property Enquiry - Prescribed Accommodation	Per Application	210.00	216.30	6.30	Non-Statutory
Community Wellbeing	Public Health & Wellbeing Act Premises Registration / Temporary Premises / Event Group Registrations	Per Registration	330.00	339.90	9.90	Non-Statutory
Community Wellbeing	Public Health & Wellbeing Act Hairdresser and / or Temporary Make-up Registration "one off" fee "on-going" (No Renewals)	Per Registration	330.00	339.90	9.90	Non-Statutory
Community Wellbeing	Public Health & Wellbeing Act Plans Assessment: Hairdresser, Skin Penetration, Beauty Parlour, Body Piercing, Tattooist and Colonic Irrigation	Per Application	290.00	298.70	8.70	Non-Statutory
Community Wellbeing	Public Health & Wellbeing Act Plans Assessment - Prescribed Accommodation	Per Application	340.00	350.20	10.20	Non-Statutory
Community Wellbeing	Public Health & Wellbeing Act Prescribed Accommodation Premises - Maximum Fee	Per Registration	2,110.00	2,173.30	63.30	Non-Statutory
Community Wellbeing	Public Health & Wellbeing Act Prescribed Accommodation Premises (Pro-rata): 11 - 15 beds - Apr to Jun	Per Registration	390.00	401.70	11.70	Non-Statutory
Community Wellbeing	Public Health & Wellbeing Act Prescribed Accommodation Premises (Pro-rata): 11 - 15 beds - Jan to Mar	Per Registration	480.00	494.40	14.40	Non-Statutory
Community Wellbeing	Public Health & Wellbeing Act Prescribed Accommodation Premises (Pro-rata): 11 - 15 beds - Jul to Dec	Per Registration	250.00	257.50	7.50	Non-Statutory
Community Wellbeing	Public Health & Wellbeing Act Prescribed Accommodation Premises (Pro-rata): 15-over beds - Apr to Jun	Per Registration	390.00	401.70	11.70	Non-Statutory
Community Wellbeing	Public Health & Wellbeing Act Prescribed Accommodation Premises (Pro-rata): 15-over beds - Jan to Mar	Per Registration	480.00	494.40	14.40	Non-Statutory

Branch Description	Name of Product or Service	Unit of Measure Description	2025/26 Fee Inc GST	2026/27 Fee Inc GST	Fee Increase / (Decrease) $	Basis of Fees
Community Wellbeing	Public Health & Wellbeing Act Prescribed Accommodation Premises (Pro-rata): 15-over beds - Jul to Dec	Per Registration	250.00	257.50	7.50	Non-Statutory
Community Wellbeing	Public Health & Wellbeing Act Prescribed Accommodation Premises (Pro-rata): 4 - 10 beds - Apr to Jun	Per Registration	330.00	339.90	9.90	Non-Statutory
Community Wellbeing	Public Health & Wellbeing Act Prescribed Accommodation Premises (Pro-rata): 4 - 10 beds - Jul to Dec	Per Registration	220.00	226.60	6.60	Non-Statutory
Community Wellbeing	Public Health & Wellbeing Act Registration Transfer - Health Act Registration Transfer - Low & High Risk	Per Application	165.00	170.00	5.00	Non-Statutory
Community Wellbeing	Public Health & Wellbeing Act Registration Transfer - Health Act Registration Transfer Prescribed Accommodation - 11 - 15 beds	Per Application	240.00	247.20	7.20	Non-Statutory
Community Wellbeing	Public Health & Wellbeing Act Registration Transfer - Health Act Registration Transfer Prescribed Accommodation - 15-over beds	Per Application	240.00	247.20	7.20	Non-Statutory
Community Wellbeing	Public Health & Wellbeing Act Registration Transfer - Health Act Registration Transfer Prescribed Accommodation - 4 - 10 beds	Per Registration	215.00	221.50	6.50	Non-Statutory
Community Wellbeing	Public Health & Wellbeing Act Renewal - Health Act Renewal Prescribed Accommodation - 11 - 15 beds	Per Registration	480.00	494.40	14.40	Non-Statutory
Community Wellbeing	Public Health & Wellbeing Act Renewal - Health Act Renewal Prescribed Accommodation - 15-over beds	Per Registration	480.00	494.40	14.40	Non-Statutory
Community Wellbeing	Public Health & Wellbeing Act Renewal - Health Act Renewal Prescribed Accommodation - 4 - 10 beds	Per Registration	430.00	442.90	12.90	Non-Statutory
Community Wellbeing	Food Act / Public Health & Wellbeing Act - Additional onsite assessment e.g. additional pre final / final inspection, property enquiry, follow up temporary food premises and any additional inspections which may be required	Per Hour	180.00	185.40	5.40	Non-Statutory
Community Wellbeing	Food Act Registration - Class 2 Temporary Food Premises (Week Registration)	Per Registration	180.00	185.40	5.40	Non-Statutory

Budget
2026-27

Branch Description	Name of Product or Service	Unit of Measure Description	2025/26 Fee Inc GST	2026/27 Fee Inc GST	Fee Increase / (Decrease) $	Basis of Fees
Community Wellbeing	Food Act Premises Alterations Fee - Class 3 Premises - Fruit & Vegetable Stall Cutting	Per Application	165.00	170.00	5.00	Non-Statutory
Community Wellbeing	Food Act Registration Change of Ownership - Class 3 Premises - Fruit & Vegetable Stall Cutting	Per Application	330.00	339.90	9.90	Non-Statutory
Community Wellbeing	Public Health & Wellbeing Act Premises, Personal Care & Body Art - Low & High Risk - New Registration - Apr to June	Per Registration	240.00	247.20	7.20	Non-Statutory
Community Wellbeing	Public Health & Wellbeing Act Premises, Personal Care & Body Art - Low & High Risk - New Registration - Jul to Dec	Per Registration	170.00	175.10	5.10	Non-Statutory
Community Wellbeing	Public Health & Wellbeing Act Premises - Event Group Registrations for Each Additional Business	Per Registration	60.00	61.80	1.80	Non-Statutory
Community Wellbeing	Public Health & Wellbeing Act Prescribed Accommodation Premises (Pro-rata): Every bed over 15 (maximum fee $2,110) - Apr to Jun	Per Bed	8.00	8.30	0.30	Non-Statutory
Community Wellbeing	Public Health & Wellbeing Act Prescribed Accommodation Premises (Pro-rata): Every bed over 15 (maximum fee $2,110) - Jan to Mar	Per Bed	11.00	11.40	0.40	Non-Statutory
Community Wellbeing	Public Health & Wellbeing Act Prescribed Accommodation Premises (Pro-rata): Every bed over 15 (maximum fee $2,110) - Jul to Dec	Per Bed	6.00	6.20	0.20	Non-Statutory
Community Wellbeing	Public Health & Wellbeing Act Renewal: Health Act Renewal / Prescribed Accommodation: Every bed over 15 (maximum fee $2,110)	Per Bed	11.00	11.40	0.40	Non-Statutory
Community Wellbeing	Water Carrier Permit / Transfer	Per Application	155.00	159.70	4.70	Non-Statutory
Community Wellbeing	Each Temporary Stall linked to Food Act Registration / Renewal Fixed Premises - Class 2 (Annual Registration)	Per Application	180.00	185.40	5.40	Non-Statutory
Community Wellbeing	Each Temporary Stall linked to Food Act Registration / Renewal Fixed Premises - Class 3 (Annual Registration)	Per Application	150.00	154.50	4.50	Non-Statutory
Community Wellbeing	Food Act New Premises Registration / Mobile Food Premises - Class 2 Premises	Per Registration	820.00	844.60	24.60	Non-Statutory

Branch Description	Name of Product or Service	Unit of Measure Description	2025/26 Fee Inc GST	2026/27 Fee Inc GST	Fee Increase / (Decrease) $	Basis of Fees
Community Wellbeing	Food Act New Premises Registration / Mobile Food Premises - Class 3 / 3a Premises	Per Registration	720.00	741.60	21.60	Non-Statutory
Community Wellbeing	Food Act New Premises Registration - Class 1 and 2 Premises - Large	Per Registration	1,970.00	2,029.10	59.10	Non-Statutory
Community Wellbeing	Food Act New Premises Registration - Class 1 and 2 Premises - Medium	Per Registration	1,420.00	1,462.60	42.60	Non-Statutory
Community Wellbeing	Food Act New Premises Registration - Class 1 and 2 Premises - Small	Per Registration	1,100.00	1,133.00	33.00	Non-Statutory
Community Wellbeing	Food Act New Premises Registration - Class 3 / 3a Premises - Large	Per Registration	1,860.00	1,915.80	55.80	Non-Statutory
Community Wellbeing	Food Act New Premises Registration - Class 3 / 3a Premises - Medium	Per Registration	1,350.00	1,390.50	40.50	Non-Statutory
Community Wellbeing	Food Act New Premises Registration - Class 3 / 3a Premises - Small	Per Registration	1,000.00	1,030.00	30.00	Non-Statutory
Community Wellbeing	Food Act New Premises Registration - Priority Service (5 working day turnaround)	Per Registration	355.00	365.70	10.70	Non-Statutory
Community Wellbeing	Food Act Premises Alterations Fee - Class 1 and 2 Premises - Large	Per Application	515.00	530.50	15.50	Non-Statutory
Community Wellbeing	Food Act Premises Alterations Fee - Class 1 and 2 Premises - Medium	Per Application	445.00	458.40	13.40	Non-Statutory
Community Wellbeing	Food Act Premises Alterations Fee - Class 1 and 2 Premises - Small	Per Application	410.00	422.30	12.30	Non-Statutory
Community Wellbeing	Food Act Premises Alterations Fee - Class 2 Mobile Food Premises / Vehicle	Per Application	245.00	252.40	7.40	Non-Statutory
Community Wellbeing	Food Act Premises Alterations Fee - Class 2 Vending Machine Registration	Per Application	245.00	252.40	7.40	Non-Statutory
Community Wellbeing	Food Act Premises Alterations Fee - Class 3 / 3a Mobile Food Premises / Vehicle	Per Application	215.00	221.50	6.50	Non-Statutory
Community Wellbeing	Food Act Premises Alterations Fee - Class 3 / 3a Premises - Large	Per Application	450.00	463.50	13.50	Non-Statutory
Community Wellbeing	Food Act Property Enquiry - Priority Service (5 working day turnaround)	Per Application	640.00	659.20	19.20	Non-Statutory
Community Wellbeing	Public Health & Wellbeing Act Hairdressing and / or Temporary Make-up Registration ongoing (No Renewals)	Per Application	330.00	339.90	9.90	Non-Statutory

Budget
2026-27

Branch Description	Name of Product or Service	Unit of Measure Description	2025/26 Fee Inc GST	2026/27 Fee Inc GST	Fee Increase / (Decrease) $	Basis of Fees
Community Wellbeing	Public Health & Wellbeing Act Property Enquiry - Low & High Risk - Priority Service (5 working day turnaround)	Per Application	350.00	360.50	10.50	Non-Statutory
Community Wellbeing	Public Health & Wellbeing Act, Property Enquiry - Prescribed Accommodation - Priority Service (5 working day turnaround)	Per Application	420.00	432.60	12.60	Non-Statutory
Community Wellbeing	Food Act New Premises Registration / Home Based Retailer Food - Class 2	Per Application	850.00	875.50	25.50	Non-Statutory
Community Wellbeing	Food Act New Premises Registration / Home Based Retailer Food - Class 3 / 3a	Per Application	740.00	762.20	22.20	Non-Statutory
Community Wellbeing	Food Act - Renewal / Home Based Retailer Food - Class 2	Per Application	500.00	515.00	15.00	Non-Statutory
Community Wellbeing	Food Act - Renewal / Home Based Retailer Food - Class 3 / 3a	Per Application	440.00	453.20	13.20	Non-Statutory
Community Wellbeing	Food Act New Premises Registration / Short Term Registration - Class 2	Per Application	850.00	875.50	25.50	Non-Statutory
Community Wellbeing	Food Act New Premises Registration / Short Term Registration - Class 3 / 3a	Per Application	740.00	762.20	22.20	Non-Statutory
Community Wellbeing	Food Act - Re-Inspection Fee - Small	Per Application	840.00	865.20	25.20	Non-Statutory
Community Wellbeing	Food Act - Re-Inspection Fee - Medium	Per Application	910.00	937.30	27.30	Non-Statutory
Community Wellbeing	Food Act - Re-Inspection Fee - Large	Per Application	1,040.00	1,071.20	31.20	Non-Statutory
Community Wellbeing	Temporary Food Premises - Event Group Registration (1st Application)	Per Application	370.00	381.10	11.10	Non-Statutory
Community Wellbeing	Each Additional Class 2 - Temporary Food Premises	Per Application	140.00	144.20	4.20	Non-Statutory
Community Wellbeing	Each Additional Class 3 - Temporary Food Premises	Per Application	120.00	123.60	3.60	Non-Statutory
Community Wellbeing	Public Health & Wellbeing Act Plans Assessment / Priority Service - Personal Care & Body Art - Low & High Risk Premises (5 working day turnaround)	Per Application	580.00	597.40	17.40	Non-Statutory
Community Wellbeing	New registration Aquatic Facility Category 1	Per Application	310.00	319.30	9.30	Non-Statutory
Community Wellbeing	Public Health & Wellbeing Act Plans Assessment - Prescribed Accommodation / Priority Service (5 working day turnaround)	Per Application	680.00	700.40	20.40	Non-Statutory
Community Wellbeing	Transfer Aquatic Facility Category 1	Per Application	150.00	154.50	4.50	Non-Statutory
Community Wellbeing	Application to Install a Septic Tank	Per Application	822.00	844.50	22.50	Statutory

Branch Description	Name of Product or Service	Unit of Measure Description	2025/26 Fee Inc GST	2026/27 Fee Inc GST	Fee Increase / (Decrease) $	Basis of Fees
Community Wellbeing	Application to Install a Septic Tank (Major)	Per Application	822.00	844.50	22.50	Statutory
Community Wellbeing	Application to Alter a Septic Tank (Minor)	Per Application	626.00	642.40	16.40	Statutory
Parking Services	Car Park Charges: Council House car park fees Mon-Fri (3 - 3.5 Hours)	Per 1/2 Hour	46.00	55.00	9.00	Non-Statutory
Parking Services	Car Park Charges: Council House car park fees Mon-Fri (3.5 - 4 Hours)	Per 1/2 Hour	56.00	67.00	11.00	Non-Statutory
Parking Services	Car Park Charges: Council House car park fees Mon-Fri (Lost Ticket)	Max Per Day	66.00	79.00	13.00	Non-Statutory
Parking Services	Car Park Charges: Council House car park fees Sat-Sun (0.0 - 0.5 Hours)	Per 1/2 Hour	5.00	6.00	1.00	Non-Statutory
Parking Services	Car Park Charges: Council House car park fees Sat-Sun (0.5 - 1 Hours)	Per 1/2 Hour	10.00	12.00	2.00	Non-Statutory
Parking Services	Car Park Charges: Council House car park fees Sat-Sun (Lost Ticket)	Max Per Day	12.00	15.00	3.00	Non-Statutory
Parking Services	Parking meter fees: Inside CBD tariff area during peak period	Per Hour	7.00	7.30	0.30	Non-Statutory
Parking Services	Parking meter fees: Inside CBD tariff area during off-peak period	Per Hour	4.00	4.20	0.20	Non-Statutory
Parking Services	Parking meter fees: Outside CBD tariff area during peak period	Per Hour	4.00	4.20	0.20	Non-Statutory
Parking Services	Parking meter fees: Outside CBD tariff area during off-peak period	Per Hour	2.00	2.10	0.10	Non-Statutory
Parking Services	Car Park Charges: Elgin St Car Park Fees Mon-Sun Early Bird Offer	Per Hour	14.00	15.00	1.00	Non-Statutory
Parking Services	Parking meter fees: Melbourne Zoo car park: 5-hour space	Per 5 Hours	2.00	2.00	0.00	Non-Statutory
Parking Services	Parking meter fees: Outside CBD: All day	Per Hour	2.00	2.00	0.00	Non-Statutory
Parking Services	Car Park Charges: Elgin St Car Park Fees Mon-Sun (0 - 1hr)	Per Hour	5.00	6.00	1.00	Non-Statutory
Parking Services	Car Park Charges: Elgin St Car Park Fees (Night Rate)	Per Night	8.00	10.00	2.00	Non-Statutory
Parking Services	Car Park Charges: Elgin St Car Park Fees Mon-Sun (1 - 2hr)	Per Hour	7.00	9.00	2.00	Non-Statutory
Parking Services	Car Park Charges: Elgin St Car Park Fees Mon-Sun (2 - 3hr)	Per Hour	10.00	12.00	2.00	Non-Statutory
Parking Services	Car Park Charges: Elgin St Car Park Fees Mon-Sun (3 - 4hr)	Per Hour	12.00	15.00	3.00	Non-Statutory
Parking Services	Car Park Charges: Elgin St Car Park Fees Mon-Sun (4 - 5hr)	Per Hour	14.00	17.00	3.00	Non-Statutory
Parking Services	Car Park Charges: Elgin St Car Park Fees Mon-Sun (5 - 6hr)	Per Hour	15.00	18.00	3.00	Non-Statutory
Parking Services	Car Park Charges: Elgin St Car Park Fees Mon-Sun (Daily Maximum)	Max Per Day	18.00	22.00	4.00	Non-Statutory

Budget
2026-27

Branch Description	Name of Product or Service	Unit of Measure Description	2025/26 Fee Inc GST	2026/27 Fee Inc GST	Fee Increase / (Decrease) $	Basis of Fees
Parking Services	Car Park Charges: Council House car park fees (Night Rate)	Per Night	10.00	12.00	2.00	Non-Statutory
Parking Services	Car Park Charges: Council House car park fees Sat-Sun (Daily Maximum)	Max Per Day	12.00	15.00	3.00	Non-Statutory
Parking Services	Car Park Charges: Council House car park fees Mon-Fri (0 - 0.5 Hours)	Per 1/2 Hour	6.00	8.00	2.00	Non-Statutory
Parking Services	Car Park Charges: Council House car park fees Mon-Fri (Daily Maximum)	Max Per Day	66.00	79.00	13.00	Non-Statutory
Parking Services	Car Park Charges: Council House car park fees Mon-Fri (0.5 - 1 Hours)	Per 1/2 Hour	12.00	15.00	3.00	Non-Statutory
Parking Services	Car Park Charges: Council House car park fees Mon-Fri (1 - 1.5 Hours)	Per 1/2 Hour	18.00	22.00	4.00	Non-Statutory
Parking Services	Car Park Charges: Council House car park fees Mon-Fri (1.5 - 2 Hours)	Per 1/2 Hour	25.00	30.00	5.00	Non-Statutory
Parking Services	Car Park Charges: Council House car park fees Mon-Fri (2 - 2.5 Hours)	Per 1/2 Hour	30.00	36.00	6.00	Non-Statutory
Parking Services	Car Park Charges: Council House car park fees Mon-Fri (2.5 - 3 Hours)	Per 1/2 Hour	36.00	43.00	7.00	Non-Statutory
Parking Services	ASIC Directors' Search Fee	Min Rate	27.70	28.50	0.80	Statutory
Parking Services	ASIC Directors' Search Fee	Max Rate	96.10	98.70	2.60	Statutory
Parking Services	Witness Summons	Per Case	45.30	46.50	1.20	Statutory
Parking Services	Magistrates' Court Lodgement Cost	Single Infringement	95.50	98.10	2.60	Statutory
Parking Services	Magistrates' Court Lodgement Cost	Multi Infringement	144.00	148.00	4.00	Statutory
Parking Services	Enforcement Order Costs	Per Infringement	63.60	65.30	1.70	Statutory
Parking Services	Lodgement Fee	Per Infringement	87.30	89.70	2.40	Statutory
Parking Services	Penalty Reminder Notice Letter	Per Infringement	29.20	30.00	0.80	Statutory
Parking Services	VicRoads Extract of Ownership	Per Infringement	19.20	19.70	0.50	Statutory
Parking Services	Parking Fines - e.g. Expired Meters	Per Infringement	101.50	104.30	2.80	Statutory
Parking Services	Parking Fines - e.g. On a Clearway	Per Infringement	203.00	208.60	5.60	Statutory
Parking Services	Parking Fines - e.g. On a Footway	Per Infringement	122.00	125.40	3.40	Statutory

Branch Description	Name of Product or Service	Unit of Measure Description	2025/26 Fee Inc GST	2026/27 Fee Inc GST	Fee Increase / (Decrease) $	Basis of Fees
Parking Services	Provision of Enforcement Officers (Day Shift) at Special Events Normal Time	Per Hour	89.70	92.40	2.70	Non-Statutory
Parking Services	Provision of Enforcement Officers (Day Shift) at Special Events Overtime - Double Time	Per Hour	179.20	184.60	5.40	Non-Statutory
Parking Services	Provision of Enforcement Officers (Day Shift) at Special Events Overtime - Time and a Half	Per Hour	149.20	153.70	4.50	Non-Statutory
Parking Services	New Private Parking Agreement	Per Agreement	706.00	727.20	21.20	Non-Statutory
Parking Services	Renew Private Parking Agreement	Per Agreement	706.00	727.20	21.20	Non-Statutory
Parking Services	Release of Towaway Vehicles - Daily storage fees	Per Vehicle	21.10	21.80	0.70	Non-Statutory
Parking Services	Release of Abandoned Vehicles	Per Vehicle	645.00	664.40	19.40	Non-Statutory
Parking Services	Release of Towaway Vehicles	Per Vehicle	490.00	504.70	14.70	Non-Statutory
Parking Services	Release of Towaway Vehicles - Hardship	Per Vehicle	162.00	166.90	4.90	Non-Statutory
Creative Melbourne	Market Permit: Markets that consist of 11 to 15 Street Trading Stalls	Per Annum	1,778.40	1,831.80	53.40	Non-Statutory
Creative Melbourne	Market Permit: Markets that consist of 16 or more street trading stalls, for each additional market stall over 16 sites (the fee for additional stalls that exceed 16 stalls)	Each Additional Site	89.20	91.90	2.70	Non-Statutory
Creative Melbourne	Market Permit: Markets that consist of up to 10 street trading stalls	Per Annum	1,184.90	1,220.50	35.60	Non-Statutory
Creative Melbourne	Street Activity: Kiosk Collins Street south side between Market & William streets, Melbourne (Licence Fee / Rental per annum) charged monthly	Per Month	1,281.30	1,560.00	278.70	Non-Statutory
Creative Melbourne	Street Activity: Kiosk at Melbourne Town Hall, Swanston St, Melbourne (Licence Fee / Rental per annum) charged monthly	Per Month	2,142.30	2,600.00	457.70	Non-Statutory
Creative Melbourne	Street Activity: Cylinder and Seasonal Street Trading	Per Month	355.70	455.00	99.30	Non-Statutory
Creative Melbourne	Street Garden: Application Fee	Per Application	56.40	58.10	1.70	Non-Statutory
Creative Melbourne	Street Activity: Sunday Arts and Craft Market (Annual Fee) charged annually	Per Annum	7,992.00	8,231.80	239.80	Non-Statutory
Creative Melbourne	Street Activity: Spruiking Permit Fee (Annual Fee)	Per Annum	536.10	552.20	16.10	Non-Statutory
Creative Melbourne	Street Activity: Premium Food Van Site Fee	Per Month	1,127.50	1,161.40	33.90	Non-Statutory

Budget
2026-27

Branch Description	Name of Product or Service	Unit of Measure Description	2025/26 Fee Inc GST	2026/27 Fee Inc GST	Fee Increase / (Decrease) $	Basis of Fees
Creative Melbourne	Street Activity: Street Entertainment Permit Fee (Annual fee)	Per Annum/Per Permit	333.20	343.20	10.00	Non-Statutory
Creative Melbourne	Street Activity: Pedicabs ($Fee per month)	Per Month	338.30	348.50	10.20	Non-Statutory
Creative Melbourne	Street Activity: Busking permit fee (12 months)	Per Annum	41.00	42.30	1.30	Non-Statutory
Creative Melbourne	Street Activity: Busking permit fee (3 months)	Per Quarter	26.20	27.00	0.80	Non-Statutory
Creative Melbourne	Street Activity: Busking permit reapplication fee	Per Application	41.00	42.30	1.30	Non-Statutory
Creative Melbourne	Street Activity: Busking selling fee	Per Application	108.70	112.00	3.30	Non-Statutory
Creative Melbourne	Street Activity: Premium Busking permit fee 12 months	Per Annum / Per Permit	102.50	105.60	3.10	Non-Statutory
Creative Melbourne	Street Activity: Premium Busking permit fee 3 months	Per Annum / Per Permit	56.40	58.10	1.70	Non-Statutory
Creative Melbourne	Outdoor Dining Footpath Fee: Central City (includes footpaths, promenades and laneways in all CBD, Swanston Street, Southbank Promenade, Riverside Quay and Federation Wharf) ($Fee per square metre / annum)	Per square metre per Annum / Per Permit	116.90	120.50	3.60	Non-Statutory
Creative Melbourne	Outdoor Dining Footpath Fee: Outside Central City (footpaths, promenades and laneway areas) ($Fee per square metre / annum)	Per square metre per Annum / Per Permit	35.90	37.00	1.10	Non-Statutory
Creative Melbourne	Outdoor Dining Footpath Fee: Docklands (footpaths, promenades and laneway areas) ($Fee per square metre / annum)	Per square metre per Annum / Per Permit	35.90	37.00	1.10	Non-Statutory
Creative Melbourne	Outdoor Dining Parklet Permit Fee: Central City (includes all on-street dining in CBD, Swanston Street, Southbank Promenade, Riverside Quay and Federation Wharf) ($Fee per square metre / annum)	Per square metre per Annum / Per Permit	594.50	612.40	17.90	Non-Statutory
Creative Melbourne	Extended Outdoor Dining Parklet Fee: Outside Central City (includes all on-street parklets) ($Fee per square metre / annum)	Per square metre per Annum / Per Permit	137.40	141.60	4.20	Non-Statutory
Creative Melbourne	Outdoor Dining Parklet Permit Fee: Docklands (includes all on-street parklets) ($Fee per square metre / annum)	Per square metre per Annum / Per Permit	137.40	141.60	4.20	Non-Statutory
Creative Melbourne	Parklet Application Fee and Renewal Fee (all on-street parklets including non-standard applications) ($ per annum)	Per Annum / Per Permit	666.30	686.30	20.00	Non-Statutory

Branch Description	Name of Product or Service	Unit of Measure Description	2025/26 Fee Inc GST	2026/27 Fee Inc GST	Fee Increase / (Decrease) $	Basis of Fees
Creative Melbourne	Outdoor Dining Application Fee and Renewal Fee (footpaths, promenades and laneways) ($ per annum)	Per Annum / Per Permit	221.40	228.10	6.70	Non-Statutory
Creative Melbourne	Outdoor Dining Permit Fee - Non-standard Areas (dining spaces on median strips, nature strips or other non-parklet spaces) ($per square metre / annum)	Per square metre per Annum / Per Permit	230.70	237.70	7.00	Non-Statutory
Creative Melbourne	Outdoor Dining Parklet - Jersey Barrier Hire - 6m - Charge per lineal metre per annum	Per Annum	205.00	211.20	6.20	Non-Statutory
Creative Melbourne	Outdoor Dining Parklet - Jersey Barrier Hire - 2m - Charge per lineal metre per annum	Per Annum	615.00	633.50	18.50	Non-Statutory
Creative Melbourne	Street Activity: Application Fee (Casual Street Trading Cylinders / Seasonal Street Trading / Temporary Street Trading / Markets)	Per Application	221.40	228.10	6.70	Non-Statutory
Creative Melbourne	Street Garden: Bond	Per Application	76.90	79.30	2.40	Non-Statutory
Creative Melbourne	Street Activity - Inspection Fee (Food Trucks and Pedicabs)	Per Application	221.40	228.10	6.70	Non-Statutory
Creative Melbourne	Street Activity: Standard Food Van Site Fee	Per Month	221.40	228.10	6.70	Non-Statutory
Creative Melbourne	Street Activity: Temporary Street Trading Permit Fee	Per Day	358.80	369.60	10.80	Non-Statutory
Creative Melbourne	Street Activity: Kiosk Corner Collins St & Elizabeth St, Melbourne (Licence Fee / Rental per annum) charged monthly	Per Month	1,281.30	1,625.00	343.70	Non-Statutory
Creative Melbourne	Street Activity: Kiosk Corner Elizabeth St & Bourke St (GPO), Melbourne (Licence Fee / Rental per annum) charged monthly	Per Month	1,281.30	1,667.00	385.70	Non-Statutory
Creative Melbourne	Street Activity: Kiosk Corner Swanston St & Collins St, Melbourne (Licence Fee / Rental per annum) charged monthly	Per Month	2,142.30	2,535.00	392.70	Non-Statutory
Creative Melbourne	Street Activity: Kiosk Corner Bourke St & Harbour Esp, Docklands (Licence Fee / Rental per annum) charged monthly	Per Month	1,025.00	1,025.00	0.00	Non-Statutory
Creative Melbourne	Street Activity: Kiosk Permit Fee	Per Annum	1.10	1.20	0.10	Non-Statutory
Creative Melbourne	Stables: Commercial - Film Shoot - Stables	Per Day	843.10	868.40	25.30	Non-Statutory
Creative Melbourne	Stables: Commercial - Film Shoot - Stables	Per Week	3,242.10	3,339.40	97.30	Non-Statutory

Budget
2026-27

Branch Description	Name of Product or Service	Unit of Measure Description	2025/26 Fee Inc GST	2026/27 Fee Inc GST	Fee Increase / (Decrease) $	Basis of Fees
Creative Melbourne	Stables: Grant Supported Not-for-profit - Film Shoot - Stables	Per Half Day	145.60	150.00	4.40	Non-Statutory
Creative Melbourne	Stables: Grant Supported Not-for-profit - Film Shoot - Stables	Per Day	238.90	246.10	7.20	Non-Statutory
Creative Melbourne	Stables: Grant Supported Not-for-profit - Film Shoot - Stables	Per Week	958.40	987.20	28.80	Non-Statutory
Creative Melbourne	Stables: Independent & Unfunded - Film Shoot - Stables	Per Day	92.30	95.10	2.80	Non-Statutory
Creative Melbourne	Stables: Independent & Unfunded - Film Shoot - Stables	Per Week	155.30	160.00	4.70	Non-Statutory
Creative Melbourne	Stables: Independent & Unfunded - Film Shoot - Stables	Per Half Day	632.00	651.00	19.00	Non-Statutory
Creative Melbourne	Garden: Commercial - Function - Garden	Per Week	567.40	584.50	17.10	Non-Statutory
Creative Melbourne	Garden: Commercial - Function - Garden	Per Day	701.70	722.80	21.10	Non-Statutory
Creative Melbourne	Garden: Commercial - Function - Garden	Per Half Day	2,760.40	2,843.30	82.90	Non-Statutory
Creative Melbourne	Garden: Grant Supported and Not-for-profit - Function - Garden	Per Half Day	281.40	289.90	8.50	Non-Statutory
Creative Melbourne	Garden: Grant Supported and Not-for-profit - Function - Garden	Per Day	341.40	351.70	10.30	Non-Statutory
Creative Melbourne	Garden: Grant Supported and Not-for-profit - Function - Garden	Per Week	1,346.40	1,386.80	40.40	Non-Statutory
Creative Melbourne	Garden: Independent & Unfunded - Function - Garden	Per Half Day	56.40	58.10	1.70	Non-Statutory
Creative Melbourne	Supper Room: Commercial - Venue Hire	Per Hour	75.00	77.30	2.30	Non-Statutory
Creative Melbourne	Supper Room: Commercial - Venue Hire	Per Day	524.60	540.40	15.80	Non-Statutory
Creative Melbourne	Supper Room: Commercial - Venue Hire	Per Week	2,098.40	2,161.40	63.00	Non-Statutory
Creative Melbourne	Additional Staff: Technical / Production / Venue Supervisor - min 4-hour call	Per Hour	65.10	67.10	2.00	Non-Statutory
Creative Melbourne	Additional Staffing: Cleaning On Site during event	Per Hour	65.10	67.10	2.00	Non-Statutory
Creative Melbourne	Stables: Grant Supported Not-for-profit - Performance / Function / Reception - Stables	Per Half Day	385.40	397.00	11.60	Non-Statutory
Creative Melbourne	Stables: Grant Supported Not-for-profit - Performance / Function / Reception - Stables	Per Day	558.70	575.50	16.80	Non-Statutory
Creative Melbourne	Stables: Grant Supported Not-for-profit - Performance / Function / Reception - Stables	Per Week	2,249.90	2,317.40	67.50	Non-Statutory
Creative Melbourne	Additional Production: Use of Data Projector	Per Event	178.40	183.80	5.40	Non-Statutory
Creative Melbourne	Additional Production: In House Sound System	Per Event	251.20	258.80	7.60	Non-Statutory

Branch Description	Name of Product or Service	Unit of Measure Description	2025/26 Fee Inc GST	2026/27 Fee Inc GST	Fee Increase / (Decrease) $	Basis of Fees
Creative Melbourne	Additional Production: Use of Data Projector - LARGE - BARCO	Per Event	373.70	385.00	11.30	Non-Statutory
Creative Melbourne	Additional Staffing: Cleaning - Basic Event Clean	Per Event	205.00	211.20	6.20	Non-Statutory
Creative Melbourne	Keys: Extra Key or FOB	Per Key/Fob	45.70	47.10	1.40	Non-Statutory
Creative Melbourne	Set up and pack up of meeting	Per Event	181.00	186.50	5.50	Non-Statutory
Creative Melbourne	Main Halls: Commercial - Arts Performance / Function - Main Halls	Per Day	2,101.30	2,164.40	63.10	Non-Statutory
Creative Melbourne	Main Halls: Commercial - Arts Performance / Function - Main Halls	Per Week	8,538.30	8,794.50	256.20	Non-Statutory
Creative Melbourne	Main Halls: Events - Bump in and Bump out - Main Halls	Per Day	1,025.00	1,055.80	30.80	Non-Statutory
Creative Melbourne	Main Halls: Events - Bump in and Bump out - Main Halls	Per Week	1,722.00	1,773.70	51.70	Non-Statutory
Creative Melbourne	Main Halls: Events - Bump in and Bump out - Main Halls	Per Half Day	9,674.50	9,964.80	290.30	Non-Statutory
Creative Melbourne	Main Halls: Events - Corporate Function / Reception - Main Halls	Per Day	3,435.80	3,538.90	103.10	Non-Statutory
Creative Melbourne	Main Halls: Events - Corporate Function / Reception - Main Halls	Per Week	19,234.20	19,811.30	577.10	Non-Statutory
Creative Melbourne	Main Halls: Grant Supported Not-for-profit – Performance / Function / Reception - Main Halls	Per Day	1,429.90	1,472.80	42.90	Non-Statutory
Creative Melbourne	Main Halls: Grant Supported Not-for-profit – Performance / Function / Reception - Main Halls	Per Week	5,714.40	5,885.90	171.50	Non-Statutory
Creative Melbourne	Main Halls: Grant Supported Not-for-profit - Rehearsal / Meeting / Exhibition - Main Halls	Per Half Day	225.00	231.80	6.80	Non-Statutory
Creative Melbourne	Main Halls: Grant Supported Not-for-profit - Rehearsal / Meeting / Exhibition - Main Halls	Per Day	379.30	390.70	11.40	Non-Statutory
Creative Melbourne	Main Halls: Grant Supported Not-for-profit - Rehearsal / Meeting / Exhibition - Main Halls	Per Week	1,490.90	1,535.70	44.80	Non-Statutory
Creative Melbourne	Main Halls: Independent & Unfunded -Performance / Function / Reception - Main Halls	Per Day	1,022.00	1,052.70	30.70	Non-Statutory
Creative Melbourne	Main Halls: Independent & Unfunded - Performance / Function / Reception - Main Halls	Per Week	4,102.10	4,225.20	123.10	Non-Statutory
Creative Melbourne	Main Halls: Independent & Unfunded - Rehearsal / Meeting / Exhibition - Main Halls	Per Half Day	171.20	176.40	5.20	Non-Statutory
Creative Melbourne	Main Halls: Independent & Unfunded - Rehearsal / Meeting / Exhibition - Main Halls	Per Day	280.90	289.40	8.50	Non-Statutory

Budget
2026-27

Branch Description	Name of Product or Service	Unit of Measure Description	2025/26 Fee Inc GST	2026/27 Fee Inc GST	Fee Increase / (Decrease) $	Basis of Fees
Creative Melbourne	Main Halls: Independent & Unfunded -Rehearsal / Meeting / Exhibition - Main Halls	Per Week	1,108.60	1,141.90	33.30	Non-Statutory
Creative Melbourne	Meeting Room: Commercial - Arts Meeting / Rehearsal - Large Room	Per Week	955.90	984.60	28.70	Non-Statutory
Creative Melbourne	Meeting Room: Commercial - Arts Meeting / Rehearsal- Large Room	Per Day	244.00	251.40	7.40	Non-Statutory
Creative Melbourne	Meeting Room Commercial - Arts Seminar / Class/Rehearsal - Large Room	Per Half Day	232.20	239.20	7.00	Non-Statutory
Creative Melbourne	Meeting Room: Commercial - Arts Seminar / Class/Rehearsal - Large Room	Per Day	376.70	388.10	11.40	Non-Statutory
Creative Melbourne	Meeting Room: Commercial - Arts Seminar / Class / Rehearsal - Large Room	Per Week	1,506.80	1,552.10	45.30	Non-Statutory
Creative Melbourne	Meeting Room: Commercial – Meeting / Rehearsal - Large Room	Per Half Day	144.60	149.00	4.40	Non-Statutory
Creative Melbourne	Meeting Room: Grant Supported Not-for-profit - Meeting / Rehearsal - Large Room	Per Day	152.80	157.40	4.60	Non-Statutory
Creative Melbourne	Meeting Room: Grant Supported Not-for-profit - Meetings / Rehearsals - Large Room	Per Week	626.30	645.10	18.80	Non-Statutory
Creative Melbourne	Meeting Room: Grant Supported Not-for-profit - Seminar / Class / Function - Large Room	Per Half Day	171.20	176.40	5.20	Non-Statutory
Creative Melbourne	Meeting Room: Grant Supported Not-for-profit - Seminar / Class / Function - Large Room	Per Day	281.40	289.90	8.50	Non-Statutory
Creative Melbourne	Meeting Room: Grant Supported Not-for-profit - Seminar / Class / Function - Large Room	Per Week	1,113.70	1,147.20	33.50	Non-Statutory
Creative Melbourne	Meeting Room: Independent & Unfunded - Meeting / Rehearsals - Large Room	Per Day	116.30	119.80	3.50	Non-Statutory
Creative Melbourne	Meeting Room: Independent & Unfunded - Meeting / Rehearsals - Large Room	Per Half Day	67.70	69.80	2.10	Non-Statutory
Creative Melbourne	Meeting Room: Independent & Unfunded Seminar / Class / Function - Large Room	Per Half Day	110.20	113.60	3.40	Non-Statutory
Creative Melbourne	Meeting Room: Independent & Unfunded - Seminar / Class / Function - Large Room	Per Day	185.10	190.70	5.60	Non-Statutory
Creative Melbourne	Meeting Room: Independent & Unfunded - Meetings / Rehearsals - Large Room	Per Week	455.10	468.80	13.70	Non-Statutory
Creative Melbourne	Meeting Room: Independent & Unfunded - Seminar / Class / Function - Large Room	Per Week	751.90	774.50	22.60	Non-Statutory

Branch Description	Name of Product or Service	Unit of Measure Description	2025/26 Fee Inc GST	2026/27 Fee Inc GST	Fee Increase / (Decrease) $	Basis of Fees
Creative Melbourne	Stables: Commercial - Arts Performance / Function - Stables	Per Half Day	942.50	970.80	28.30	Non-Statutory
Creative Melbourne	Stables: Commercial - Arts Performance / Function - Stables	Per Day	1,379.70	1,421.10	41.40	Non-Statutory
Creative Melbourne	Stables: Commercial - Arts Performance / Function - Stables	Per Week	6,258.70	6,446.50	187.80	Non-Statutory
Creative Melbourne	Stables: Commercial - Arts Rehearsal / Meeting / Exhibition / Bump in or Out - Stables	Per Day	288.60	297.30	8.70	Non-Statutory
Creative Melbourne	Stables: Commercial - Arts Rehearsal / Meeting / Exhibition / Bump in or Out - Stables	Per Week	975.80	1,005.10	29.30	Non-Statutory
Creative Melbourne	Stables: Events - Corporate Function / Reception - Stables	Per Half Day	1,410.40	1,452.80	42.40	Non-Statutory
Creative Melbourne	Stables: Events - Corporate Function / Reception - Stables	Per Day	2,067.00	2,129.10	62.10	Non-Statutory
Creative Melbourne	Stables: Events - Corporate Function / Reception - Stables	Per Week	9,211.70	9,488.10	276.40	Non-Statutory
Creative Melbourne	Stables: Grant Supported Not-for-profit - Rehearsal / Meeting / Exhibition - Stables	Per Half Day	92.20	95.00	2.80	Non-Statutory
Creative Melbourne	Stables: Grant Supported Not-for-profit - Rehearsal / Meeting / Exhibition - Stables	Per Day	154.30	159.00	4.70	Non-Statutory
Creative Melbourne	Stables: Grant Supported Not-for-profit - Rehearsal / Meeting / Exhibition - Stables	Per Week	618.10	636.70	18.60	Non-Statutory
Creative Melbourne	Stables: Independent & Unfunded - Performance / Function / Reception - Stables	Per Half Day	281.40	289.90	8.50	Non-Statutory
Creative Melbourne	Stables: Independent & Unfunded - Performance / Function / Reception - Stables	Per Day	342.90	353.20	10.30	Non-Statutory
Creative Melbourne	Stables: Independent & Unfunded - Performance / Function / Reception - Stables	Per Week	1,340.70	1,381.00	40.30	Non-Statutory
Creative Melbourne	Stables: Independent & Unfunded - Rehearsal / Meeting / Exhibition - Stables	Per Half Day	56.90	58.70	1.80	Non-Statutory
Creative Melbourne	Stables: Independent & Unfunded - Rehearsal / Meeting / Exhibition - Stables	Per Day	91.80	94.60	2.80	Non-Statutory
Creative Melbourne	Stables: Independent & Unfunded - Rehearsal / Meeting / Exhibition - Stables	Per Week	376.70	388.10	11.40	Non-Statutory
Creative Melbourne	Stables: Commercial – Rehearsal / Meeting / Exhibition	Per Half Day	154.30	159.00	4.70	Non-Statutory
Creative Melbourne	Stables: Events - Bump in / Bump Out	Per Day	238.90	246.10	7.20	Non-Statutory
Creative Melbourne	Stables: Events - Bump in / Bump Out	Per Week	432.60	445.60	13.00	Non-Statutory

Budget
2026-27

Branch Description	Name of Product or Service	Unit of Measure Description	2025/26 Fee Inc GST	2026/27 Fee Inc GST	Fee Increase / (Decrease) $	Basis of Fees
Creative Melbourne	Stables: Events - Bump in / Bump Out	Per Half Day	1,463.20	1,507.10	43.90	Non-Statutory
Creative Melbourne	Meeting Room: Grant Supported & Not-for-profit - Meeting / Rehearsal - Half Day	Per Half Day	90.80	93.60	2.80	Non-Statutory
Creative Melbourne	Main Halls: Commercial - Venue Hire	Per Hour	126.60	130.40	3.80	Non-Statutory
Creative Melbourne	Main Halls: Commercial - Venue Hire	Per Day	885.80	912.40	26.60	Non-Statutory
Creative Melbourne	Main Halls: Commercial - Venue Hire	Per Week	3,542.90	3,649.20	106.30	Non-Statutory
Creative Melbourne	Main Halls: Commercial - Arts Rehearsal / Meeting / Exhibition - Main Halls	Per Half Day	481.80	496.30	14.50	Non-Statutory
Creative Melbourne	Main Halls: Commercial - Arts Rehearsal / Meeting / Exhibition - Main Halls	Per Day	775.50	798.80	23.30	Non-Statutory
Creative Melbourne	Main Halls: Commercial - Arts Rehearsal / Meeting / Exhibition - Main Halls	Per Week	2,918.70	3,006.30	87.60	Non-Statutory
Creative Melbourne	Additional Staff Penalty Rates: Technical / Production / Venue Supervisor - min 4-hour call	Per Hour	108.20	111.50	3.30	Non-Statutory
Creative Melbourne	Additional Staffing: Cleaning: Standard Event Weekly Clean	Per Week	635.50	654.60	19.10	Non-Statutory
Creative Melbourne	Kitchen hire: hire and extensive clean	Each	635.50	654.60	19.10	Non-Statutory
Creative Melbourne	Main Halls: Grant Supported Not-for-profit - Film Shoot - Main Halls	Per Half Day	361.90	372.80	10.90	Non-Statutory
Creative Melbourne	Main Halls: Grant Supported Not-for-profit- Film Shoot - Main Halls	Per Day	611.50	629.90	18.40	Non-Statutory
Creative Melbourne	Main Halls: Grant Supported Not-for-profit - Film Shoot - Main Halls	Per Week	2,405.70	2,477.90	72.20	Non-Statutory
Creative Melbourne	Main Halls: Independent & Unfunded - Film Shoot - Main Halls	Per Half Day	275.30	283.60	8.30	Non-Statutory
Creative Melbourne	Main Halls: Independent & Unfunded - Film Shoot - Main Halls	Per Day	457.20	471.00	13.80	Non-Statutory
Creative Melbourne	Main Halls: Independent & Unfunded - Film Shoot - Main Halls	Per Week	1,788.70	1,842.40	53.70	Non-Statutory
Creative Melbourne	Stables: Commercial - Film Shoot - Stables	Per Half Day	366.50	377.50	11.00	Non-Statutory
Creative Melbourne	Garden: Independent & Unfunded - Function - Garden	Per Day	94.30	97.20	2.90	Non-Statutory
Creative Melbourne	Garden: Independent & Unfunded - Function - Garden	Per Week	279.40	287.80	8.40	Non-Statutory
Creative Melbourne	Main Halls: Commercial - Film Shoot - Main Halls	Per Half Day	803.10	827.20	24.10	Non-Statutory
Creative Melbourne	Main Halls: Commercial - Film Shoot - Main Halls	Per Day	1,352.50	1,393.10	40.60	Non-Statutory

Branch Description	Name of Product or Service	Unit of Measure Description	2025/26 Fee Inc GST	2026/27 Fee Inc GST	Fee Increase / (Decrease) $	Basis of Fees
Creative Melbourne	Main Halls: Commercial - Film Shoot - Main Halls	Per Week	5,426.40	5,589.20	162.80	Non-Statutory
Creative Melbourne	Main Halls: Grant Supported and NFP - Venue Hire	Per Hour	63.30	65.20	1.90	Non-Statutory
Creative Melbourne	Main Halls: Grant Supported and NFP - Venue Hire	Per Day	506.20	521.40	15.20	Non-Statutory
Creative Melbourne	Main Halls: Grant Supported and NFP - Venue Hire	Per Week	2,024.70	2,085.50	60.80	Non-Statutory
Creative Melbourne	Main Halls: Independent & Unfunded - Venue Hire	Per Hour	25.40	26.20	0.80	Non-Statutory
Creative Melbourne	Main Halls: Independent & Unfunded - Venue Hire	Per Day	177.60	183.00	5.40	Non-Statutory
Creative Melbourne	Main Halls: Independent & Unfunded - Venue Hire	Per Week	710.30	731.70	21.40	Non-Statutory
Creative Melbourne	Supper Room: Grant Supported and NFP - Venue Hire	Per Hour	37.60	38.80	1.20	Non-Statutory
Creative Melbourne	Supper Room: Grant Supported and NFP - Venue Hire	Per Day	262.60	270.50	7.90	Non-Statutory
Creative Melbourne	Supper Room: Grant Supported and NFP - Venue Hire	Per Week	1,050.40	1,082.00	31.60	Non-Statutory
Creative Melbourne	Supper Room: Independent & Unfunded - Venue Hire	Per Hour	15.40	15.90	0.50	Non-Statutory
Creative Melbourne	Supper Room: Independent & Unfunded - Venue Hire	Per Day	107.40	110.70	3.30	Non-Statutory
Creative Melbourne	Supper Room: Independent & Unfunded - Venue Hire	Per Week	429.30	442.20	12.90	Non-Statutory
Creative Melbourne	Creative Hub: Commercial - Venue Hire	Per Hour	58.10	59.90	1.80	Non-Statutory
Creative Melbourne	Creative Hub: Commercial - Venue Hire	Per Day	406.50	418.70	12.20	Non-Statutory
Creative Melbourne	Creative Hub: Commercial - Venue Hire	Per Week	1,625.80	1,674.60	48.80	Non-Statutory
Creative Melbourne	Creative Hub: Grant Supported and NFP - Venue Hire	Per Hour	29.00	29.90	0.90	Non-Statutory
Creative Melbourne	Creative Hub: Grant Supported and NFP - Venue Hire	Per Day	202.60	208.70	6.10	Non-Statutory
Creative Melbourne	Creative Hub: Grant Supported and NFP - Venue Hire	Per Week	810.10	834.50	24.40	Non-Statutory
Creative Melbourne	Creative Hub: Independent & Unfunded - Venue Hire	Per Hour	12.00	12.40	0.40	Non-Statutory
Creative Melbourne	Creative Hub: Independent & Unfunded - Venue Hire	Per Day	83.70	86.30	2.60	Non-Statutory
Creative Melbourne	Creative Hub: Independent & Unfunded - Venue Hire	Per Week	334.80	344.90	10.10	Non-Statutory
Creative Melbourne	Rehearsal Room: Commercial - Venue Hire	Per Hour	58.10	59.90	1.80	Non-Statutory
Creative Melbourne	Rehearsal Room: Commercial - Venue Hire	Per Day	406.50	418.70	12.20	Non-Statutory
Creative Melbourne	Rehearsal Room: Commercial - Venue Hire	Per Week	1,625.80	1,674.60	48.80	Non-Statutory

Budget
2026-27

Branch Description	Name of Product or Service	Unit of Measure Description	2025/26 Fee Inc GST	2026/27 Fee Inc GST	Fee Increase / (Decrease) $	Basis of Fees
Creative Melbourne	Rehearsal Room: Grant Supported and NFP - Venue Hire	Per Hour	29.00	29.90	0.90	Non-Statutory
Creative Melbourne	Rehearsal Room: Grant Supported and NFP - Venue Hire	Per Day	202.60	208.70	6.10	Non-Statutory
Creative Melbourne	Rehearsal Room: Grant Supported and NFP - Venue Hire	Per Week	810.10	834.50	24.40	Non-Statutory
Creative Melbourne	Flemington Room: Commercial - Venue Hire	Per Hour	48.70	50.20	1.50	Non-Statutory
Creative Melbourne	Flemington Room: Commercial - Venue Hire	Per Day	340.90	351.20	10.30	Non-Statutory
Creative Melbourne	Flemington Room: Commercial - Venue Hire	Per Week	1,363.30	1,404.20	40.90	Non-Statutory
Creative Melbourne	Rehearsal Room: Independent & Unfunded - Venue Hire	Per Hour	12.00	12.40	0.40	Non-Statutory
Creative Melbourne	Rehearsal Room: Independent & Unfunded - Venue Hire	Per Day	83.70	86.30	2.60	Non-Statutory
Creative Melbourne	Rehearsal Room: Independent & Unfunded - Venue Hire	Per Week	334.80	344.90	10.10	Non-Statutory
Creative Melbourne	Presentation Room: Commercial - Venue Hire	Per Hour	58.10	59.90	1.80	Non-Statutory
Creative Melbourne	Presentation Room: Commercial - Venue Hire	Per Day	406.50	418.70	12.20	Non-Statutory
Creative Melbourne	Presentation Room: Commercial - Venue Hire	Per Week	1,625.80	1,674.60	48.80	Non-Statutory
Creative Melbourne	Presentation Room: Grant Supported and NFP - Venue Hire	Per Hour	29.00	29.90	0.90	Non-Statutory
Creative Melbourne	Presentation Room: Grant Supported and NFP - Venue Hire	Per Day	202.60	208.70	6.10	Non-Statutory
Creative Melbourne	Presentation Room: Grant Supported and NFP - Venue Hire	Per Week	810.10	834.50	24.40	Non-Statutory
Creative Melbourne	Presentation Room: Independent & Unfunded - Venue Hire	Per Hour	12.00	12.40	0.40	Non-Statutory
Creative Melbourne	Presentation Room: Independent & Unfunded - Venue Hire	Per Day	83.70	86.30	2.60	Non-Statutory
Creative Melbourne	Presentation Room: Independent & Unfunded - Venue Hire	Per Week	334.80	344.90	10.10	Non-Statutory
Creative Melbourne	Staff: Technical and Venue Supervisor - min 4-hour call	Per Hour	65.50	67.50	2.00	Non-Statutory
Creative Melbourne	Staff: Technical and Venue Supervisor - Penalty Rates	Per Hour	107.20	110.50	3.30	Non-Statutory
Creative Melbourne	Flemington Room: Grant Supported and NFP - Venue Hire	Per Hour	24.40	25.20	0.80	Non-Statutory
Creative Melbourne	Flemington Room: Grant Supported and NFP - Venue Hire	Per Day	170.50	175.70	5.20	Non-Statutory
Creative Melbourne	Flemington Room: Grant Supported and NFP - Venue Hire	Per Week	681.70	702.20	20.50	Non-Statutory
Creative Melbourne	Flemington Room: Independent & Unfunded - Venue Hire	Per Hour	11.30	11.70	0.40	Non-Statutory
Creative Melbourne	Flemington Room: Independent & Unfunded - Venue Hire	Per Day	79.00	81.40	2.40	Non-Statutory

Branch Description	Name of Product or Service	Unit of Measure Description	2025/26 Fee Inc GST	2026/27 Fee Inc GST	Fee Increase / (Decrease) $	Basis of Fees
Creative Melbourne	Flemington Room: Independent & Unfunded - Venue Hire	Per Week	315.70	325.20	9.50	Non-Statutory
Creative Melbourne	Cleaning: On-Site event cleaning - min 4-hour call	Per Hour	65.50	67.50	2.00	Non-Statutory
Creative Melbourne	Cleaning: On-Site event cleaning - Penalty Rates	Per Hour	79.10	81.50	2.40	Non-Statutory
Creative Melbourne	Cleaning - Post Event Clean - Basic	Per Hour	55.20	56.90	1.70	Non-Statutory
Creative Melbourne	Cleaning - Post Event Clean - Large	Per Hour	629.50	648.40	18.90	Non-Statutory
Creative Melbourne	Equipment provision - Creative use	Per Day	74.60	76.90	2.30	Non-Statutory
Creative Melbourne	Equipment provision - Creative use	Per Week	279.60	288.00	8.40	Non-Statutory
Creative Melbourne	Signal: Additional Equipment: Portable PA	Per Event	170.20	175.40	5.20	Non-Statutory
Creative Melbourne	SIGNAL: Space (4 hours): Corporate	Per Half Day	269.60	277.70	8.10	Non-Statutory
Creative Melbourne	SIGNAL: Space (4 hours): Not Funded, Not-for-profit Organisations	Per Half Day	133.30	137.30	4.00	Non-Statutory
Creative Melbourne	SIGNAL: Space (8 hours): Corporate	Per Day	509.50	524.80	15.30	Non-Statutory
Creative Melbourne	SIGNAL: Space (8 hours): Not Funded, Not-for-profit Organisations	Per Day	253.20	260.80	7.60	Non-Statutory
Creative Melbourne	SIGNAL: Studio (4 hours): Not Funded, Not-for-profit Organisations	Per Half Day	102.00	105.10	3.10	Non-Statutory
Creative Melbourne	SIGNAL: Studio (4 hours): Corporate	Per Half Day	208.10	214.40	6.30	Non-Statutory
Creative Melbourne	SIGNAL: Studio (8 hours): Corporate	Per Day	394.70	406.60	11.90	Non-Statutory
Creative Melbourne	SIGNAL: Studio (8 hours): Not Funded, Not-for-profit Organisations	Per Day	194.80	200.70	5.90	Non-Statutory
Creative Melbourne	ArtPlay Mezzanine - (4 hours) Corporate	Per Half Day	546.40	562.80	16.40	Non-Statutory
Creative Melbourne	ArtPlay Mezzanine - (8 hours) Corporate	Per Day	953.30	981.90	28.60	Non-Statutory
Creative Melbourne	ArtPlay Mezzanine - (4 hours) Not Funded, Not-for-profit Organisations	Per Half Day	273.70	282.00	8.30	Non-Statutory
Creative Melbourne	ArtPlay Mezzanine - (8 hours) Not Funded, Not-for-profit Organisations	Per Day	472.60	486.80	14.20	Non-Statutory
Creative Melbourne	ArtPlay: Additional Equipment: Portable PA	Per Event	170.20	175.40	5.20	Non-Statutory
Creative Melbourne	ArtPlay: Additional Equipment: Rear Projection Screen	Per Event	170.20	175.40	5.20	Non-Statutory

Budget
2026-27

Branch Description	Name of Product or Service	Unit of Measure Description	2025/26 Fee Inc GST	2026/27 Fee Inc GST	Fee Increase / (Decrease) $	Basis of Fees
Creative Melbourne	ArtPlay: Main Space (4 hours): Corporate	Per Half Day	780.10	803.60	23.50	Non-Statutory
Creative Melbourne	ArtPlay: Main Space (4 hours): Not Funded, Not-for-profit Organisations	Per Half Day	387.50	399.20	11.70	Non-Statutory
Creative Melbourne	ArtPlay: Main Space (8 hours): Corporate	Per Day	1,358.20	1,399.00	40.80	Non-Statutory
Creative Melbourne	ArtPlay: Main Space (8 hours): Not Funded, Not-for-profit Organisations	Per Day	674.00	694.30	20.30	Non-Statutory
Creative Melbourne	Signal: Staff Costs (min 4-hour call): Signal Program	Per Hour	65.10	67.10	2.00	Non-Statutory
Creative Melbourne	ArtPlay: Staff Costs (min 4-hour call): ArtPlay Program	Per Hour	65.10	67.10	2.00	Non-Statutory
Creative Melbourne	Signal: Staff Penalty Rates - Sun and Pub Hols (min 4-hour call): Signal Program	Per Hour	107.20	110.50	3.30	Non-Statutory
Creative Melbourne	ArtPlay: Staff Penalty Rates- Sun and Pub Hols (min 4-hour call): ArtPlay Program	Per Hour	107.20	110.50	3.30	Non-Statutory
Creative Melbourne	SIGNAL: Space and Studio (4 hours): Corporate	Per Half Day	445.90	459.30	13.40	Non-Statutory
Creative Melbourne	SIGNAL: Space and Studio (8 hours): Corporate	Per Day	848.70	874.20	25.50	Non-Statutory
Creative Melbourne	SIGNAL: Space and Studio (4 hours): Not Funded, Not-for-profit Organisations	Per Half Day	220.90	227.60	6.70	Non-Statutory
Creative Melbourne	SIGNAL: Space and Studio (8 hours): Not Funded, Not-for-profit Organisations	Per Day	419.30	431.90	12.60	Non-Statutory
Creative Melbourne	ArtPlay: Main Space and Mezzanine (4 hours): Corporate	Per Half Day	1,262.80	1,300.70	37.90	Non-Statutory
Creative Melbourne	ArtPlay: Main Space and Mezzanine (8 hours): Corporate	Per Day	2,185.30	2,250.90	65.60	Non-Statutory
Creative Melbourne	ArtPlay: Main Space and Mezzanine (4 hours): Not Funded, Not-for-profit Organisations	Per Half Day	626.30	645.10	18.80	Non-Statutory
Creative Melbourne	ArtPlay: Main Space and Mezzanine (8 hours): Not Funded, Not-for-profit Organisations	Per Day	1,082.40	1,114.90	32.50	Non-Statutory
Experience Melbourne	Cooks' Cottage - School Holidays Program: Family (2 adults / 2 children)	Each	24.10	24.90	0.80	Non-Statutory
Experience Melbourne	Cooks' Cottage: Adult entry to Cooks Cottage	Each	7.90	8.20	0.30	Non-Statutory
Experience Melbourne	Cooks' Cottage: Child entry to Cooks Cottage	Each	4.30	4.50	0.20	Non-Statutory
Experience Melbourne	Cooks' Cottage: Concession entry to Cooks' Cottage	Each	5.90	6.10	0.20	Non-Statutory

Branch Description	Name of Product or Service	Unit of Measure Description	2025/26 Fee Inc GST	2026/27 Fee Inc GST	Fee Increase / (Decrease) $	Basis of Fees
Experience Melbourne	Cooks' Cottage: Family entry (2 adults + 2 children) to Cooks Cottage	Each	21.30	22.00	0.70	Non-Statutory
Experience Melbourne	Cooks' Cottage: Leisure Groups Self-guided entry: Adult / Seniors / Concession (including bus companies)	Each	4.00	4.20	0.20	Non-Statutory
Experience Melbourne	Cooks' Cottage: Leisure Groups Self-guided entry: Child (including bus companies)	Each	2.80	2.90	0.10	Non-Statutory
Experience Melbourne	Cooks' Cottage: Leisure Groups Guided Captain Cook Tour: Adult / Child	Each	7.60	7.90	0.30	Non-Statutory
Experience Melbourne	Cooks' Cottage: Leisure Groups Guided Fitzroy Gardens Heritage Tour: Adult / Child	Each	10.00	10.30	0.30	Non-Statutory
Experience Melbourne	Cooks' Cottage: Schools - Education Program - Additional Teacher / Adult	Each	4.30	4.50	0.20	Non-Statutory
Experience Melbourne	Cooks' Cottage: Schools Self-guided entry - Student	Each	3.30	3.40	0.10	Non-Statutory
Experience Melbourne	Cooks' Cottage - Schools Education Program - student - 2 modules	Each	6.60	6.80	0.20	Non-Statutory
Experience Melbourne	Cooks' Cottage - Schools Education Program - student - 4 modules	Each	12.30	12.70	0.40	Non-Statutory
Experience Melbourne	Cooks' Cottage: Schools - Education Program (Modules) - Additional Teacher / Adult	Each	4.30	4.50	0.20	Non-Statutory
Experience Melbourne	Cooks' Cottage - Schools - student - Guided Captain Cook Tour	Each	6.60	6.80	0.20	Non-Statutory
Experience Melbourne	Cooks' Cottage: Schools - Education Program (Captain Cook Tour) - Additional Teacher / Adult	Each	4.30	4.50	0.20	Non-Statutory
Experience Melbourne	Cooks' Cottage - Schools - student - Guided Fitzroy Gardens Heritage Tour	Each	9.30	9.60	0.30	Non-Statutory
Experience Melbourne	Cooks' Cottage: Schools - Education Program (Fitzroy Gardens Heritage Tour) - Additional Teacher / Adult	Each	4.30	4.50	0.20	Non-Statutory
Experience Melbourne	Cooks' Cottage: Leisure Group - self guided - Additional Guide	Each	4.30	4.50	0.20	Non-Statutory
Experience Melbourne	Cooks' Cottage: Leisure Group - Captain Cook Tour - Additional Guide	Each	4.20	4.40	0.20	Non-Statutory
Experience Melbourne	Cooks' Cottage: Leisure Group - Fitzroy Gardens Heritage Tour - Additional Guide	Each	4.20	4.40	0.20	Non-Statutory
Experience Melbourne	Footpath Occupation	Per Item	106.00	109.20	3.20	Non-Statutory

Budget
2026-27

Branch Description	Name of Product or Service	Unit of Measure Description	2025/26 Fee Inc GST	2026/27 Fee Inc GST	Fee Increase / (Decrease) $	Basis of Fees
Experience Melbourne	Promotional Activity permits (up to 2 hours)	Max Per Day	1,368.00	1,409.10	41.10	Non-Statutory
Experience Melbourne	Promotional Activity permits (up to 4 hours)	Per Half Day	2,056.00	2,117.70	61.70	Non-Statutory
Experience Melbourne	Promotional Activity permits (up to 8 hours)	Per Day	2,749.00	2,831.50	82.50	Non-Statutory
Experience Melbourne	Public Events: Premium Site (Large)	Per Day / Per Site	6,167.00	6,352.10	185.10	Non-Statutory
Experience Melbourne	Public Events: Premium Site (Medium)	Per Day / Per Site	4,793.00	4,936.80	143.80	Non-Statutory
Experience Melbourne	Public Events: Premium Site (Small)	Per Day / Per Site	1,708.00	1,759.30	51.30	Non-Statutory
Experience Melbourne	Public Events: Standard Site (Large)	Per Day / Per Site	3,079.00	3,171.40	92.40	Non-Statutory
Experience Melbourne	Public Events: Standard Site (Medium)	Per Day / Per Site	2,403.00	2,475.10	72.10	Non-Statutory
Experience Melbourne	Public Events: Standard Site (Small)	Per Day / Per Site	856.00	881.70	25.70	Non-Statutory
Experience Melbourne	Public Events: Unique Site (Large)	Per Day / Per Site	4,632.00	4,771.00	139.00	Non-Statutory
Experience Melbourne	Public Events: Unique Site (Medium)	Per Day / Per Site	3,591.00	3,698.80	107.80	Non-Statutory
Experience Melbourne	Public Events: Unique Site (Small)	Per Day / Per Site	1,284.00	1,322.60	38.60	Non-Statutory
Experience Melbourne	Wedding Permits - Premium site	Per Booking	750.00	772.50	22.50	Non-Statutory
Experience Melbourne	Wedding Permits - Standard site	Per Booking	621.00	639.70	18.70	Non-Statutory
Experience Melbourne	Wedding Permits - Unique site	Per Booking	684.00	704.60	20.60	Non-Statutory
Experience Melbourne	Private Event - Premium Site	Max Per Day	634.00	653.10	19.10	Non-Statutory
Experience Melbourne	Private Event - Standard Site	Max Per Day	516.00	531.50	15.50	Non-Statutory
Experience Melbourne	Private Event - Unique Site	Max Per Day	567.00	584.10	17.10	Non-Statutory
Experience Melbourne	Filming Permit - Parks (4+ hours per day)	Per Day	1,647.00	1,696.50	49.50	Non-Statutory
Experience Melbourne	Filming Permit - Parks (hourly permit)	Per Hour	343.00	353.30	10.30	Non-Statutory
Experience Melbourne	Filming Permit - Parks (up to 4 hours per day)	Per Half Day	823.00	847.70	24.70	Non-Statutory
Experience Melbourne	Filming unit bases - Parks	Per Day / Per Site	685.00	705.60	20.60	Non-Statutory
Experience Melbourne	Hire of venue: The Conservatory at Fitzroy Gardens for 1.5 hours	Per Booking	620.00	638.60	18.60	Non-Statutory
Experience Melbourne	Hire of venue: The Conservatory at Fitzroy Gardens for 3 hours	Per Booking	1,241.00	1,278.30	37.30	Non-Statutory
Experience Melbourne	Ballooning - per adult (Tour Operator License - Use fee)	Per Day	2.40	2.50	0.10	Statutory

Branch Description	Name of Product or Service	Unit of Measure Description	2025/26 Fee Inc GST	2026/27 Fee Inc GST	Fee Increase / (Decrease) $	Basis of Fees
Experience Melbourne	Ballooning - per student or child (Tour Operator License - Use fee)	Per Day	1.60	1.70	0.10	Statutory
Experience Melbourne	Ballooning - Annual Licence Fee (Tour Operator License)	Per Annum	349.30	359.80	10.50	Statutory
Experience Melbourne	Public Events: Application Fee	Max Per Event	3,022.00	3,112.70	90.70	Non-Statutory
Experience Melbourne	Private Events: Application Fee	Max Per Event	169.50	174.60	5.10	Non-Statutory
Experience Melbourne	Authority to Sell Fees	Max Per Event	2,816.00	2,900.50	84.50	Non-Statutory
Experience Melbourne	Late Application Fee (may apply)	Max Per Event	1,061.00	1,092.90	31.90	Non-Statutory
Experience Melbourne	Failure to submit documents or essential information by due date (may apply)	Per Item	106.00	109.20	3.20	Non-Statutory
Experience Melbourne	Permit Amendment Fee (may apply)	Per Item	53.00	54.60	1.60	Non-Statutory
Experience Melbourne	Full or Partial Road Closure (City of Melbourne Major Road)	Per Item	1,087.00	1,119.70	32.70	Non-Statutory
Experience Melbourne	Full or Partial Road Closure (City of Melbourne Minor Road)	Per Item	543.00	559.30	16.30	Non-Statutory
Marketing and Digital	Signage Hubs - daily hire fee (per poster panel)	Max Per Day	25.10	25.90	0.80	Non-Statutory
Marketing and Digital	Standard and Docklands V1 Banners - daily hire fee (per banner pole)	Max Per Day	4.10	4.30	0.20	Non-Statutory
Marketing and Digital	Super Banners - daily hire fee (per banner pole)	Max Per Day	6.30	6.50	0.20	Non-Statutory
Marketing and Digital	Signage Hubs - installation and removal fees (per poster panel)	Per Signage Hub	167.50	172.60	5.10	Non-Statutory
Marketing and Digital	Super Banners - installation and removal fee (per banner pole)	Each	39.50	40.70	1.20	Non-Statutory
Marketing and Digital	Melbourne Visitor Booth - exterior vinyl billboard (4-week minimum hire period)	Each	14,006.70	14,427.00	420.30	Non-Statutory
Marketing and Digital	Standard Banner install and removal fee (flat fee irrespective of number of poles)	Each	8,333.90	8,584.00	250.10	Non-Statutory
Marketing and Digital	City Support 2-week Standard Banner Package (86 sites, 2-week minimum hire, installation & removal fee)	Each	10,658.40	10,978.20	319.80	Non-Statutory
Marketing and Digital	City Support 4-week Standard Banner Package (86 sites, 4-week hire, installation and removal fee)	Each	14,524.00	14,959.80	435.80	Non-Statutory
Marketing and Digital	City Support 2-week NewQuay Promenade (Docklands) package (43 sites, 2-week minimum hire, installation and removal fee)	Each	4,468.90	4,603.00	134.10	Non-Statutory

Budget
2026-27

Branch Description	Name of Product or Service	Unit of Measure Description	2025/26 Fee Inc GST	2026/27 Fee Inc GST	Fee Increase / (Decrease) $	Basis of Fees
Marketing and Digital	City Support 4-week NewQuay Promenade (Docklands) package (43 sites, 4-week hire, installation and removal fee)	Each	6,407.40	6,599.70	192.30	Non-Statutory
Marketing and Digital	NewQuay Promenade (Docklands) Banner Install and removal fee (flat fee irrespective of number of poles)	Each	3,116.30	3,209.80	93.50	Non-Statutory
Community Wellbeing	Commercial kitchen - Priority Community Group - business hours	Per Hour	0.00	0.00	0.00	Non-Statutory
Community Wellbeing	Commercial kitchen - Priority Community Group - after hours	Per Hour	0.00	10.00	10.00	Non-Statutory
Community Wellbeing	Commercial kitchen - Community Groups - business and after hours	Per Hour	0.00	10.00	10.00	Non-Statutory
Community Wellbeing	Commercial kitchen - Community Organisation - business and after hours	Per Hour	0.00	20.00	20.00	Non-Statutory
Community Wellbeing	Commercial kitchen - Commercial Organisation - business and after hours	Per Hour	0.00	46.00	46.00	Non-Statutory
Community Wellbeing	Large room - Priority Community Group - business hours	Per Hour	0.00	0.00	0.00	Non-Statutory
Community Wellbeing	Large room - Priority Community Group - after hours	Per Hour	0.00	12.90	12.90	Non-Statutory
Community Wellbeing	Large room - Community Groups - business and after hours	Per Hour	0.00	12.90	12.90	Non-Statutory
Community Wellbeing	Large room - Community Organisation - business and after hours	Per Hour	0.00	33.90	33.90	Non-Statutory
Community Wellbeing	Large room - Commercial Organisation - business and after hours	Per Hour	0.00	67.70	67.70	Non-Statutory
Community Wellbeing	Medium room - Priority Community Group - business hours	Per Hour	0.00	0.00	0.00	Non-Statutory
Community Wellbeing	Medium room - Priority Community Group - after hours	Per Hour	0.00	7.60	7.60	Non-Statutory
Community Wellbeing	Medium room - Community Groups - business and after hours	Per Hour	0.00	7.60	7.60	Non-Statutory
Community Wellbeing	Medium room - Community Organisation - business and after hours	Per Hour	0.00	20.00	20.00	Non-Statutory
Community Wellbeing	Medium room - Commercial Organisation - business and after hours	Per Hour	0.00	40.00	40.00	Non-Statutory
Community Wellbeing	Small room - Priority Community Group - business hours	Per Hour	0.00	0.00	0.00	Non-Statutory
Community Wellbeing	Small room - Priority Community Group - after hours	Per Hour	0.00	4.90	4.90	Non-Statutory
Community Wellbeing	Small room - Community Groups - business and after hours	Per Hour	0.00	4.90	4.90	Non-Statutory

Branch Description	Name of Product or Service	Unit of Measure Description	2025/26 Fee Inc GST	2026/27 Fee Inc GST	Fee Increase / (Decrease) $	Basis of Fees
Community Wellbeing	Small room - Community Organisation - business and after hours	Per Hour	0.00	13.40	13.40	Non-Statutory
Community Wellbeing	Small room - Commercial Organisation - business and after hours	Per Hour	0.00	26.70	26.70	Non-Statutory

Budget
2026-27

8. Proposal to lease Council land

This section presents the list of proposals to lease Council land (for one year or more) where it meets one of the following criteria:

- The rent for any period of the lease is $100,000 or more a year, or
- The current market rental value of the land is $100,000 or more a year, or
- The lease is for 10 years or more.

Premise	Permitted Use
City Square Kiosk, Melbourne, VIC 3000	Retail
University Square Kiosk, Melbourne, VIC 3000	Retail
Shop 2, 218 to 242 Little Collins Street, Melbourne, VIC 3000	Retail

How to contact us

Online:
melbourne.vic.gov.au

In person:
Melbourne Town Hall - Administration Building
120 Swanston Street, Melbourne
Business hours, Monday to Friday
(Public holidays excluded)

Telephone:
03 9658 9658
Business hours, Monday to Friday
(Public holidays excluded)

Fax:
03 9654 4854

In writing:
City of Melbourne
GPO Box 1603
Melbourne VIC 3001
Australia

Interpreter services
We cater for people of all backgrounds
Please call 03 9280 0726

03 9280 0717	廣東話
03 9280 0719	Bahasa Indonesia
03 9280 0720	Italiano
03 9280 0721	普通话
03 9280 0722	Soomaali
03 9280 0723	Español
03 9280 0725	Việt Ngữ
03 9280 0726	عربي
03 9280 0726	한국어
03 9280 0726	हिंदी
03 9280 0726	All other languages

National Relay Service:
If you are deaf, hearing impaired or speech-impaired,
call us via the National Relay Service: Teletypewriter (TTY)
users phone 1300 555 727 then ask for 03 9658 9658
9am to 5pm, Monday to Friday (Public holidays excluded)

melbourne.vic.gov.au

CITY OF MELBOURNE

Log of proposed changes to the draft Budget 2026–27 following community engagement

Page #	Previous wording	New wording	Rationale
Changes to key activities			
27	"Expand the visible safety presence in the city through Community Safety Officers"	"Expand the visible safety presence in the city" in column 2. Add "Upgrade and expand the Safe City camera network by up to 150 cameras." In column 3. The separate entry further down is to be deleted.	The change merges the two safety deliverables around the Community Safety Officer Program and the Safe City camera program under the one key activity heading consistently.
29	NA	Under "Partner to continue delivery of the Food Rescue Hub with Queen Victoria Market stall holders to address food insecurity.", add: "Convene a food security roundtable to strengthen coordination of organisations addressing food insecurity."	Food security is a key community issue affecting almost 1 in 2 Melbournians. While food security is primarily a Victorian Government responsibility, City of Melbourne is committing $250,000 additional funding to strengthen food security and enhance the coordination of organisations addressing food insecurity.
37	NA	Add a new row under the key activity 2026-27 to "Monitor and respond to priority planning matters… " to read "Address infrastructure and amenity opportunities at Docklands" under column 2 and	Community outlined the infrastructure and amenity challenges faced at Docklands – the additional key activity provides a view of the short-term initiatives to address this feedback.

Log of proposed changes to the draft Budget 2026–27 following community engagement

Page #	Previous wording	New wording	Rationale
		"Advocate to Development Victoria / Victorian Government for additional land to provide new community open space. Investigate a new dog off-lead area. Facilitate and advocate for an expansion of Docklands Primary School. Finalise and commence implementation of the Docklands Public Realm Improvement Plan." in column 3.	
42	NA	Add a third row under the Council Plan key activity "Activate the city in ways that reflect and amplify Melbourne's distinct character" to read "Progress Little India in line with Council recommendations" in column 2 and "Engage extensively with Docklands and Indian communities. Trial different activations to provide a tangible experience of potential ideas which could shape the precinct." in column 3.	Positioning Little India under the 'Vibrant and creative Melbourne' strategic priority provides a better fit for the cultural and economic dimensions of the precinct, in line with community feedback.

Log of proposed changes to the draft Budget 2026–27 following community engagement

Page #	Previous wording	New wording	Rationale
46	Row 3 column 2: “Establish a precinct activation fund to explore a seafood precinct and Little India precinct, and encourage community markets and festival decorations” Row 3 column 3: “Progress Little India in line with Council recommendations, scope community and laneway markets, unlock under-utilised spaces for market use, and trial a Seafood Precinct as part of broader market activity.”	Row 3 column 2: “Explore a seafood precinct and encourage community markets and festival decorations” Row 3, column 3: “Scope community and laneway markets, unlock under-utilised spaces for market use, and trial a Seafood Precinct as part of broader market activity.”	As above – change to page 42.
43	NA	Add to bottom row, column 3: “Deliver a pilot Light Up Melbourne program across selected Council and partner events, increasing laneway and city lighting and collaborating with local businesses.”	Omission from draft Budget 2026-27.
Changes to fees and charges			
107 - onwards	Inclusions across the fees and charges table.	Deleted.	Removal of 69 fees erroneously included at $0, which had been removed with the 2025-26 Budget. This is an administrative change.

Log of proposed changes to the draft Budget 2026–27 following community engagement

Page #	Previous wording	New wording	Rationale
107 – onwards	Entries across 174 statutory fees and charges.	Reduction of 25 basis points across 174 statutory fees and charges.	Update in the fees and charges for non-discretionary statutory fees (174 fees). Since the release of the Victorian Government's Budget on 5 May 2026 a gazette was published indicating that statutory fees will increase by 2.75%. We had originally estimated 3.0%.
114-115	Select waste fees and charges on pages 114-115.	Select waste fees and charges on pages 114-115.	Correcting errors to three waste fees, namely Waste Collector Permit Fee; Garbage Compactor Fee (per kg); and Organic Collection Fee (per kg). In response to a delayed commencement date and in line with public consultation, these 3 fees have either reduced or held constant from what was published in the prior year FY2025-26 Budget. A Council decision was made in November setting some fees for 2026-27. This was omitted from the draft book. Please refer to the relevant Council decision here:https://mvga-prod-files.s3.ap-southeast-4.amazonaws.com/public/2025-12/NOV25%20CCL%20MINUTES%20CONFIRMED%20%28OPEN%29.pdf
Changes to financial tables			
60 to 65	Various numbers on pages 60-65.	Various numbers on pages 60-65.	Proceeds from sale of property, infrastructure, plant & equipment of $125

Log of proposed changes to the draft Budget 2026–27 following community engagement

Page #	Previous wording	New wording	Rationale
			million moved from FY 2027–28 to FY 2028–29 in cash flow statement with subsequent impact to balance sheet, statement of changes in equity, cash flow statement and performance indicators.
60 to 65	Various numbers on pages 60-65.	Various numbers on pages 60-65.	Employee costs, materials and services, payments for property, infrastructure, plant and equipment updated for projected years (FY 2027–28 onwards) in cash flow statement with subsequent impacts to financials in balance sheet, statement of changes in equity, cash flow statement and performance indicators.
60 to 65	Various numbers on pages 60-65.	Various numbers on pages 60-65.	Capital grants updated for FY 2025–26 with subsequent changes to cash position for all projected years.
Changes to capital works			
98 to 108	Three tables under “Summary of planned capital works expenditure For the years ending 30 June 2028, 2029 and 2030”	Added additional tables for future years. Subsequent pages have been renumbered to accommodate the change.	Added tables for detailed capital expenditure for 2027–28, 28–29, 29–30 in response to Future Melbourne Committee resolution 1.5 from 12 May 2026.
Editorial changes or corrections			
Various typographical and semantic inaccuracies have been fixed throughout the document.			

5

Log of proposed changes to the draft Budget 2026–27 following community engagement

CITY OF MELBOURNE

Budget 2026–27
Community Engagement Report

May 2026

Contents

Executive Summary ... 3
Project background ... 5
Engagement overview ... 6
Who we heard from ... 10
What we heard ... 12
How we collected data ... 12
Key engagement findings ... 12
Community Safety Officers and CCTV ... 12
Little India Precinct and Docklands ... 15
City cleaning and graffiti ... 18
Greening and open space ... 19
Transport ... 21
Other themes ... 23
Homelessness and substance abuse support services ... 23
Greenline and Swimmable Yarra ... 24
Youth services and spaces ... 25
Events, festivals and arts grants ... 25
Local Markets, tourism and small business ... 26
Queen Victoria Market ... 26
Food security ... 26
Kiosks and cylinders ... 27
Impact ... 28
Conclusion ... 28

Executive Summary

Community engagement for the draft 2026-27 budget ran from **31 March to 28 April** with more than **550** people contributing feedback. To encourage broader participation, the budget engagement and communication included a range of new initiatives and activities including:

- Listening Post events at locations across the city giving residents, workers and visitors a chance to provide feedback directly to Councilors and staff
- Production of a 'Budget Snapshot' document that provided a high-level, easy to understand overview of major budget initiatives
- Targeted social media campaign to reach a broad range of community
- Translations of the Budget Snapshot document and paid social media into Spanish, Traditional Chinese and Simplified Chinese, the most commonly spoken languages in Melbourne other than English
- Hosted conversations between senior Council leaders and key community groups, representatives and stakeholders

Activities and participation

A number of activities were held as part of the budget engagement process:

Activity	Participation
Participate Melbourne submissions	380 open written responses of which 41 were uploaded documents
Lord Mayor's forum	7 people attended in person and online
Youth workshop	9 young people attended
Hosted conversations	4 hosted conversations with community organisations
Listening posts	147 conversations were captured across 6 listening posts
Feedback via informal channels	9 emails sent directly to Councillors or staff
Future Melbourne Committee	35 people provided verbal feedback

Key themes

Several major themes emerged from the engagement:

- **Safety, Community Service Officers and CCTV**: A majority of respondents supported increased funding for Community Service Officers while a minority, including a number of homeless advocacy groups, felt that the money could be better spent on support services.

- **Little India precinct and Docklands amenity:** A majority of submissions raised concerns about the Little India proposal and suggested the funding could be better spent on addressing other community concerns in the Docklands area.
- **City Cleaning and Graffiti:** A majority of respondents supported increased budget to keep the city clean and to remove graffiti.
- **Greening and Open Space**: Submissions were very positive about increased spending on greening and open space.
- **Transport**: Submissions were supportive of increased pedestrianisation, existing and expanded bicycle infrastructure and advocating for increased public transport

Other themes raised included: Homelessness and substance abuse support, Greenline and a swimmable Yarra Birrarung, youth services and spaces, events, festivals and art grants, local markets, tourism and small business, Queen Victoria Market, food security, and kiosk and cylinder fees.

Impact

After reviewing the feedback on the draft budget, the following changes have been made:

- $250,000 additional funding for food security
- Little India has been repositioned under the strategic priority for a 'Vibrant and creative Melbourne', to better capture the cultural and economic potential for the precinct
- A key activity to "Address infrastructure and amenity opportunities at Docklands" under the strategic priority to 'Building a city for people' has been added.

Project background

The 2026–27 Budget sets out how Council will spend and invest in the year ahead and what we'll deliver for our community. It shows how we'll fund services, projects and priorities like safer streets, well-lit laneways, local places including libraries and parks and services and programs that make a difference.

The focus of the Budget reflects the priorities in City of Melbourne's Council Plan 2025-29 and M2050 Vision (which were shaped by community input) and demonstrates how Council will resource delivery of the plan and vision while maintaining a strong financial position.

Each year, Council is required to prepare a Budget under the Local Government Act 2020. Putting a Budget together helps make sure decisions about public money are transparent and open to community feedback.

A draft of the Budget was released for a 4-week consultation period so the community could review it and share feedback before it was finalised.

The Budget includes information about:

- everyday services and programs
- major projects and capital works
- staffing and resources
- grants and partnerships
- how rates and charges are set.

Engagement overview

Engagement purpose and timelines

The draft Budget consultation phase was an opportunity for community and stakeholders to review Council's proposed plans and share feedback to help inform Council's decisions on the final Budget.

A key goal of the engagement approach was to improve community understanding of the budget process, the projects and activities Council proposed to invest in, and the link to the Council Plan 2025-29.

Community engagement ran from 31 March to 28 April with submissions collated through Participate Melbourne and community given the opportunity to speak to their submission to Councillors face-to-face at the Future Melbourne Committee on 12 May.

During the engagement period, a survey was open on Council's online engagement platform Participate Melbourne where people could share feedback and find meaningful explainer information and a draft of the Budget.

Six face-to-face Listening Posts events were hosted by Councillors and staff in the CBD, Kensington, North Melbourne, Docklands and Southbank. Community were invited to share their feedback on the spot or online via the Participate Melbourne survey.

Underrepresented groups were also invited to participate in online and face to face discussions including an online focus group with young people, and a forum with the Lord Mayor for the Presidents of Residents Associations and Business Precinct Associations. Many key stakeholders were also invited to discuss the draft Budget with Managers and staff.

To support a clear understanding of the Budget, we made a range of easy to understand English and translated materials available at engagement events, locations including libraries, digitally alongside the survey page on Participate Melbourne and via internal team connections with community and stakeholders including through our Neighbourhood Partners and Multicultural Hub teams.

More than **550** people with a connection to Melbourne provided feedback through various engagement activities including attending an online or in person event during the consultation period.

The table below is an overview of all activities. Further detail, including what we heard, is provided in the Engagement Insights section of this report.

Activity	Participation
Participate Melbourne Community members were invited to send through submissions on the Participate Melbourne website Between **31 March – 28 April.** Submissions were received by completing an open text response on the website or by uploading a document	380 open written responses of which 41 were uploaded documents
Lord Mayor's forum The Lord Mayor held a briefing with Presidents of Residents Associations and Business Precinct Associations on **13 April** to present the budget and receive feedback.	7 people attended in person and online
Youth workshop An online workshop was held on **28 April** to discuss the budget hear feedback from community members aged 18-25.	9 young people attended, representing residents, students, visitors and workers
Hosted conversations Council staff hosted conversations with key stakeholder to share the budget and invite feedback. Invitations were sent to 53 organisations and formal groups.	4 hosted conversations were held with the following community organisations: • Committee for Melbourne • Homeless Persons Union • Justice Connect • Inner Melbourne Community Legal
Listening posts Councillors and staff spoke to community members at 6 pop-up events across the city from 8 – 27 April. People had the opportunity to learn about the budget, ask questions and share their feedback. Listening post locations: • City Square, CBD, 8 April • Queen Victoria Market, CBD, 17 April • Kensington, 18 April • Docklands, 24 April • Southbank, 24 April • North Melbourne, 27 April	147 conversations were captured across all listening posts with hundreds of postcards distributed • City Square, CBD, 22 conversations captured • Queen Victoria Market, CBD, 24 conversations captured • Kensington, 15 conversations captured • Docklands, 24 conversations captured • Southbank, 42 conversations captured • North Melbourne, 20 conversations captured

Feedback via informal channels	9 emails sent directly to Councillors or staff.
Invitation to speak to Future Melbourne Committee on 12 May	62 people indicated they would like to talk to their submission or feedback at FMC with 35 electing to speak. 5 additional written submissions were provided as part of the FMC registration process.

Communications approach

A comprehensive communications approach was designed to increase community understanding of the draft Budget and support meaningful participation in the consultation.

Clear, accessible information was provided to explain how Council proposes to prioritise spending and how community feedback could influence decision-making. A strong focus was placed on simplifying complex budget information and making it easy for people to learn, discuss and have their say.

The draft Budget consultation was promoted across a wide range of digital, print and face-to-face channels to reach a broad and diverse audience, including residents, businesses, workers, students and visitors.

Communications included:

- Social media (organic and paid, including translated content in Traditional Chinese, Simplified Chinese and Spanish)
- City of Melbourne e-newsletters and Participate Melbourne alerts
- Melbourne News and Business News communications
- Corporate website and neighbourhood portals
- Media and advertising, including Hyperlocal News
- WeChat and community networks
- Printed materials distributed in person, online and through libraries (including translated content in Traditional Chinese, Simplified Chinese and Spanish)
- Face-to-face engagement, including conversations with staff and Councillors at Listening Post events

Targeted outreach was also undertaken through internal teams such as Business Concierge, Multicultural Hub and Neighbourhood Partners, who connected directly with stakeholders and community networks.

To reduce barriers to participation, information was provided in multiple formats and translated into Simplified Chinese, Traditional Chinese and Spanish.

Communications impact:

This coordinated approach contributed to strong awareness and engagement:

- 18,475 views of the Participate Melbourne project page
- 1,600+ downloads of the draft Budget and Budget Snapshot
- 380+ submissions received, generating more than 40 distinct feedback themes

More than half of all traffic to the project page (56%) came from paid social media, highlighting the effectiveness of targeted promotion. Direct channels such as email and newsletters were also key drivers of participation, alongside organic social media and search.

Driving meaningful engagement:

Several elements of the communications approach supported deeper engagement with the consultation:

- Presenting budget information in clear, easy-to-understand formats
- Using communications to encourage conversation, not just submissions
- Engaging people both online and in person
- Promoting the consultation early and across multiple channels to build awareness
- Targeting outreach to groups including multicultural communities, businesses and young people

Outcome:

The communications approach contributed to

- Increased awareness and visibility of the draft Budget
- Broader and more diverse participation
- More informed and constructive community feedback
- Early identification of key issues and priorities

Who we heard from

People will varied connections to the city engaged with us and shared their thoughts on the draft Budget including residents, business owners, workers, students, visitors and young people, as well as stakeholder groups in business, arts and culture, architecture and design, resident associations and for-purpose organisations.

A majority of the feedback was collected through the Participate Melbourne survey including demographic information. This is presented below, demonstrating who we heard from and the diversity of views represented, noting demographic information was not captured at in-person activities sch as Listening Posts, Lord Mayor's Forum, youth online workshop or hosted conversations.

Key demographics

This engagement collected demographics for people who contributed via the submission process on the Participate Melbourne webpage.

Connection to City of Melbourne
Participants had a range of connections to the City of Melbourne, with the majority being city residents, and many holding multiple connections to the city.

- 59% of participants were residents in Melbourne (224)
- 46% work in the City of Melbourne (176)
- 42% own property in the City of Melbourne (162)
- 26% were visitors to the city (98)
- 20% owned a business in the City of Melbourne (76)
- 3% were students (13)

Neighbourhood
Most feedback came from people connected with the CBD with Docklands the second highest.

- 59% connected to the CBD
- 32% connected to Docklands
- 8% were connected to Southbank
- 6% connected to West Melbourne
- 6% connected to Carlton
- 6% connected to North Melbourne
- 5% connected to Kensington
- 4% connected to Parkville
- 3% connected to East Melbourne
- 2% connected to South Yarra
- 1% connected to Fisherman's Bend

Age
11% were under 30 and the remainder were over 30.

Gender
50% were women, 48% were men, 2% identified as non-binary and one participant indicated that they would use another term.

Identity
36% identified as born overseas, 19% speak a language other than English at home. 12% identified as LGBTQIA+, 7% identified as a person with a disability. 2% were carers, 1% identified as Aboriginal and 1% were international students.

Participation in City of Melbourne engagements
Most formal submissions (63%) were from people who had never taken part in a City of Melbourne consultation before, 27% had participated once or twice before and 10% participate regularly.

What we heard

How we collected data

Community feedback on the draft budget was collected in a number of different ways:

- **Participate Melbourne:** People shared unprompted feedback in their own words via the online survey and by uploading documents to the platform. They were required to provide their connection to Melbourne as part of the submission process. The quotes presented in the following section are taken directly from community submissions
- **Listening Posts:** Attendees provided prompted and unprompted feedback in face-to-face conversations with Councillors and staff. Their connection to Melbourne was not able to be determined for all conversations. The information provided below is based on Council staff notes taken while conversations were in progress.
- **Lord Mayor's forum:** Resident and business associations that represent Melbourne stakeholders provided prompted and unprompted feedback live, both in person and online. The information provided below is based on Council staff notes taken during the event.
- **Youth workshop:** Young community members with a connection to Melbourne provided prompted and unprompted feedback during an online workshop. The information provided below is based on Council staff notes taken during the event as well as direct quotes captured from participants.
- **Hosted conversations:** Organisations and representative groups with a connection to Melbourne provided feedback through dedicated meetings with members of the City of Melbourne Executive Leadership Team. Discussions from these meetings are not publicly reported or attributed to individual stakeholders, however key insights helped inform the final budget.
- **Forum submissions:** Community members with a connection to Melbourne were invited to provide verbal submissions at the Future Melbourne Committee meeting on the 12 of May.
- Note: Posts and comments on social media platforms may have an impact on decision making but, as commenters on these channels cannot be proven to have a connection to the City of Melbourne, they should be taken as indicative only**.**

Key engagement findings

The following sections provide detail of the major themes that were raised in the engagement across each feedback type.

Community Safety Officers and CCTV

Participate Melbourne submissions

52 submissions that mentioned **Community Safety Officer**s were supportive of the program.

Community members that were in favour frequently referenced specific areas where they felt unsafe and would like to see an increased **CSO** presence:

> *"I wholeheartedly support the funding of more community safety officers. As a resident I am still noticing considerable anti-social behaviour in key areas such as Queen Victoria Market precinct and Therry Street areas."*
>
> *"I strongly support the continued funding and expansion of the City Safety Officer (CSO) program in the 2026–2027 budget... However, for this program to be effective, it is critical that resources are not*

only increased overall but are consistently allocated to high-risk areas such as Katherine Square, Hay Place, and surrounding laneways, where there is a clear and ongoing need."

Community members who supported the **CSO program** valued their visible, on-the-ground presence, which helps residents, workers, and visitors feel safer:

"Having a more visible safety presence on our streets is a great way to make residents and visitors feel more secure. We particularly value that these officers focus on early intervention, which helps keep the city welcoming while also preventing antisocial behaviour."

"*The presence of CSOs has been valuable in providing visible support, early intervention, and engagement with vulnerable individuals"*

20 submissions did not support the expansion of the **CSO program** and felt that investments in support services would be a more effective use of funding, or that the program need further evaluation to determine its effectiveness:

"Funding for the CSO should be reallocated to services that are actually effective at improving community safety, like mental health, AOD or housing outreach. The CSO is just double handing matters with VicPol, and is not an effective use of public money."

"I am concerned about the increase in funding for CSOs. I understand there has been opposition from significant bodies such as the Victorian Aboriginal Legal Service for the program, due to its potential adverse impacts, which have yet to be properly evaluated."

Of the 15 submissions referring to **CCTV cameras**, most are supportive of expanding the network.

"I suggest installing security cameras to monitor crimes and graffitis and enforce severe penalties to stop offenders from doing it, instead of spending millions to clean up and letting them get away. This way money is much better spent, and our city is much cleaner and safe"

However, some submitters did not support **CCTV cameras** believing funding could instead be diverted to preventative health measures or other services.

"Expanding CCTV and Community Safety Officers responds to concern. That is understood. But evidence on perceived safety is clear. It comes from legibility, active edges, social presence, and lighting that reveals space. Surveillance density does not predict how safe people feel. Melbourne is investing in monitoring rather than design. A night time safety audit of key spaces would strengthen this. It should go beyond cameras and include co-design with women, LGBTQIA+ communities, rough sleepers, and night workers."

27 submissions refer to **homelessness** in the city with most directly calling for greater action from the City of Melbourne to increase homelessness services. This includes wrap around services like housing and mental health services.

"During a housing crisis and cost of living crisis Melbournians are closer to being homeless themselves than ever. I believe it would make sense to put that money into either accelerating building existing planned social housing or implementing new plans for social housing."

"Whilst I am ALL for reducing rough sleeping by increasing affordable accommodation & homeless shelters, I would hate to see resources dedicated to just moving homeless people on. Pushing them out of the city will only "paper over" the issue. I think money would be better spent on support services (vs. security guards to move people on)."

There are 15 submissions referencing **drug and substance** use. Some of these note that public experiences of drug and substance use impacts their experience of safety in the city. Some call for more wrap around service support. Some make reference to perceived hot spot areas and call for these to be addressed.

> *"I believe greater priority should be placed on addressing youth crime, drug abuse, and supporting homeless individuals in overcoming alcohol addiction, rather than primarily allocating funds to ongoing support without strong intervention measures. Many public hygiene issues and damage to public facilities are linked to these problems. If crime and substance abuse are reduced, the city may also save significant costs currently spent on cleaning, repairs, and maintaining public spaces."*

Written submissions

5 document submissions mentioned **Community Safety Officers,** all were in opposition of the program.

This includes multiple submissions, one of which includes a petition with 815 signatures. These submissions call for preference for preventative, community-led solutions.

One submission advocates for increased and sustained investment in family services, early childhood support, homelessness and health centred safety responses. They raise that funding should be redirected from CSO's and surveillance toward preventative, trauma-informed services delivering more equitable community outcomes.

Another submission opposes the proposal to double funding for CSO's arguing the program is punitive, harmful and ineffective.

> *"Redirect the $1.7 million proposed for CSO expansion to services and infrastructure that address the actual needs of people experiencing homelessness, developed in genuine partnership with people with lived experience. This should include funding for genuinely new and independently evaluated outreach, expanded storage facilities, accessible hygiene facilities, safe sleeping spaces, harm reduction services, and dedicated mental health support. Unlike the CSO program, these investments address the conditions that lead people to sleep rough rather than criminalising their presence in public space."*

4 document submissions mentioned **homelessness services** in the city with all of them directly calling for greater action from the City of Melbourne to increase homelessness services. This includes wrap around services like housing and mental health services. This overlapped with 1 document submission that mentioned **drug and substance issues.**

One non-governmental organisation calls for increased investment in health-led responses to support people experiencing vulnerability, particularly homelessness, mental ill health and alcohol and other drug dependence.

> *"The proposed $2.3 million investment in homelessness services lacks clarity and appears insufficient to achieve meaningful outcomes. There is brief mention of outreach, homelessness support, and drug and mental health rehabilitation. This level of funding is unlikely to sustain even a single comprehensive rehabilitation program overlooking the key fundamental issue: rehabilitation cannot be effective without stable housing. Once someone has completed rehabilitation, does one be discharged back on the street. I see this happen repeatedly with public hospitals and unsurprisingly I am yet to see anyone's health drastically improve."*

> "Council should strengthen the Budget by committing to a Housing First pilot, interim safe sleeping options, stronger mental health partnerships, and clear outcome reporting on homelessness interventions."

There is also 1 document submission referencing **CCTV and surveillance** in the city, calling for greater evidence to support these programs.

> *"Council should pause any expansion of private security, security-style programs and CCTV until it publishes an independent evidence review of outcomes, costs, powers, complaints, public safety impacts and alternative models."*

Listening posts

12 people at listening posts were supportive of the **CSO program** and 6 were critical. Many residents and businesses want a visible safety presence, particularly in Docklands and Southbank. Criticism focuses on effectiveness, role clarity, and preference for alternative or complementary responses (wellbeing, mental health, parking enforcement).

11 people at listening posts specifically raised **homelessness services** and support for people sleeping rough. People's feedback indicated recognition of homelessness as a social issue linked to safety and wellbeing. Feedback generally supports increased services rather than enforcement only responses.

15 people at listening posts spoke about **CCTV** in the city. Some called for more cameras as necessary for broad safety. Others wanted expanded CCTV specifically to assist with safety at tram stops or enforcement of trucks in streets. A small number of people raised concerns about cost effectiveness and civil liberties concerns with expanded the expanded CCTV program.

8 people at listening posts raised concerns about substance abuse in relation to safety, antisocial behaviour and public health. Several comments explicitly connect drug use with the need for health and AOD responses rather than purely enforcement.

Youth workshop

Participants at the youth workshop welcomed increased funding for safety, though lived experience indicates further focus is needed after dark when young people finish their casual employment in the city and are travelling home.

> *"A focus on safety is great, and I would have that as a strong priority particularly as there are moments I feel unsafe as a young multicultural woman in the city"*
>
> *"Glad to see the investment in safety which is a big concern for many young people in the city. However, from my lived experience there might still be a bit improvement to do, especially after dark".*

Little India Precinct and Docklands

Participate Melbourne submissions

The **Little India precinct** proposal received more feedback than any other item in the draft budget with 129 submissions provided through Participate Melbourne mentioning the project – 14 were strongly supportive and 115 raised concerns On this topic, we predominantly heard from people directly connected to Docklands or the CBD.

Concerns around **Little India** were focussed mainly on a desire to see the proposed funding spent on other projects in Docklands that are seen as more urgent in achieving positive outcomes for the community.

> *"Many residents are currently facing significant cost-of-living pressures, including rising housing costs, utility bills, and everyday expenses. In this context, allocating $1.2 million toward a themed precinct raises concerns about priorities. I believe these funds could be more effectively directed toward essential services, infrastructure improvements, community housing initiatives, or support programs that benefit a broader cross-section of the community."*
>
> *"Docklands residents have long raised concerns about the lack of essential neighbourhood infrastructure, including schools, childcare, community facilities, green spaces, and everyday services. Many parts of Docklands still struggle with low street activity and vacant retail spaces. Public funds should be directed toward improving liveability and building a stronger local community rather than creating a themed cultural precinct."*

Some people raised concerns about alignment with Docklands' neighbourhood character. A number of submissions included language and statements that were prejudiced against the Indian community.

> *"As a Docklands resident, I am concerned that in the process of introducing new cultural precincts, the historical identity of the area may be getting diluted. One of the main reasons I chose to live in Docklands is its unique heritage as a working dock, with a strong connection to trade, migration, and Melbourne's development"*

> *"The Melbourne city government committing to this plan sends across a message that all other race and ethnic groups does not matter, only Indians matter and only they are important such that the city is willing to dedicate not just a street as for other ethnic groups, but a whole precinct to them."*

Other submissions suggested the proposal would duplicate existing cultural hubs elsewhere in the Melbourne metropolitan area.

> *"There are already well-established cultural hubs across Melbourne's western, eastern, and northern suburbs that serve the Indian community effectively. Creating an additional precinct within the CBD risks duplicating what already exists, without delivering meaningful value to the broader community."*

> *"Melbourne already has established Indian cultural hubs, including Dandenong and Footscray, which have developed organically and are supported by strong communities. Replicating this in Docklands risks creating a commercialised precinct that lacks authenticity and may struggle to gain traction."*

Some commentary is critical about community consultation for the **Little India** proposal

> *"I am writing to express concern and seek clarity regarding the proposed "Little India" initiative for Docklands. Given the scale of this proposal, it is important that there has been thorough and transparent community consultation. Many residents appear unaware of this plan or have not had the opportunity to provide input. I urge Council to ensure broader consultation is undertaken before progressing further."*

> *"Melbourne's successful cultural precincts such as Chinatown, the Lonsdale Street Greek Precinct and La Trobe Street Koreatown were not created through top-down designation. Rather, they emerged organically over time through clustering of businesses and services, community presence, and cultural and economic activity driven by demand"*

Community members who supported the **Little India** proposal were supportive of the opportunity it would provide to understand Indian culture and to increase foot traffic in the area

> *"I am fully supportive of Little India precinct in Docklands which is necessary for great Indian community which calls Melbourne a home and it will help boost the economy in Docklands which is quite dead post COVID. It also acknowledges the dedication of Indian community contributing to Victoria's economy."*

There is some concern that **activation of Docklands** will impact liveability for residents who prefer Docklands as a quiet neighbourhood.

> *"My concern is not with cultural diversity itself, which I respect and appreciate, but rather with the potential impact that large, concentrated gathering areas may have on the existing standards of the neighbourhood. From past observations in similar precincts, there can sometimes be challenges related to crowd management, adherence to traffic regulations, and maintaining public cleanliness."*

> *"Docklands should not be subjected to large-scale cultural theming without clear evidence of benefit to existing residents. This proposal appears to prioritise branding over community needs. Residents chose Docklands for its open spaces, quieter streets, and residential character, which distinguish it*

from the inner city. A themed precinct would likely increase foot traffic and pressure on public infrastructure that is already under strain."

Written submissions

7 document submissions mentioned **Little India Precinct,** 4 of these were in support of the program, while 3 were opposed.

Concern around Little India was focussed mostly on residential and economic impact, and consideration of other ways to support multicultural activations across the municipality.

"My concern is not with multiculturalism or with Indian culture itself, both of which are part of Melbourne's broader social fabric. My concern is that this proposal appears poorly aligned with Docklands' established strengths as a waterfront residential and mixed-use precinct; it does not clearly reflect the priorities residents have recently expressed for the area; and it has not yet been publicly justified with a sufficiently transparent business case, demand analysis, or clear amenity protections. These are not minor issues. They go to the heart of whether this is sound planning, sound public investment and sound stewardship of an area that already has a distinct and valuable identity. Relevant Council material shows that Docklands residents have prioritised open space, support for local economy and community-connecting cultural activity, while Council's own draft Budget emphasises a city that is clean, safe and easy to move around."

A community organisation based in Rowville wrote in support of the precinct, advocated for greater funding and offered to partner with council on the project.

"The precinct would be inclusive, secular, and culturally representative, supporting community wellbeing, the arts, education, tourism, and economic participation."

"Given the scale of the Indian community and the success of comparable precincts, I strongly recommend that the City Council allocate funding at least ten times higher than what is currently suggested, to enable a precinct of genuine international standing."

Listening posts

11 people raised positive feedback about the Little India Precent. Most of these were at the Docklands and City Square pop-ups. Feedback was enthusiastic, with people seeing the precinct as a cultural asset that would bring food, colour, events and identity. People were curious about delivery and programming.

City cleaning and graffiti

Participate Melbourne submissions

Around 70 submissions reference **city cleaning**. Most are general references to prioritise a clean city while other comments provide specific locations they feel need more attention.

> *"I'm pleased to see that keeping the city clean and graffiti-free is also a priority. Alongside the safety spend, this seems to work towards a city we can all be safe in and proud of."*

> *"I am currently working as a Duty Manager in a hotel on the corner of Flinders Street and Spencer Street… I regularly receive feedback from guests about the condition of surrounding streets, laneways, and public areas, and issues such as litter, overflowing bins, and poor maintenance leave a negative impression. A clean city not only improves day-to-day liveability for workers like myself but also plays a key role in supporting tourism and local businesses"*

21 submissions more directly refer to **graffiti removal** calling for an increase in consistent graffiti removal to increase perceptions of safety and cleanliness.

> *"In general, I think the Melb Council are exceptional. The rapid response graffiti removal is superb. It nips this issue quickly and stops it spreading and becoming acceptable which then propagates more graffiti. I have lived in North Melbourne since Jan 2010 and impressed with how you handle things compared to other councils I have lived with in both NSW and VIC."*

> *"The city is unsightly. Simply it's just covered in graffiti. When places look neglected and dirty they attract further dirty neglectful behaviour. People lose respect for the place and the decline continues. "*

23 submissions made a specific call for more **waste compactors** in the city. Almost all of these were from CBD business owners, with the remainder from workers.

> *"The waste compactor installed in our lane has improved the amenity. More funding for more of these please. "*

> *"Add waste compactors at Chisholm Place in Korean town. Korean town need a waste compactor for all the eateries here. At the moment all the back of Chisholm place, sometimes very messy and causing pest issue. The money that we are merchants are paying are more than a medium compactor license user fee."*

Written submissions

4 document submissions spoke to **City cleaning and graffiti removal.** These submissions generally reference the priority for a clean and well-maintained city, with visible safety and amenity interventions to support day and nighttime activity.

A local residents group noted that council's investment in cleaning and safety is particularly important to Southbank, given its role as a highly visited focal point with key destination.

> *"Making the city a safer, cleaner and refreshed urban environment with a $34.3m allocation to graffiti removal funding directed to achieving this. The focus on graffiti and safety is a key deliverable essential for both residents and visitors making Melbourne an enticing place to live and visit. Southbank will be a beneficiary of many of these initiatives."*

> *"It is important that the routes leading to and from them which suffer from visitors lingering and, in some parts, using the streets and doorways as public toilets particularly on weekends and late at night are kept clean."*

A business networking group state that a clean and safe city is fundamental to business confidence and visitation, noting that perception matters.

> "*For traders, this directly impacts foot traffic, customer confidence and repeat visitation. We particularly support investments that improve the experience of Melbourne's laneways, little streets and pedestrian corridors, where many independent businesses operate. We support investment into, Expanded Safe City cameras and visible safety presence; Increased cleaning and graffiti removal; Improved pedestrian access and public realm upgrades; and Safer and more walkable streets"*

Lord Mayor's forum

Participants raised items relevant to this topic including:

- Requests for Council assistance in implementing trash compactors and FOGO systems in apartment buildings
- Requests for Council to work with State Government to address vacant properties that are dilapidated and negatively impacting streetscapes
- Calls for investment in policing of anti-social behaviour including graffiti "We need to feel safe and look safe and clean as a starting point to attracting people"

Listening posts

There were 19 references to cleaning and 6 references to graffiti at listening posts. Most were from the City Square or Docklands listening post. Some comments are positive feedback about council's cleaning efforts. Some comment specifically relates to cleaning waterways. Otherwise, people raise concerns about litter, bin maintenance and graffiti in high-activity areas, with strong calls for either increased cleaning or smarter prevention approaches (e.g. public art to block graffiti).

Greening and open space

Participate Melbourne submissions

About 100 submissions broadly touch on some aspect of greening and open spaces. Most feedback is from residents and property owners, particularly in the CBD.

Some submissions emphasised the importance of **biodiversity and creating habitat for wildlife** when planning new open space:

> *"If Melbourne wishes to be a true Garden City, it must become a garden city for all living things, not only for humans. The expansion of the city makes this increasingly important. Every new tree, park and public space should help restore some of the habitat that urban development has taken away"*

> *"I support the proposed investment in the Garden City. I commend recent projects by the City of Melbourne including Dodds St and the Greenline which bring nature into the heart of the city. I encourage the City, wherever possible, to seek projects that bring together water sensitive urban design, biodiversity sensitive urban design and well-designed places for people."*

Submissions on greening and open space often refer to **specific projects in neighbourhoods.**

> *"As a Carlton resident, I would love to see funding for more green spaces and parks, particularly in the precinct between Elgin St to Cemetery Rd, which currently only has two tiny parks in Keppel St and Cardigan St. I'd love there to be money for a pocket park on Lytton St and the street turned into a no-through street to disincentivize rat-running."*

> *"The push for more green space in the Southbank precinct is a fantastic idea and I'm glad there is financial support for this undertaking. The recent upgrade to Boyd park has dramatically changed the vibe of the area and it's great to see locals using it as a hang out spot. I would love to see this continue in the central and western parts of Southbank as greenery is highly needed to break up the density of high apartment buildings."*

Several submissions request **park amenities** like seating and playground facilities

> *"It's great to see new parks and major open space upgrades, but don't forget about upgrading our much-loved local little parks too. I would prefer to see less money allocated to events and community safety officers, and more money allocated to local projects like playgrounds, picnic areas and garden beds."*

> *"Docklands requires improved infrastructure for families, including expanded spaces for children, better parks and playgrounds, safer public areas, and more activities for young people. "*

Written submissions

17 document submissions reference **greening and open spaces**. Most feedback is from resident associations, with mention to specific neighbourhood needs. These associations consistently note the need for more greening and open spaces to support liveability needs as well as suburb-equitable investment.

> *"Overall this budget is heavily CBD and project centric and not evidently suburb-equitable."*

> *"The Fawkner Park precinct is one of Victoria's most densely populated inner-city areas. It is served by a single major park guided by a 20-year-old master plan. The Draft Budget 2026–27 includes named capital commitments in many inner-city precincts, but none for Fawkner Park, the South Yarra Senior Citizens' Centre, or postcode 3004."*

A local resident association said as the majority of Docklands consists of high-rise apartments and commercial office buildings, it is critical our focus be placed on greening any remaining open space, pocket parks, footpaths, promenades, river frontage, balconies and rooftops.

> *"Greening is proven to increase biodiversity, contribute to the overall health of urban ecosystems, provide ecological value, assist in heat reduction (canopy cover/shade), improve air quality by filtering pollution and create a sense of place for residents and visitors alike."*

Other submissions speak to the need for more greening in growth areas like West Melbourne and Docklands as well as the desire for Greenline to continue inclusive of making the floating wetlands trial permanent.

> *"It is good to see the Greenline coming along the Birrarung, and with almost 1km of Birrarung frontage in Westgate Park, we hope to be included in Council's deliberations."*

Another local resident group said prioritising a greening project along this part of West Melbourne should be considered. The feedback is supported by 61 residents who are named in the submission.

> *"Growing a garden city at scale is a priority area for council, in order to improve liveability now and into the future. Stanley Street was identified for greening in council's Light Touch Review (2024) and West Melbourne Structure Plan (2018). With a mix of long-term residents and an influx of new residents attracted to West Melbourne's convenience (walk score 89/100), Stanley Street is in immediate need of green space to serve all residents and workers. Stanley Street West Melbourne is undergoing a rapid transformation. At a conservative estimate, over 1,000 additional residents will be moving into 0.12km2 of West Melbourne."*

Youth workshop

Attendees at the youth workshop felt that access to green areas, city parks, and natural spaces was a strong priority, described as critical for wellbeing, reflection, and connection. This balance contributed to the city feeling vibrant without being overwhelming.

> *"I like the investment in green space and city development, but I think more focus is needed on long-term maintenance and accessibility. For young people, it's not just about having these spaces, but whether they're inclusive, affordable, and actually support our day-to-day lives and future opportunities".*

> *"I think in the City, what is most important to me is having freedom. Freedom to study, work, play, eat, etc, and having appropriate spaces to be able to do all of those things here".*

Listening posts

Around 45 people raised parks, open space provision and greening at listening posts. This was most dominant at the North Melbourne, Kensington, City Square and Southbank listening posts. Strong desire for more trees, parks, playgrounds and green space to support liveability, families and higher density living.

Commentary often refers to specific projects in neighbourhoods like revitalising the Moonee Ponds Creek trail, greening the marina areas around the Docklands, improving parks in North Melbourne or providing open space in Southbank to support high density living.

Transport

Participate Melbourne submissions

There are 24 submissions about creating **pedestrian friendly streets**. Most of these are from people connected with the CBD.

> *I am very supportive of the pedestrian first nature of 26-27 budget. A city is for people. The very essence of an activity hub which should be walkable and accessible for all. A city should be designed to cater for the most vulnerable.*

> *As a student, I rely a lot on walking, public transport, and occasionally cycling to get around. Having safer, more accessible streets makes a big difference to my day-to-day life especially around busy areas where cars currently dominate.*

> *I think continuing to invest in pedestrian-friendly streets (like wider footpaths and more car-free areas) will make the city feel safer, more enjoyable, and more "Melbourne." It also makes it easier for students and younger people, who often don't drive, to get around.*

32 submissions reference **bike lanes**. Most of these are supportive, calling for greater investment in cycling infrastructure

> *"It's fantastic to see funding for the Queensberry St and Rathdowne St cycling lanes implementation in the 2026-27 budget. The Queens Bridge St and Flinders St cycling lanes consultation listed on the agenda is also great, but would love to see them happen sooner, particularly given the current oil crisis and the need to rapidly decarbonise our transport amid global heating. There should also be more funding for bicycle hoops and bike self-service stations (Fitzroy/Collingwood have 5 whereas Carlton has only 2 and they're both based in the unimelb precinct."*

> *"There needs to be more accessible transport to address concerns of those with mobility issues. Alternatively, people arriving into the city should be able to safely navigate it via bicycle. More bike lanes enable people to traverse the city quickly - this will only happen at scale if people feel safe to do so."*

> *"To make Melbourne a world-class city, we must move away from painted lanes toward high-quality, physically protected bike lanes. Taking inspiration from Scandinavian cities like Copenhagen, we need infrastructure that treats cycling as serious transport. Crucially, separate lanes keep car traffic moving unimpeded by bicycles, which reduces friction and makes the commute safer and more predictable for everyone."*

However, a small number of submissions were opposed to new and existing **bike lanes**, expressing a perception that they are underutilised

> *" Please don't destroy anymore roads with giant bike lanes. The bike lanes are massively underutilised whilst roads are always congested. They do not need to be so wide and never should have been built on top of car lanes. They're now a blight on our city."*

There are around 20 submissions referring to various **public transport** issues. Most of these submissions request changes and upgrades that are the responsibility of State Government rather than Council.

> *"The tram stop at this location (Elizabeth St and Flinders St) is cramped and dirty as much of the sewage and bird feces converge into the stop, and passengers often have no room to even wait at the tram stop as passengers try to disembark. A conversion of the tram stop to the accessible super stops like the other "tram blocks" along Elizabeth St will make this area more friendly and accessible for wheelchair users and parents with prams, and many have to skip the stop to go down the next one at Collins and Elizabeth St."*

> *"Additionally, I request that the council consider upgrading the tram stops along Spencer Street for Tram Route 86. The current stops are extremely cramped and do not provide sufficient space for safe boarding and disembarking. This often forces pedestrians to step onto Spencer Street to allow passengers to exit trams, creating a significant safety hazard for community members."*

Lord Mayor's forum

Participants raised items relevant to this topic including:

- Need for a traffic management plan for Southbank to boost pedestrian safety, resident safety, and traffic movement
- Requested Council investigate decibel sensors with cameras to catch hoons with loud exhausts and capture more revenue through fines.
- Use of technology to encourage turnover of parking spots

Youth workshop

Young people thought City of Melbourne was well connected through public transport. Affordable and efficient transport was seen as important. Stations were often a central meeting point.

Written submissions

There are 4 submissions about creating **pedestrian friendly streets**. 3 of these submissions relate to investing in neighbourhoods to have appropriate infrastructure to support walkability. 1 submission is from a CDD business that would like canopy covering to be installed along Degraves Street to make the street less weather dependant.

A local residents association said there needs to be ongoing investment in everyday liveability. Senior residents in particular would like more like to see additional street seating for resting points along key pedestrian corridors.

> *"Expanded seating and pedestrian-focused infrastructure would improve accessibility, comfort and safety for older residents and others with mobility needs, while enhancing overall neighbourhood amenity. While often low-profile, these investments are essential to the daily experience and wellbeing of Kensington residents"*

A business on Degraves street said semi-permanent or permanent canopy along this street that preserves the laneways character while providing weather protection. Such initiative would support small businesses and improve economic resilience during winter.

> *"Degraves Street is not just a laneway, it is a defining part of Melbourne's identity. With the right investment, it has the potential to become a fully weatherproof, globally recognised destination that operates at its best in every season."*

1 submission referenced **Bike lanes**, expressing the need for more protection along Harbour Esplanade.

Listening posts

8 people, mostly at the City Square listening post raised positive feedback about pedestrianisation, particularly the plans to close Flinders Lane. About 15 people at various listening posts raised improving and increasing bike lane and cycling infrastructure. This feedback emphasised the need for bike lanes for cyclist safety.

Around 27 people raised further transport commentary. This was largely day-to-day problem focussed and raised issues with public transport accessibility and affordability, traffic congestion, trucks and parking.

Other themes

In addition to the major themes outlined above, community members provided feedback on a range of other budget items:

Homelessness and substance abuse support services

Participate Melbourne submissions

27 submissions refer to **homelessness** in the city with most directly calling for greater action from the City of Melbourne to increase homelessness services. This includes wrap around services like housing and mental health services.

> *"During a housing crisis and cost of living crisis Melbournians are closer to being homeless themselves than ever. I believe it would make sense to put that money into either accelerating building existing planned social housing or implementing new plans for social housing."*

> *"Whilst I am ALL for reducing rough sleeping by increasing affordable accommodation & homeless shelters, I would hate to see resources dedicated to just moving homeless people on. Pushing them out of the city will only "paper over" the issue. I think money would be better spent on support services (vs. security guards to move people on)."*

There are 15 submissions referencing **drug and substance** abuse. Some of these note that public experiences of drug and substance use impacts their experience of safety in the city. Some call for more wrap around service support. Some make reference to perceived hot spot areas and call for these to be addressed.

> *"I believe greater priority should be placed on addressing youth crime, drug abuse, and supporting homeless individuals in overcoming alcohol addiction, rather than primarily allocating funds to ongoing support without strong intervention measures. Many public hygiene issues and damage to public facilities are linked to these problems. If crime and substance abuse are reduced, the city may also save significant costs currently spent on cleaning, repairs, and maintaining public spaces."*

Written submissions

4 document submissions mentioned **homelessness services** in the city with all of them directly calling for greater action from the City of Melbourne to increase homelessness services. This includes wrap around services like housing and mental health services. This overlapped with 1 document submission that mentioned **drug and substance issues.**

A non-governmental organisation calls for increased investment in health-led responses to support people experiencing vulnerability, particularly homelessness, mental ill health and alcohol and other drug dependence.

> *"The proposed $2.3 million investment in homelessness services lacks clarity and appears insufficient to achieve meaningful outcomes. There is brief mention of outreach, homelessness support, and drug and mental health rehabilitation. This level of funding is unlikely to sustain even a single comprehensive rehabilitation program overlooking the key fundamental issue: rehabilitation cannot be effective without stable housing. Once someone has completed rehabilitation, does one be discharged back on the street. I see this happen repeatedly with public hospitals and unsurprisingly I am yet to see anyone's health drastically improve."*

> *"Council should strengthen the Budget by committing to a Housing First pilot, interim safe sleeping options, stronger mental health partnerships, and clear outcome reporting on homelessness interventions."*

Listening posts

11 people at listening posts specifically raised **homelessness services** and support for people sleeping rough. People's feedback indicated recognition of homelessness as a social issue linked to safety and wellbeing. Feedback generally supports increased services rather than enforcement only responses.

8 people at listening posts raised concerns about substance abuse in relation to safety, antisocial behaviour and public health. Several comments explicitly connect drug use with the need for health and AOD responses rather than purely enforcement.

Greenline and Swimmable Yarra

Participate Melbourne

A number of submissions were supportive of the **Greenline project**, asking for it to be extended further down the river

> *"We encourage the Council to energetically pursue further stages of the Greenline to the benefit of the Yarra Birrarung It is heartening to see life, human and non-human, thriving in the first stage of the Greenline."*

> *"I want to also raise the consideration to have the Greenline project continue west beyond its current scope. Namely to include Rebecca's walk - all the way to the north side of South Wharf."*

Several submissions expressing concern that **Greenline project** appears to be cancelled

> *"Also, extremely unhappy about the obvious binning of Greenline. Councillors against it aren't fit to be on council. If this was a private business ditching its key projects that will generate value, shareholders would have you out on the street. Borrowing money is NOT a dirty thing when you're doing it to grow and support growth. Embarrassing thinking from councillors."*

> *"It's a disgrace that the remaining sections of the Greenline project are currently unfunded. Why promise something to the community and then renege on it? Phase 1 is good but Birrarung Marr was*

> *good already... the north bank of the Yarra from Flinders St station to the Docklands desperately needs the Greenline. Please get it back on track."*

Submissions also supported the **Swimmable Yarra project** and water sensitive urban design in general

> *"We urge the Council to implement its commitment to a Swimmable Birrarung through ensuring sufficient resources are allocated to the collaboration required to make it a reality. The 2050 target beckons and there is so much work to be done. The Yarra Birrarung is at the heart of the Garden City. All Garden City projects should incorporate water sensitive urban design"*

Listening posts

3 people, mostly at the QVM listening post, supported the **Greenline project** and expressed a desire to see it expanded in the future.

Youth workshop

Participants at the youth workshop were supportive of the **Greenline project,** seeing it as an investment in the future

> *"Burndap birrarung burndap umarkoo - What's good for the Birrarung is good for everyone'**,** this principle also applies to supporting our young people, and supporting the broader environment, not only as a direct investment in those people and environments but as a broader long-term investment with net benefit to everyone"*

Youth services and spaces

Youth workshop

Participants at the youth workshop were supportive of Council's current youth services and encouraged it to expand their offerings into skills-based training for young people, including first aid, mental health first aid (MHFA), leadership, and other practical life skills.

> *"I think it's really important that our services such as youth services, library services are well funded. I think there should be a lot more holistic 'whole of council' approaches towards program delivery, finding ways to get different demographics together"*

> "*As a student, what was really important to me is having access to programs and space which made it easier to study, connect, and feel part of the city. Especially, green areas and city parks"*

Listening posts

There are 6 references to youth services at the listening posts. Most of these relate to early years services rather than services for teenagers and young adults. One comment is related to youth employment programs for multicultural youth.

Events, festivals and arts grants

Participate Melbourne submissions

Submissions supported increased investment in Melbourne's arts sector through expanded grant funding, including support for small and independent organisations, First Nations arts and self-determination, artists, public art, and key cultural institutions.

> *"As the 'events capital', it's great to see the reasonable allocation (~$41m) towards activating the city through events and laneway activations."*

Other submissions focussed on strengthening the broader creative sector and cultural outcomes, while addressing community concerns and criticism regarding arts and artistic grant allocations.

> *"We are staring down a horrific future in which Arts organisations are priced out of existence. It is absolutely imperative to increase funding to the Arts and ensure the small to medium sector are sufficiently resourced to continue nourishing the practices of emerging, mid-career and established artists. We cannot contribute to culture, tourism and the economy if we have no venues to perform our work."*

Local Markets, tourism and small business

Participate Melbourne submissions

Submissions asked for more funding for makers and community markets across the municipality as a way to attract more visitors

> *"I am a trader at the fabulous Sunday Southgate makers market… a unique little market that attracts many interstate, regional and OS customers looking for that little extra, locally Australian made gift or personal purchase. I, believe that the Melbourne City Council could really help grow this weekly market and seriously consider funding the long-term future of this special little gem of a market."*

Listening posts

There were 15 references to business support at the listening posts. Most were from the QVM or Docklands listening posts. At QVM, people raised that development and construction has disrupted businesses at the market. Most comments called for more tourism to support businesses, while a resident raised that sometimes the QVM area feels very "business first" and that residents are a lower priority. In the Docklands, commentary relates to a need to increase foot traffic to improve business, particularly as rising prices impacts businesses

Queen Victoria Market

Participate Melbourne submissions

A number of submissions mentioned the Queen Victoria Market development, specifically the slow pace of development, the amount of spending on the development that could be spent elsewhere and missed opportunities for shade, amenity and activation

"I am disappointed in the slow pace of work at QVM. That giant open-air carpark is such a blight. Embarrassing for locals and tourists. And bad on hot days. Also attracting homeless people."

Listening posts

A number of conversations that were held at the QVM listening post were disappointed at the slow pace of the redevelopment of the market.

Food security

Written submissions

There were two written submissions that were focussed on food security.

A non-governmental organisation outlined the alignment of its food relief programs with Council's commitment to strengthen food security programs, invest in local food relief organisations and support people experiencing food insecurity, homeless and hardship. They expressed an intention to partner with Council to secure its existing food relief activities in the City and to fund its EAT.ATM program

> *"For more than 17 years, TBU has delivered essential food relief services without direct operational funding from Council. We now face unprecedented demand for food relief, rising costs and a challenging and difficult fundraising environment. TBU is seeking to work more closely with Council to build on our existing, proven and ensure its long-term sustainability within Melbourne's food security system."*

Another non-governmental organisation submission outlined how its proposed program is aligned with the objectives outlined in the council plan and requested funding to research, design and pilot a program to coordinate surplus food redistribution across the municipality.

> *"The idea is simple: good food should feed people, not landfill. Melbourne already recognises that rising food prices are affecting the community and that food rescue has a role to play. The Draft Budget states that Council is supporting food security programs that rescue surplus food and will expand the food rescue program at Queen Victoria Market so food relief providers can reach more vulnerable people. This submission asks Council to take the next practical step and explore how that approach can be broadened and better coordinated citywide."*

Both of these submissions were presented at the Community Forum on the 12th of May.

Kiosks and cylinders

Three emails were received responding to the rate increases to cylinders and kiosks for street trading, with two opposed, citing rising business costs, and one supportive, noting that the sites need to remain sustainable.

All cylinder and kiosk operators were contacted by phone to provide information on the proposed fee increases with all six kiosk operators and one cylinder operator supporting the fee increase.

> *"I wish to confirm that I fully support Council's proposal to adjust fees closer to market rates ... I understand how important it is to keep these sites sustainable, well-managed, and actively contributing to Melbourne's street life*."

Impact

Feedback gathered through community engagement is one important input into Council decision making. When community engagement results are presented to Council they are considered alongside several other inputs, such as technical advice, budget constraints, and previous commitments. This means Council may at times need to make decisions that some parts of the community may not agree with, because of other factors. For the community engagement on the Annual Budget 26-27 our commitment to the public is to provide community an opportunity to share feedback and consider the feedback in making the final decision.

Councillors considered community feedback at Councillor Forums on 5, 12 and 19 May 2026 and heard 35 members of the public speak to their submissions at the Special Future Melbourne Committee meeting on 12 May 2026. Council endorsed the Budget 2026-27 at the Council Meeting on 26 May, incorporating the **key substantive changes** in response to the community feedback received since the release of the draft Budget 2026-27 on 31 March 2026, as outlined below:

- City of Melbourne is committing $250,000 additional funding to strengthen food security and enhance the coordination of organisations addressing food insecurity. Food security is a key community issue affecting almost 1 in 2 Melbournians, and the investment will complement the Victorian Government programs which are the primarily source of funding in this space, in line with responsibilities.
- Reposition Little India under the strategic priority for a ‘Vibrant and creative Melbourne’, which reflects the cultural and economic potential for the precinct more adequately. In 2026-27 we will:
    - Engage extensively with Docklands and Indian communities.
    - Trial different activations to provide a tangible experience of potential ideas which could shape the precinct.
- Add a key activity to “Address infrastructure and amenity opportunities at Docklands” under the strategic priority to ‘Building a city for people’, aligned with the Council Plan key activity to ‘Plan for current and future growth and the delivery of urban renewal precincts with high-quality design outcomes, adequate community infrastructure and delivery of open space’. In 2026-27, we will:
    - Advocate to Development Victoria / Victorian Government for additional land to provide new community open space.
    - Investigate a new dog off-lead area.
    - Facilitate and advocate for an expansion of Docklands Primary School
    - Finalise the Docklands Public Realm Improvement Plan

Conclusion

The City of Melbourne would like to thank community members who have provided their views, appreciation, concerns and suggestions regarding the Budget 2026-27. Community feedback has resulted in several substantive changes to the Budget 2026-27, and the broader concerns and suggestions received will continue to inform planning and delivery in the future.

City of Melbourne will commence implementing the Budget 2026-27 from 1 July 2026.

3.1 Annual Planning and Budgeting 2026-27 - Submissions Hearing

Report Author: Rob Kisgen, Team Leader Enterprise Planning
Report Presenter: Justin Randle, Director Enterprise Planning and Insights
Executive Leader: Domenic Isola, Interim General Manager, Business Excellence

Executive Summary

1. The draft Budget 2026–27 community engagement has been conducted in accordance with City of Melbourne's Community Engagement Policy. It has yielded 380 formal submissions in total for consideration at today's submissions hearing. Further, the community engaged comprehensively regarding the draft Budget across other engagement channels, including at listening posts, hosted conversations, social media.

2. Budget submissions are provided by residents, businesses, workers and visitors as all segments are impacted by the services City of Melbourne provides.

3. Key topics attracting feedback were (1) safety, homelessness services and substance use, (2) Docklands and Little India, (3) Cleaning, graffiti and waste, (4) Greening and open space, and (5) Transport.

4. Pursuant to the *Local Government Act 2020*, the Budget is due for adoption by 30 June 2026.

Recommendation from management

5. That the Future Melbourne Committee resolves to:

    5.1. Consider all written submissions in response to the draft Budget 2026–27 and hears from anyone wishing to be heard in support of their feedback.

    5.2. Refer consideration of the Budget 2026–27 to the scheduled Council meeting on 26 May 2026.

Purpose

6. The purpose of this report is to present the public feedback received in response to the draft Budget 2026–27 ("draft Budget") and for the Future Melbourne Committee to hear submitters who have confirmed their intention to speak to the Committee regarding their submission.

Background

7. The Budget is a deliverable under section 94 of the *Local Government Act 2020* (the "Act") due for adoption by Council by 30 June 2025. It is a four-year rolling plan which outlines how we will allocate both financial and non-financial resources and details the services and activities we will fund in 2026–27.

8. Council approved the draft Budget for community engagement at the Council Meeting on 31 March 2026. Public display and community engagement were conducted consistent with Council's Community Engagement Policy.

9. The draft Budget was promoted through Council's corporate media channels and the documents made available to the public in hard copy and through the Participate Melbourne website.

10. The public feedback period ran from 31 March to 28 April 2026. The public had the opportunity to submit feedback through Participate Melbourne and engage with City of Melbourne through diverse channels including via joining us at a listening post or hosted conversation, or via social media and email.

Key considerations

11. The draft Budget and draft Plan are the result of many months of preparation including detailed officer planning and review, and consideration by Councillors.

12. A key input to the development of the draft Budget was drawing upon community feedback gathered through Council's various community engagement activities. This approach has strengthened Council's ability to embed community priorities through the development of the draft Budget activities aligned to community expectations.

13. This is reflected in the draft Budget, committing $73.2 million to make the city cleaner and safer, $26.4 million investment into Garden City, and more than $41.2 million for events, arts, culture, activation.

14. At the conclusion of the public feedback period a total of 380 submissions were made.

15. Key themes attracting community feedback include:

    15.1. **Safety, homelessness services and substance use:** Most submissions are supportive of the Community Safety Officer and Safe City camera programs, calling for focus on high-risk areas. Feedback reflects the linkage of safety issues to homelessness, substance use and mental health. Balanced, compassionate approaches combining safety with housing, health and social services rather than enforcement alone are raised in particular by opposing submissions.

    15.2. **Docklands and Little India:** While a minority of submissions support Little India at Docklands and see the opportunities it offers, the majority of submitters express caution about a single-theme precinct in Docklands, citing risks to multicultural identity, top-down delivery, service diversion, and social/economic impacts as key concerns. The feedback raises a desire for Docklands to be a residential neighbourhood with family and community amenity, not an events precinct, and improved investment into green spaces, cleanliness, harbour maintenance, schools, childcare and activities for young people.

    15.3. **City cleaning, graffiti and waste:** The majority of submitters call for increased focus on cleanliness and graffiti removal, waste compactors and high-rise food and garden organics solutions.

    15.4. **Greening and open space:** Submitters expressed strong support for more greening, open space and pedestrianisation, and call for equitable distribution, upkeep and neighbourhood level results.

15.5. **Active transport:** Overall positive sentiment, with strong support for pedestrianisation and cycling to improve safety, liveability and access. There are ongoing concerns from a minority about congestion, car access and bike lane use.

16. Through the submission process 62 people indicated their intention to speak to their submission at the Special Future Melbourne Committee meeting on 12 May 2026.

17. Please refer to:

17.1. Attachment 1 for topical considerations supporting the community feedback received

17.2. Attachment 2 for the verbatim text submissions received via Participate Melbourne

17.3. Attachment 3 for the document submissions received.

Legal

18. Pursuant to section 94 of the Act:

18.1. the Council must prepare a budget for each financial year and the subsequent three financial years

18.2. the budget must be adopted by 30 June each year

18.3. the Council must ensure the budget gives effect to the Council Plan

18.4. the budget must contain:

18.4.1. financial statements in accordance with the regulations under the Act

18.4.2. a general description of the services and initiatives to be funded in the budget

18.4.3. major initiatives identified by the Council as priorities in the Council Plan to be undertaken during each financial year

18.4.4. for services to be funded in the budget, the prescribed indicators and measures of service performance that are required to be reported against under the Act

18.4.5. a statement as to whether the rates will be raised by the application of a uniform rate or a differential rate

18.4.6. a description of any fixed component of the rates, if applicable

18.4.7. if the Council proposes to declare a uniform rate, the matters specified in section 160 of the *Local Government Act 1989*

18.4.8. if the Council proposes to declare a differential rate for any land, the matters specified in section 161(2) of the *Local Government Act 1989.*

18.5. For this Council, section 28 of the *City of Melbourne Act 2001* provides:

18.5.1. the Council may raise any general rates by the application of a differential rate even if it does not use the capital improved value system of valuing land

18.5.2. if the Council uses the net annual value system of valuation and declares a differential rate, the highest differential rate must be no more than 2 times the lowest differential rate.

19. Section 96 of the Act requires the budget is developed in accordance with:

19.1. the financial management principles set out in section 101 of the Act

19.2. the Council's community engagement policy.

Finance

20. There are no financial implications as a result of the recommendation from management.

Conflict of interest

21. No member of Council staff, or other person engaged under a contract, involved in advising on or preparing this report has declared a material or general conflict of interest in relation to the matter of the report.

Charter of Human Rights and Responsibilities

22. The recommendation contained in this report is compatible with the *Charter of Human Rights and Responsibilities Act 2006* as it does not raise any human rights issues.

Health and Safety

23. In developing this proposal, no Occupational Health and Safety issues or opportunities have been identified.

Consultation

24. In line with City of Melbourne's Community Engagement Policy, the Budget is subject to community engagement.

25. Community members had the opportunity to make a submission regarding the draft Budget 2026–27 via the City of Melbourne's Participate Melbourne website between approval of the draft documents on 31 March 2026 and 6pm on 28 April 2026.

26. Beyond the formal channels, the community engagement has been communicated via electronic mail outs, social media posts, e-newsletters, and the Melbourne Magazine. Community members could further engage with City of Melbourne regarding the draft Budget at six listening posts and hosted engagement conversations.

27. Responsible branches and subject matter experts have collaborated internally to prepare the thematic considerations in response to the feedback received, for Council consideration.

Relevance to Council Plan, Vision and Council Policies

28. The Budget supports the delivery of the Council Plan and other relevant Council policies and strategies.

Social and environmental impacts

29. The Budget funds more than 100 valued community services and the City of Melbourne's broader asset portfolio of $4.7 billion, thus enabling a vast array of community benefits and amenity.

30. Gender impact assessments and environmental impact assessments are conducted at individual program/project/service level where appropriate.

Attachment List

1. Annual Plan and Budget 2026 27 Topical considerations [**3.1.1** - 41 pages]
2. Annual Plan and Budget 2026 27 Community consultation verbat [**3.1.2** - 159 pages]
3. Annual Plan and Budget 2026-27 Community consultation document submissions [**3.1.3** - 272 pages]

Table of Contents

Homelessness services 3
Community safety officers 4
CCTV expansion 6
Affordable housing 7
Little India 8
City cleaning 10
Graffiti management 11
Waste, recycling and waste compactors 13
Greening and open space 14
Pedestrianise city streets 15
Bicycle lanes 16
Public transport 18
Parking fees 18
Arts grants 20
Events and festivals spending 22
Local markets and small business 22
Council rate increase 25
Library services 27
Pool and recreation fees 28
Stolen Generations Marker 29
Food safety 30
Family, youth and children's services 30

Table of contents

LGBTIQA+ 31
Riverslide skatepark 32
Greenline project 33
Street lighting 34
Queen Victoria Market 36
Protests in the city 38
Southbank ACCA forecourt 39
West gate tunnel toll road 39
Flood mitigation 40
EV Charging infrastructure 41

Table of contents

Annual Plan and Budget 2026-27: Topical summary and considerations to community submissions

Topic	No. of Submitters	Sentiment	Considerations
Homelessness services	23	Strong concern about the “no second night” rough sleeping policy. Opposition to merely moving homeless people on rather than addressing root causes. Preference for spending on support services, shelters, and accommodation, not enforcement or security. Strong concerns on drug and substance dependency – 17 April	Our Homelessness Strategy 2024–30 has a vision of an inclusive city where every person has a home and access to support to break the cycle of homelessness. The draft budget includes an increase in funding for homelessness services from $1.35million to $2.35million, this will enable increased number of assertive homelessness outreach workers, new complex case managers and longer operating hours for safe spaces for people experiencing homelessness to access support and pathways into housing. Council works closely with outreach teams, health services and specialist providers to support people sleeping rough, with a focus on engagement, safety and pathways into housing rather than simply moving people from one location to another. Council’s approach is to balance compassion for people experiencing homelessness with the need to ensure that parks, libraries and other public places remain safe and accessible for everyone. We also advocate strongly to state and federal governments for increased investment in social and affordable housing, mental health supports and long-term solutions, and deliver local initiatives, including supported housing projects, to demonstrate what works and to press for broader system change, this is reflected in the recently endorsed Advocacy and Partnerships Plan 2025-29. The exploration of a no second night out policy reflects the aspirations within the Homelessness Strategy to prevent homelessness through early intervention and to aim to ensure that if someone does experience homelessness it is brief and non-reoccurring.

Table of contents

Topic	No. of Submitters	Sentiment	Considerations
			CoM works closely with drug and alcohol service providers located within the municipality to understand issues and service demand. We use the collated information to continue to advocate to state government for further supports and resources to assist people with substance abuse issues. The state government's Community Hub is scheduled to open on Flinders Street in late 2026 and will support people with substance use issues. The state government has also invested in additional outreach drug and alcohol workers to provide greater coverage across the CBD seven days a week.

Topic	No. of Submitters	Sentiment	Considerations
Community safety officers	67	Strong support for more visible safety presence, particularly around: • Queen Victoria Market • Libraries • Transport nodes • Carlton Some advocate customer-service style staff rather than police-style enforcement.	**Community Safety Officers** City of Melbourne is committed to improving safety and amenity in the public realm and included as one of our key activities in our 2025-29 Council Plan: • Improve safety in the public realm by expanding visible safety presence, advocating for increased police resourcing, advocating for monitoring and continuing to progress bail and sentencing reform and investing in safety infrastructure and city cleaning Last year we introduced an enhanced Community Safety Program, including the introduction of our Community Safety Officers, because people told us they value safe and welcoming streets. Initial feedback to the introduction of this program was positive. This is why, in progressing our Council Plan key activity, the draft 2026-27 budget

Table of contents

Annual Plan and Budget 2026-27: Topical summary and considerations to community submissions

Topic	No. of Submitters	Sentiment	Considerations
		Calls to integrate safety officers with mental health and outreach services. Nighttime foot patrols in graffiti hotspots	includes an expansion of the Community Safety Officer workforce, as a visible safety presence in the city by a further 11 additional officers. This will allow us to consider patrols through a broader range of hot spots that are being identified by evidence-based data as well as through feedback, such as that being received during the consultation for our draft budget. The purpose of the Community Safety Officers will continue to ensure compliance with relevant legislation relating to safety and amenity in the city but will also continue to balance this with support to the community and to be a highly visible presence in the community, deterring anti-social and on-street behaviours and contribute to improved perception of safety. This is why the training provided to our officer includes nationally accredited competencies in mental health, negotiation skills, working with diverse people, Aboriginal and Torres Strait Islander cultural safety, responding to behaviours of concern, personal protection, use of handcuffs, preparation of evidence, and advanced first aid, among others. The team regularly engage with and support people who are experiencing homelessness or are experiencing a period of vulnerability. This support varies from providing referrals or updates to service providers on the presentation of people they're supporting, linking people up with services, supporting people through heat events by the provision of water and other appropriate resources, referring missing persons to Police or child protection and support of people until service providers can respond.

Table of contents

Annual Plan and Budget 2026-27: Topical summary and considerations to community submissions

Topic	No. of Submitters	Sentiment	Considerations
CCTV expansion	15	Install cameras to monitor graffiti hot spots	**Safe City Camera Program** City of Melbourne is committed to improving safety and amenity in the public realm and included as one of our key activities in our 2025-29 Council Plan: • Improve safety in the public realm by expanding visible safety presence, advocating for increased police resourcing, advocating for monitoring and continuing to progress bail and sentencing reform and investing in safety infrastructure and city cleaning We continue to hear that people value safe and welcoming streets. This is why, in progressing our Council Plan key activity, the draft 2026-27 budget includes upgrading and expanding the Safe City Camera network by up to 150 cameras Last year, following community engagement, we endorsed a revised Safe City Camera Policy with a staged implementation. While the engagement identified a range of concerns regarding surveillance, privacy, data protection, it also highlighted that many people saw benefits to enhancing the network including to improve the presentation of the city, safety including road and pedestrian safety, addressing waste management and environmental issues and providing more accountability for people breaching local laws including graffiti. The draft budget will continue to support the roll out of these new policy settings and our work to put in place important transitional activities to enhance governance, oversight and accountability of the safe city camera program prior to expanding the use of the camera network.

Table of contents

Annual Plan and Budget 2026-27: Topical summary and considerations to community submissions

Topic	No. of Submitters	Sentiment	Considerations
Affordable housing	10	Concern that funds should be redirected from projects like Little India toward community housing initiatives. Support for affordable accommodation and shelters as the primary solution to rough sleeping. Criticism of council involvement in affordable housing, arguing it is a state government responsibility. Calls for social and affordable housing units instead of spending on events and precinct branding.	Affordable housing initiatives are being delivered within the existing budget allocation. The focus for 2026/27 is to respond to significant Victorian Government reforms that facilitate affordable housing contributions from private development. Refer to Little India response above for the rationale for this initiative. Council has demonstrated strong commitment to ending homelessness through its flagship supportive accommodation project, Make Room. This provides 50 apartments for people experiencing rough sleeping in Melbourne. Council is also leasing a site in West Melbourne for a long-term affordable housing project. Affordable housing is a key issue for our community, and all tiers of government have a role to play in its delivery. While the Victorian Government is responsible for the delivery of public housing, Council has a role in securing affordable housing through the planning system, advocating to other tiers of government for better outcomes and increased funding, and the delivery of strategic projects on council-owned land. Events and branding play an important role in the vibrancy, inclusivity and vitality of our city. Affordable housing initiatives are being delivered within the existing budget allocation.

Table of contents

Topic	No. of Submitters	Sentiment	Considerations
Little India	129	Opposition themes: • Poor timing during cost-of-living crisis • Risk of division and community tension • Lack of consultation • Threat to Docklands' identity and liveability • Preference for spending on safety, cleaning, public transport, green space Support themes: • Recognition of Indian community contributions • Economic activation for Docklands post-COVID • Celebration of multiculturalism • Willingness of community members to participate artistically or voluntarily	The Little India precinct will be a place where *all* Melbournians will be welcome to experience the culture and traditions of our vast Indian community. This will result in enhanced resident amenity and a careful balance of activation versus recreation. The physical area being considered is small. Little India is not a whole of Docklands concept, and the broader Docklands area will continue to be activated in other ways including famers markets, a seafood festival, music, public art and sport – with a focus on family and celebrating our multicultural community. The Little India offering is not yet confirmed, however, ideas under consideration include outdoor cooking and dining facilities; increased recreation facilities including sporting courts, public art, family-friendly initiatives and greater connection to existing services and activities. Studies undertaken have demonstrated strong support amongst surveyed stakeholders for the formation of a regionally significant Little India in the City of Melbourne and Docklands presents as a leading neighbourhood within City of Melbourne to explore a regionally significant Indian cultural precinct or Indian cultural hub due to existing Indian businesses, a clustering of Indian Australian residents, and because of its transport links. It was also the preferred location amongst surveyed stakeholders. As we progress plans, many opportunities will be available for community participation and consultation, including artistically. We absolutely recognise the need to protect resident amenity and ensure local community benefit as we progress plans for Little India. Initial stages will include trial activations to ensure we get the balance right.

Table of contents

Annual Plan and Budget 2026-27: Topical summary and considerations to community submissions

Topic	No. of Submitters	Sentiment	Considerations
		23 April: how to be involved in the precinct.	Culture precincts such as Chinatown, Little Italy / Lygon Street and Koreatown do not divide communities. They bring them together. The Docklands area already hosts a number of major events including football each weekend, farmers markets, festivals and live music. Little India activation will complement and enhance this, but we understand the need to ensure resident amenity is kept paramount. In the coming months, a range of consultation opportunities will be advertised, and we encourage all members of our community to get involved. In addition to this activity, further work is being undertaken by the council to address the longer-term needs of the Docklands community. This work is being progressed through strategic planning processes and includes consideration of additional community infrastructure and open space required to support both the local community and visitors to the area. Specifically, this includes the Community Infrastructure Plan, which is scheduled to be considered by Council in June 2026.

Table of contents

Annual Plan and Budget 2026-27: Topical summary and considerations to community submissions

Topic	No. of Submitters	Sentiment	Considerations
City cleaning	76	Issues include overflowing bins, smells, litter, hard waste dumping, human waste, and poor enforcement. Calls for: • Better cleaning performance oversight • Increased fines and penalties • Education and behaviour change, not just clean-ups NEW summary • General cleanliness and litter management • Rubbish bins and waste infrastructure • Graffiti removal • Enforcement and penalties • Public toilets and hygiene • Food business cleanliness • Cleaning linked to broader safety and social issues	**General** We have committed over $34.2 Million to cleaning and removing graffiti from our streets and public spaces. This is the biggest financial commitment ever made by the City of Melbourne. This includes upgrading the entire Smart Solar Compactor bin network which will see significant improvement to overflowing bins and the public litter network overall. We have bolstered our Rapid Response Clean Team who will continue to provide a one-hour response to emergency cleaning issues including bodily waste, broken glass, spillages and syringe removals. The Team will also prioritise removal of dumped rubbish, attending to all reports of dumped rubbish within 3 hours. **Better Cleaning Performance** Our Clean City team closely oversees our street cleaning and graffiti management services to make sure they are delivered to a high standard. We regularly check work on the ground, review performance, and work closely to address issues quickly. Our Clean City Auditors conduct over 300 audits per month to monitor and maintain high level services for street cleaning and graffiti management. **Enforcement and Penalties** The City of Melbourne has introduced dedicated Public Amenity Enforcement Officers to help keep the city clean and well managed. These officers focus on preventing littering, illegal dumping, and ensuring commercial bins are used correctly. They work by investigating issues and taking enforcement action when needed to protect the cleanliness and amenity of public spaces.

Table of contents

		• Positive feedback	**Education and Behaviour Change** We have created the 'We love a Clean City' branding campaign to provide public engagement and messaging around accountability and maintaining cleanliness. The messaging has been rolled out to our street cleaning fleet and will be displayed on all new solar compactor bins.

Topic	No. of Submitters	Sentiment	Considerations
Graffiti management	18	Graffiti seen as a major contributor to decline in amenity and safety perception Calls for: • Faster removal • Stronger penalties • Youth diversion programs to address root causes Some note visual pollution from advertising should also be addressed, not just graffiti. 20 April – NEW – Wants increased budget to $150m	**Graffiti removal targets** We're committed to keeping Melbourne clean and welcoming, with very strong targets for fast graffiti removal right across the city. Offensive graffiti is treated as a priority and is attended to within one hour. This includes regular audits, reviewing performance and working closely with crews to fix issues quickly when they arise. **Enforcement and penalties** We understand that the community wants to see stronger consequences for those who vandalise public and private property. Alongside our rapid response targets, the City of Melbourne is working closely with Victoria Police to collaborate on more efficient ways to identify, catch and prosecute graffiti offenders. This includes improving information sharing and enforcement processes to deter repeat offending. Our focus remains on responding quickly when graffiti occurs and supporting stronger enforcement to help prevent it from happening in the first place. We are also working with the Local Laws team, with dedicated enforcement officers actively targeting littering and illegal dumping across the city.

Table of contents

Annual Plan and Budget 2026-27: Topical summary and considerations to community submissions

Topic	No. of Submitters	Sentiment	Considerations
			Education programs We are developing education and behaviour change programs to help reduce littering and graffiti and encourage pride in our public spaces. As part of this work, we created the *We Love a Clean City* campaign, which focuses on public awareness, shared responsibility and positive behaviour change around keeping City clean. **Illegal advertising and posters** We note that visual pollution extends beyond graffiti. In the City of Melbourne, Local Laws address illegal bill posters and unauthorised advertising on public infrastructure. These matters are investigated and enforcement action is taken where advertising is placed without permission. Our approach focuses on protecting the City's visual amenity by addressing all forms of illegal advertising, not just graffiti. **Budget Allocation** Graffiti management and street cleaning are ongoing priorities for the City of Melbourne, and our teams work collaboratively across the organisation to deliver services that meet agreed performance standards for the city. Council undertakes a very thorough and considered budget process each year. This process involves individual work areas working closely with our finance team to assess operational needs, contractual requirements and competing priorities across the organisation. While work areas operate within the parameters of their contracts and

Table of contents

Annual Plan and Budget 2026-27: Topical summary and considerations to community submissions

Topic	No. of Submitters	Sentiment	Considerations
			service requirements, final budget allocations are determined as part of Council's overall financial planning and are endorsed through the formal budget process.

Topic	No. of Submitters	Sentiment	Considerations
Waste, recycling and waste compactors	32	Support for waste compactors and supporting more funding 22 April: Requests for new compactors and hubs with specific locations given. More funding for Resource Recovery Hub Expansion Program More expansion of FOGO in Southbank	We are pleased to have community support for waste compactor hubs and acknowledge that existing hubs have delivered improved amenity and reduced truck movements in surrounding areas. The current program will introduce eight new mini compactor hubs within the CBD, with two still to be completed, in addition to the five existing large compactor hubs. Council will continue to monitor and assess the performance of existing hubs and consider future expansion opportunities both within and outside the CBD as part of longer-term planning. The expansion of the Food Organic and Garden Organic service for residents in high rise apartment buildings will divert waste from landfill by turning food scraps and garden clippings into valuable compost for parks, gardens and farms.

Table of contents

Annual Plan and Budget 2026-27: Topical summary and considerations to community submissions

Topic	No. of Submitters	Sentiment	Considerations
Greening and open space	90	Strong support for: • More trees • Park upgrades • Wildlife-friendly planting Complaints that some suburbs (e.g. West Melbourne, Docklands) miss out repeatedly. Desire for greenery to offset apartment density and concrete environments.	We note the strong support for increased tree planting, park upgrades and wildlife-friendly planting, and acknowledge the important role these initiatives play in improving liveability across the city. The draft budget includes an investment of $26.4 million under the Growing the Garden City program, which will support a range of greening and open space initiatives, in • Planting up to 3,000 new trees across the city. • Delivering new and upgraded parks in areas including Southbank, North Melbourne, and Kensington. • Continuing works on Market Square Park at Queen Victoria Market. • Progressing the University Square redevelopment. • Planning the next stage of the Greenline along the Yarra River (Birrarung). In Docklands, the annual Park Renewal Program will replace the playground at Docklands Park, while the Transport and Amenity Program is progressing greening upgrades along Hawke Street in West Melbourne The Elizabeth Street Strategic Opportunities Plan sets out a strong long-term vision for Elizabeth Street. However, the delivery of Stage 1 demonstrated that significant physical site constraints, underground services, and complex authority requirements limit the viability of progressing the Plan in its current form. Subsequent reviews and preliminary feasibility work for Stages 2 and 3 indicate similar constraints to those experienced in Stage 1, with substantial technical risks remaining unresolved and further detailed investigations required prior to concept development. Since Stage 1, Council has implemented a range of interim improvements to address amenity, safety, activation and asset management outcomes, supported by CPTED initiatives, improved stakeholder coordination, and ongoing engagement across the precinct. The preliminary feasibility assessment indicates that while elements of the Plan's vision

Table of contents

Topic	No. of Submitters	Sentiment	Considerations
			may be achievable, doing so would require a fundamental reset of scope, design ambition, and delivery approach to respond to current conditions, risks, and community expectations. Council needs to determine what the best way forward would be. The strategic vision for the Moonee Ponds Creek Corridor is identified in the Moonee Ponds Creek Strategic Opportunities Plan and the Macaulay Structure Plan. Planning Scheme Amendment C417, which implements the Macaulay Structure Plan was subject to an Advisory Committee appointed by the Minister for Planning from 7 April to 1 May 2026. This includes a development contributions plan for funding projects in Macaulay and built form controls that protect the creek corridor. Project improvements in the Moonee Ponds Creek corridor are identified here: https://www.melbourne.vic.gov.au/moonee-ponds-creek-strategic-opportunities-plan

Topic	No. of Submitters	Sentiment	Considerations
Pedestrianise city streets	23	Strong support for pedestrianising little streets and reducing private car dominance in the CBD. Seen as long overdue and necessary given CBD residential density.	We are making it easier and more enjoyable to walk around the city by improving streets and creating more space for people. This includes redesigning some of Melbourne's little streets (Flinders Lane) so they better support people who already walk to get around and encourage more people to choose walking as a healthy, convenient way to travel. These changes also help us prepare for more people moving around the city, including the increase in activity expected around new metro stations and as more people live in inner-city neighbourhoods. As Melbourne's population grows, our streets need to move more people. Walking is already the main way people travel in the central city with nearly 90% of trips in the Hoddle Grid are made on foot. Studies for Transport Strategy 2030 showed that many

Table of contents

Annual Plan and Budget 2026-27: Topical summary and considerations to community submissions

Topic	No. of Submitters	Sentiment	Considerations
		Some concern about loss of parking and access if not managed well.	footpaths are overcrowded, particularly on the little streets, where the need for more space, comfort and safety has been clear for some time. By improving footpaths and street layouts, we are responding to this demand and helping the city work better for everyone who lives in, works in or visits Melbourne. While it is acknowledged that the delivery of this infrastructure has impacted on-street parking in some locations, in the municipality there are approximately 68,000 off-street parking spaces across 130 car parks, with around 40 percent located within the CBD. Council also recognises that some community members have concerns about traffic impacts and value for money, and these views are considered alongside broader transport, safety and city-shaping objectives.

Topic	No. of Submitters	Sentiment	Considerations
Bicycle lanes	32	Mixed views: • Strong support for wider bike paths and reducing car dependence. • Minimal opposition arguing bike lanes remove parking, worsen congestion, and are underused.	We are delivering high-capacity, physically protected bicycle lane infrastructure to support existing commuters and encourage greater uptake of active transport across the City of Melbourne. This includes a focus on safe, separated bicycle lanes that improve accessibility and support a shift away from private car use. We will continue to deliver bicycle lane projects through the Cycle Infrastructure Program to achieve the target of 50 kilometres of new protected cycling infrastructure by 2030. Community feedback has highlighted the importance of well-designed cycling infrastructure, including physically separated treatments, clear visual differentiation and appropriate intersection and traffic signal changes to support safety and minimise

Table of contents

Topic	No. of Submitters	Sentiment	Considerations
		Minimal argument that bicycle lanes should be removed to: • Free up parking • Improve traffic flow • Reduce idling and emissions	operational impacts. These considerations are being incorporated into the planning and delivery of new bicycle lanes, particularly within the CBD and on key corridors where demand for walking and cycling is highest. While it is acknowledged that the delivery of cycling infrastructure has impacted on-street parking in some locations, there are approximately 68,000 off-street parking spaces across 130 car parks available across the municipality, with around 40 percent located within the CBD. Council also recognises that some community members have concerns about traffic impacts and value for money, and these views are considered alongside broader transport, safety and city-shaping objectives. As Melbourne continues to grow, it is essential that residents and visitors can move easily across the city to access services and employment opportunities that support thriving communities. Given existing network constraints, this growth must be accommodated through space-efficient transport options. Active transport plays a vital role in enabling efficient movement of people as the city continues to densify and enhances Melbourne's liveability. As part of the Council Plan, there is a commitment to refresh the Transport Strategy 2030 to ensure new transport and movement opportunities—such as new and upgraded metro stations—are fully optimised to support ongoing population growth. This will be supported by a clear framework to respond to increasing and changing transport needs, including car movement parking, cycling infrastructure and bike user facilities and walking, and broader movement and access requirements as more people live, work and visit the city.

Table of contents

Annual Plan and Budget 2026-27: Topical summary and considerations to community submissions

Topic	No. of Submitters	Sentiment	Considerations
Public transport	24	Frustration with 30–60 minute gaps in off-peak services. Call for 10-minute all-day services in suburbs. Concern that parking and fines increase without viable transport alternatives.	**Public Transport** We regularly liaise with the Department of Transport and Planning (DTP) to improve public transport capacity and service frequency across all times of the day, in line with the objectives of the City of Melbourne Transport Strategy 2030. We will continue to advocate to the DTP for improved and more frequent public transport services for the City of Melbourne. We have supported the delivery of the Melbourne Metro Tunnel Project to increase overall network capacity, enabling higher train frequencies across the rail network. In addition, we are actively advocating for and working with the DTP to deliver the Next Generation Tram Program, which aims to improve service frequency, capacity, and the overall quality of the passenger journey.

Topic	No. of Submitters	Sentiment	Considerations
Parking fees	12	Objection to parking fees increasing from $7 to $7.30 per hour. View that fee increases disproportionately affect workers	We note concerns about the parking costs on workers where public transport options are limited or unreliable. In the CBD, all paid parking is restricted to a maximum stay of 2 hours, to support turnover for businesses and city activities. We encourage workers commuting to the city to park in one of our 2,000 all-day paid parking spaces available outside the CBD.

Table of contents

Annual Plan and Budget 2026-27: Topical summary and considerations to community submissions

Topic	No. of Submitters	Sentiment	Considerations
		when public transport is inadequate. Concern about punitive enforcement rather than practical transport solutions. Support for higher parking fees to discourage cars – 17 April	These all-day paid parking rates are proposed to remain unchanged in FY2026-27 at $2p/h. Across the municipality we have approximately 18,000 on-street spaces which are provided without a fee. We encourage people driving to the city to plan ahead to find the parking that suits their needs. This includes considering our on-street parking options or looking for deals at one of the many commercial off-street car parks in the city. After freezing onstreet parking fees at $7 per hour since 2018 in the CBD, fees will increase in the FY2026–27 in line with CPI, from $7 to $7.30 p/h. The maximum time permitted in paid zones remains two hours, supporting access rather than long stay parking. The cost for off peak parking in paid zones (after 7pm) and on weekends will increase from $4 to $4.20 p/h. Fees will remain significantly less than most off-street parking options. In 2024, all parking in the CBD was reviewed and refreshed in line with our Parking and Kerbside Management Plan. This refresh resulted in a 14% increase in accessible (disability permit) parking spaces, increasing the total to more than 140 accessible spaces in the CBD and more than 750 across the municipality. The provision of accessible parking bays has also been made more consistent, with at least one accessible parking bay provided in each street segment in the CBD. Further information about parking for people with a disability, including a map of all accessible parking bays across the municipality, can be found here . Members of the public can provide feedback about accessible parking, or any other parking related matter, any time via the survey located here. All insights gathered

Table of contents

Topic	No. of Submitters	Sentiment	Considerations
			through the survey are considered alongside parking data for that local area at the next annual parking review. Council's Transport Strategy and Parking and Kerbside Management Plan recognise that parking pricing can influence travel choices and support broader sustainability and congestion management outcomes. Council continues to consider how parking, enforcement and broader transport settings work together, alongside advocacy for improved public transport services, to support workers, residents and visitors to the city.

Topic	No. of Submitters	Sentiment	Considerations
Arts grants	15	Enhanced grant funding for the arts Support for small and independent arts organisations Creative Melbourne grants allocation First Nations arts funding and self determination Artist grants and public art funding	Council's Arts Grants provide a critical income source for creatives as well as serving to activate our city. The bulk of this funding has been committed for a 3-year period with FY27 the second year of our triennial funding agreements. Council's public art activities are delivered separately from the arts grants program, including the Dodd Street Public Art project, which comprises five separate elements. Council is aware of funding decreases made by Creative Victoria and the risk this poses to the creative sector. It will be developing a new Strategy within the next 12 months that focuses on supporting the Melbourne creative sector and this will include broad community and sector consultation to ensure its programs and activities align with what's required and desired.

Table of contents

Annual Plan and Budget 2026-27: Topical summary and considerations to community submissions

Topic	No. of Submitters	Sentiment	Considerations
		Investment in specific cultural institutions Criticism of arts and artistic grants Broader creative sector impacts	Council's Stretch Reconciliation Plan 2024-27 is demonstrative of Council's strong commitment to ensuring First Nations investment and participation in art and cultural activities. This includes, but is not limited to, investment in YIRRAMBOI festival, the Stolen Generations Marker, the University Square commission, acquisition of First Peoples artists into Council's art and heritage collection and commissions across Arts House and Art Play.

Table of contents

Annual Plan and Budget 2026-27: Topical summary and considerations to community submissions

Topic	No. of Submitters	Sentiment	Considerations
Events and festivals spending	26	Criticism of $26M spent on Moomba, New Year's Eve and Christmas events. Criticism that large events: • Prioritise tourists over residents • Create congestion and disruption • Divert funds from essential services whilst disrupting residents, tradies and families. Calls to cut festival spending and redirect funds to essential services and rebates.	The City's events program delivers free, family-friendly experiences for residents while supporting local businesses and the broader economy. Distributed delivery across multiple precincts reduces crowd concentration and enables participation close to home, with research showing strong resident attendance, high satisfaction and increased civic pride and connection. In 2025 the events program attracted millions of attendances, supported thousands of jobs and generated significant economic benefit, with spending flowing primarily to local hospitality and retail. Council continues to refine delivery to maximise community outcomes and reviews event investment annually to ensure it remains balanced, effective and supportive of core services.

Topic	No. of Submitters	Sentiment	Considerations
Local markets and small business	37	1. Specific Proposal: Establishing a Makers Market on Railway Place West Melbourne is suggested as a	Markets are places that bring communities together, support local economies, and add vibrancy to our places. The City of Melbourne supports markets and works closely with market operators to ensure the quality of markets across our city remains high.

Table of contents

Annual Plan and Budget 2026-27: Topical summary and considerations to community submissions

Topic	No. of Submitters	Sentiment	Considerations
		way to revitalise the area and address the lack of funding 2. Sunday Southgate Makers Market (Southgate Promenade) Since its inception in late 2024, the market has grown and contributed to the vibrancy of the Southgate promenade. Traders are concerned about the market's future due to a change in precinct ownership and the departure of a key supporter, urge the Melbourne City Council to consider funding the market's long-term future. NEW: Nothing there about support for small businesses. Small business's need to finally get some support. So many have closed down due to rising costs (wages, cost of goods, rates, etc) and it's getting hard and harder year on year.	The City of Melbourne would like to see more markets established across our city. To achieve this, we are working with Business Associations, traders, artists, and our communities, to identify exciting market opportunities in new locations – like Harbour Esplanade. The Southgate Sunday Market is an adored market that is going through a period of change. In this period, Council is working with the current market operators, while exploring opportunities for the market's future. The City of Melbourne is committed to the ongoing success of small business, a key focus of The Melbourne Advantage -Economic Development Strategy 2030. The Strategy recognises that small businesses underpin Melbourne's economy, vibrancy and liveability, particularly across retail, hospitality, creative industries and emerging enterprises. Small business priorities are embedded across multiple strategic pillars, including: **Pillar 3: Alive with energy.** Specific priorities include: • Activate the city throughout the year with a world-class public and business events program that celebrates Melbourne's diversity and global appeal. • Enhance local precinct development and placemaking by establishing targeted initiatives such as business improvement districts. • Sustain a vibrant experience economy by improving the operating conditions for retail, hospitality and live music across the municipality. **Pillar 4: Melbourne's competitiveness.** Specific priorities include: • Cultivate emerging businesses with targeted investment, streamlined regulation and pilot-innovation initiatives.

Table of contents

Annual Plan and Budget 2026-27: Topical summary and considerations to community submissions

Topic	No. of Submitters	Sentiment	Considerations
			• Nurture Melbourne's 24-hour economy by adapting regulatory frameworks and processes, aligning Council operations and supporting traders to meet evolving city rhythms. • Advance business success via a proactive Business Concierge service, clear communication and targeted information. • Focus on minimising costs by offering competitive rates and keeping fees and charges as low as possible. We can also cut red tape and streamline approval processes for business and development. **Pillar 5: Melbourne's liveability.** Specific priorities include: • Elevate the creative sector through collaborative platforms, public art programs and accessible, flexible workspaces. • Enhance city amenity with dedicated programs to keep Melbourne clean, safe and welcoming for all. In FY27, we will establish two pilots in Docklands and Collins Street, to inform the development of business improvement districts. Our Business Concierge team provides tailored engagement and case management support to new and established small businesses, and our Business Growth and Impact Grants and Business Event Sponsorship program provide fiscal stimulus and opportunities for knowledge exchange. The Innovation Development Fund supports small businesses by creating clearer pathways for startups and early-stage enterprises to start, test and scale in Melbourne. Through targeted grants, ecosystem connections, capacity building and improved access to information and services, the Innovation Development Fund will help innovation-led small businesses grow, commercialise ideas and compete more effectively. By strengthening innovation ecosystems, precincts and broader sector

Table of contents

Annual Plan and Budget 2026-27: Topical summary and considerations to community submissions

Topic	No. of Submitters	Sentiment	Considerations
			support, this work complements Council's broader small business priorities and contributes to a more resilient, inclusive and competitive local economy. Increased funding for our Customer Safety Office program, more Safe City Cameras, local business precinct association support and investment in events that drive visitation are other key measures that support small business in the City of Melbourne.

Topic	No. of Submitters	Sentiment	Considerations
Council rate increase	14	Objection to the 2.75% rate increase, especially in the context of rising living costs. Concern about the cumulative impact on new homeowners. Perception of a "double increase" following last year's rate relief or freeze. Calls for freezing rates entirely to relieve pressure on residents.	We acknowledge that the imposition of council rates represents a cost to rate payers and we are committed to using rates revenue in a responsible manner that returns a benefit to the entire community. The level of rates charged is governed by State Government legislation and the Fair Go Rates System (FGRS) that sets out the maximum that can be increased in any year. For FY27, this increase is 2.75% which is below the current prevailing inflation rate of approximately 3.4%. A discount was provided in the prior year and this one-off benefit worth $10.3 million to the community will not continue into FY27. As a one-off benefit, this was always a temporary measure in nature. For clarity, council rates did increase last year in line with the FGRS cap limit however, the one-off credit is the element that is not recurring in FY27.

Table of contents

Annual Plan and Budget 2026-27: Topical summary and considerations to community submissions

Topic	No. of Submitters	Sentiment	Considerations
			With rising costs that are increasing at a higher rate than the rate cap of 2.75%, the need to ensure such costs can be funded is fundamental to maintain financial sustainability.

Table of contents

Annual Plan and Budget 2026-27: Topical summary and considerations to community submissions

Topic	No. of Submitters	Sentiment	Considerations
Library services	12	Need for stronger integration between library social workers, on-street outreach teams, and PSOs to better support library users, particularly where libraries lack onsite security. Improve accessibility by extending library opening hours—especially on weekends and public holidays—and address staff shortages and pay, as well-resourced and adequately staffed libraries are essential to creating safe, welcoming community spaces. 17 April update: support for the idea of introducing a maker space at Southbank Library	The Library Social Work program works closely with many City of Melbourne street outreach teams with a focus on supporting library users experiencing homelessness or other complex challenges but also to support all library users. Teams work closely with a wide range of service providers across the city to ensure all people who use libraries get the right support when they need it. These include services that support people with substance use issues, family violence, and complex mental illness. The aim is to better support library users who may be facing these challenges. Libraries are always looking for better ways to support the community and to keep library spaces safe and welcoming. This includes exploring all available options, such as working more closely with Community Safety Officers. Council understands strong community interest in extended opening hours, including on weekends and public holidays, and is exploring options such as “Open Access Libraries”. This model would allow registered users to access library spaces outside staffed hours while maintaining safety and accessibility. While the new Southbank Library will be a larger library than the current library located at the Southbank Community hub, unfortunately space constraints mean a traditional makerspace is not currently included. The new library will, however, still offer access to creative technologies through a range of programs and workshops, and there will be lots of opportunities for maker-focused activities to occur if there is community interest. Great news is that dedicated makerspaces are available at nearby libraries, including narrm ngarrgu, Library at the Dock and Kathleen Symes Library.

Table of contents

Topic	No. of Submitters	Sentiment	Considerations
Pool and recreation fees	6	Questioning of $2 weekday pool sessions, noting most residents work during these hours. Implicit concern about whether recreation subsidies are appropriately targeted. Suggestions include: • Free or very low-cost access • Expanded eligibility Recreation as a public health investment	The $2 Swim program, first introduced in summer 2025, was delivered again in summer 2026 and is available to all City of Melbourne residents. The program is designed to support affordable access to swimming as a public health and wellbeing initiative. While some residents work during the day, Council pools operate from 6am to 8pm on weekdays, and feedback shows many people value weekday access for its flexibility before and after work, university or school. All gym and pool fees are reviewed annually to ensure they remain affordable. City of Melbourne pools and gyms provide important health, wellbeing and social benefits, and user fees help keep facilities safe, welcoming and accessible while supporting high-quality services and programs for the community.

Table of contents

Annual Plan and Budget 2026-27: Topical summary and considerations to community submissions

Topic	No. of Submitters	Sentiment	Considerations
Stolen Generations Marker	2	Opposition to council funding a Stolen Generations Marker. Argument that the project is divisive and outside council's role. Reference to the referendum result as justification for opposing spending in this area.	This delivers on a commitment in the Council Plan and CoM's Reconciliation Action Plan. Local government has a role in shaping public spaces, local identity and community connection. Melbourne's identity is an important civic asset, including its reputation for creativity, sport, food, arts and culture. A respectful, permanent place for reflection can help acknowledge history, support shared understanding and contribute to social cohesion. Further information on the Stolen Generations Marker can be found here. The referendum related to a proposed Voice to the Commonwealth Parliament. It was not a vote on council investment in First Nations recognition, public space or cultural projects.

Table of contents

Annual Plan and Budget 2026-27: Topical summary and considerations to community submissions

Topic	No. of Submitters	Sentiment	Considerations
Food safety	2	Concerns that: • Food business registration fees are too high • Well-run businesses subsidise poorly operated ones Calls for: • Fines for breaches • Discounts or incentives for compliant businesses • Stronger enforcement of hygiene standards	Council's Environmental Health Officers work closely with food businesses across the municipality to help them provide safe food to their customers. We register over 4100 food businesses, with a scale of registration fees based on the risk classification under the Food Act 1986. We take a risk based, educational approach during inspections whenever possible. When required officers will use all enforcement tools available to ensure compliance with food safety legislation. This may include orders, fines, closures and prosecutions.

Topic	No. of Submitters	Sentiment	Considerations
Family, youth and children's services	30	Community members are concerned that Docklands lacks sufficient infrastructure to support families, citing overcrowded primary schools, the absence of a local high school, limited childcare, and a	We acknowledge community concerns about the capacity of Docklands to meet the needs of families, including pressure on nearby primary schools, the lack of a local secondary school, limited childcare provision, and the availability of activities and spaces for children and young people. We recognise that social infrastructure is critical to supporting a growing residential population and agree that greater coordination and investment are needed to ensure Docklands develops as a genuinely family-friendly precinct. We will continue to work closely with Development Victoria and relevant State

Table of contents

		shortage of activities for children and teenagers. They argue that greater investment is needed in schools, parks, and family-focused services to make Docklands a truly family-friendly area.	agencies to advocate for coordinated, long-term planning outcomes, including improved education and childcare provision, expanded public open space, and opportunities for family-focused and youth-oriented services as the precinct continues to grow. In addition to the activities outlined in the budget, further work is being undertaken by the planning team to address the longer-term needs of the Docklands community. The Community Infrastructure Plan, scheduled for Council consideration in June 2026, will provide a clear roadmap to identify current and future needs, assess demand, and establish priorities for how and where community needs will be met over time.

Topic	No. of Submitters	Sentiment	Considerations
LGBTIQA+	3	There'd also very little for LGBTIQA+ people which is disappointing.	City of Melbourne recognises the importance of continued investment in LGBTIQA+ communities and notes that this support is embedded across a range of ongoing programs, services and partnerships. This includes longstanding support for Midsumma Festival; community grants that fund LGBTIQA+ organisations and community-led projects; and inclusive library programming such as Queer Book Club and Queer Stitch meet-ups. Council also provides funding for programs and support for LGBTIQA+ young people through Queerspace, contributing to safe, affirming spaces and access to support. Additional initiatives include the Rainbow Playgroup for LGBTIQA+ parents and carers, and Q-Fit at Carlton Baths, which delivers small-group, queer-friendly fitness training in a safe and welcoming environment. Together, these initiatives demonstrate City of Melbourne's ongoing commitment to supporting LGBTIQA+ communities.

Table of contents

Annual Plan and Budget 2026-27: Topical summary and considerations to community submissions

Topic	No. of Submitters	Sentiment	Considerations
Riverslide skatepark	2	Positive sentiment for Riverslide skatepark redevelopment	Thank you for sharing your thoughts and long-standing connection to skating in Melbourne. It's great to hear your enthusiasm for the Riverslide Skate Park redevelopment and your recognition of Melbourne as a city that values skate culture. The redevelopment will address the condition of the skate park while building on what skaters' value most and improving its integration with the surrounding environment. The project will deliver a contemporary, high-quality skate hub for the local community and visitors from around the world. We appreciate your support and passion for skating in Melbourne and look forward to seeing Riverslide continue to bring people together and spread the joy of skating.

Table of contents

Topic	No. of Submitters	Sentiment	Considerations
Greenline project	8	Strong criticism of any proposal to delay or cancel Greenline, calling it short-sighted. Others argue Greenline should be paused to redirect funds to cleanliness and safety. Support for extending Greenline west beyond current scope.	Greenline City of Melbourne is committed to making Melbourne a people-first city by delivering well-designed and connected places and this is reflected in our previous decision to implement our Greenline Project. This long-term transformational project will deliver a 4 kilometre seamless, connected journey along the northern bank of the Yarra River, with improved public spaces for events, public art and recreation along the way. The project has been split into five inter-connected precincts; Birrarung Marr, The Falls, River Park, Maritime and Saltwater Wharf, all highlighting the area's rich indigenous history. With the successful completion of the Birrarung Marr Precinct (Site 1) in 2025, our focus will now shift to project development and planning for the next sections between Birrarung Marr and Sea Life following successfully securing a $4.4 million grant from the Australian Government. We listened to our community in the development of our 2050 Vision to continue to back bold ideas in innovation, creativity and design to shape our city's future, which is the principal aim of transformative projects such as Greenline. What we also heard is that we need to continue to maintain a future focused stewardship of our resources and invest public resources where they deliver the greatest long-term benefit to Melbourne's resilience and liveability, and the need to choose strategic and evidence-based spending. This is why we developed not only a detailed business case and Masterplan for Greenline but also an Implementation Plan, backed by a Partnership and Funding Strategy that provides an overarching framework for developing partnerships to facilitate delivery of the Greenline Project, identifying partnerships and funding sources and opportunities.

Table of contents

Topic	No. of Submitters	Sentiment	Considerations
Street lighting	26	Criticism of spending on decorative or laneway lighting (e.g. Hosier Lane, Flinders Street). Contrast with poor lighting in residential streets, raising safety concerns. Preference for practical street lighting over aesthetic upgrades. Others raise light pollution impacts on wildlife, health, and the night sky. Calls for smarter, targeted lighting rather than blanket illumination. Support for Rosslyn St, West Melbourne.	**Laneway lighting** Council recognises that a consistent and high-quality approach to laneway lighting is essential to improving safety, accessibility and nighttime amenity. Well-designed lighting also plays an important role in supporting Melbourne's unique character by enabling creative expression and helping to activate public spaces. The proposed investment in laneway lighting will contribute to a more legible, welcoming and vibrant city at night, supporting both residents and visitors. **Lighting in residential streets** Street lighting levels are designed in accordance with Australian Standards and are based on the function, use and level of activity of each street. Areas with higher pedestrian and vehicle activity typically require higher lighting levels, while residential streets are designed to balance safety, comfort and neighbourhood amenity. **Practical street lighting** Council prioritises practical, safe and reliable lighting outcomes. Lighting projects focus on improving visibility and public safety while reducing energy consumption and ongoing maintenance costs through the use of efficient technologies such as LED lighting. Where aesthetic or feature lighting is included, it is applied in a targeted and proportionate way to support place activation and align with broader public realm and economic development objectives. These outcomes are generally delivered in conjunction with renewal or upgrade works to ensure value for money. **Impact on wildlife, health and the night sky.**

Table of contents

Topic	No. of Submitters	Sentiment	Considerations
			Council aims to provide safe and functional public lighting while avoiding unnecessary brightness and over-lighting. Lighting is designed to be fit-for-purpose and context-responsive, with measures such as shielding where required to limit light spill, and the selection of warmer colour temperatures in sensitive locations including parks, gardens, and areas with ecological values. This approach supports environmental protection and community wellbeing while maintaining essential safety and amenity outcomes **Smart lighting** Council supports the use of smart lighting solutions to minimise unnecessary lighting, reduce energy consumption, and limit environmental impacts. Council is working with electricity providers to introduce smart metering and control systems, improving monitoring, fault response and the ongoing maintenance of public lighting. **Rosslyn Street** In accordance with our records, the street lighting along Rosslyn Street meets with the Australian Standards.

Table of contents

Annual Plan and Budget 2026-27: Topical summary and considerations to community submissions

Topic	No. of Submitters	Sentiment	Considerations
Queen Victoria Market	6	Concern that $35M in capital works disproportionately benefits the CBD. View that funding favours flagship projects over outer or growth suburbs. Slow progress on car park redevelopment Missed opportunity for shade, amenity, and activation	**Investment (108229)** The Queen Victoria Market is almost 150 years old and is a Melbourne institution that requires upkeep. Without investment in the restoration of the heritage elements, and construction of new facilities and spaces for the future, the market would deteriorate considerably. The $35m investment this year will go towards completing a brand new seven-storey Trader Shed that will improve storage for traders, while providing new facilities both for traders and the public. Funding will also go towards the transformation of Queen Street, that will better connect the upper and lower markets and provide spaces for people to sit and enjoy the market. Other funding will go towards the final restoration of H & I Sheds, a new trade waste line in the Dairy Hall, new retail infrastructure in the sheds for traders and a new waste solution. **Safety (108230)** The QVMPR program includes upgrades to security in and around the market precinct. A new operations control centre will be installed within the precinct to provide 24-hour surveillance to boost safety. Other upgrades include new CCTV, intercoms and a site-wide PA system. **Market Square and Wildlife (108257)** Local animals have been considered in the planning for Market Square. The design will reference the pre-colonial ecology of site - Plains Grassy Woodland – with plants that form this group being used to inform the planting design. Discussions have also commenced with the Wurundjeri Woi wurrung Cultural Heritage Aboriginal Corporation to assist in the specification, procurement and maintenance of planting for the project. A number of design principles are informing the concept design for Market Square including two that support local fauna – the first being that Market Square will be a place of trees and a place of shade. The second that it will host other species.

Table of contents

Annual Plan and Budget 2026-27: Topical summary and considerations to community submissions

Topic	No. of Submitters	Sentiment	Considerations
			Biodiversity Sensitive Urban Design approaches will help the new open space host birds, pollinators and other fauna. **Pace of delivery (108267)** The Queen Victoria Market Precinct Renewal Program is made up of a series of projects that interconnect with each other. Our aim is to keep the market operational throughout construction so Melburnians and visitors to our city can continue to enjoy the market. This means that works need to be planned around market days and operational requirements to minimise disruption and impacts to traders and customers, which inevitably slows down the pace of delivery. Milestone projects such as the restoration of the heritage sheds, Munro development, construction of a new Food Hall, the Therry Street streetscape and Victoria Street toilets have already been completed and are bringing great benefits to market customers, the local community and traders.

Table of contents

Annual Plan and Budget 2026-27: Topical summary and considerations to community submissions

Topic	No. of Submitters	Sentiment	Considerations
Protests in the city	4	Community Concerns About Protests Some residents express frustration that frequent protests, especially on weekends, are allowing protestors to "take control" of the city. They argue this disrupts city life, impacts traffic and reduces the appeal of the city for the majority. Feedback highlights that protests are negatively impacting the Central Business District (CBD), disrupting businesses, increasing safety risks, and discouraging visitors1. Calls for council to support police in managing illegal activities associated with protests (e.g., unauthorized stall holders, fundraising).	**Improving Safety and Amenity** City of Melbourne is committed to improving safety and amenity in the public realm and included as one of our key activities in our 2025-29 Council Plan: • Improve safety in the public realm by expanding visible safety presence, advocating for increased police resourcing, advocating for monitoring and continuing to progress bail and sentencing reform and investing in safety infrastructure and city cleaning We have heard the frustrations expressed by residents and businesses regarding the disruption and other impacts of frequent protests in the Central Business Districts. We also understand our obligations to support our community's right to express any concerns through democratic protest. This is why, in progressing our Council Plan key activity, the draft 2026-27 identifies that we will advance coordinated advocacy to support a balanced protest framework that protects democratic rights while improving safety, access and the practical management of public spaces. We have committed resources that will support our continued close work with Victoria Police and other levels of government to achieve the right balance, and this will include the practical management of protest activities in our public spaces that may breach the law including our own local laws.

Table of contents

Topic	No. of Submitters	Sentiment	Considerations
Southbank ACCA forecourt	1	Where is the update on Southbank ACCA forecourt greening project? It is not even mentioned in the Draft Budget for 26/27 Calls for social and affordable housing units instead of spending on events and precinct branding.	The project will offer over 900 square metres of green space for the community and will incorporate new planting (with native trees and wildflowers); lawn areas; and public seating. The space will continue to allow for creative events and activations. The project forms part of a suite of greening and open space upgrades that have been delivered or planned for Southbank. The project is progressing well as planned. Construction communications are expected to be issued shortly in the coming weeks, with construction works scheduled to commence in May and to be complete in mid-2026.

Topic	No. of Submitters	Sentiment	Considerations
West gate tunnel toll road	3	Surprised the mitigation of the west gate tunnel toll road is not recovering more funds for the residents directly impacted by the trucks and traffic	The West Gate Tunnel Project is a project delivered in partnership between TransUrban and the Victorian Government. The City of Melbourne is not a partner in the project and does not receive any funds from the toll revenue. The project has obligations to monitor operational noise and pollution. Mitigation of traffic impacts on Council-managed local roads occurs via the Transport and Amenity Program, which is 50% funded by the Victorian Government and City of Melbourne respectively. Investigations are underway to assess changes in traffic patterns, particularly with regards to truck movements at the key intersection of Epsom

Table of contents

Annual Plan and Budget 2026-27: Topical summary and considerations to community submissions

Topic	No. of Submitters	Sentiment	Considerations
			Road, Kensington Road and Macaulay Road. These will inform mitigation strategies such as signage, truck bans, infrastructure upgrades, and advocacy. Victoria Police is the enforcement authority for the violation of traffic rules such as speeding and non-compliant vehicles.

Topic	No. of Submitters	Sentiment	Considerations
Flood mitigation	3	Where in the budget are there resources for new approaches for flood mitigation and prevention and resources	Council is committed to reducing and managing future flood risks, maintaining and improving existing infrastructure, and supporting the community to be ready and support to respond to extreme rainfall events as they become more frequent. **Planning for future flood management:** The Draft Budget includes funding for flood and stormwater infrastructure modelling as part of the development of a new, municipal-wide water management plan. This modelling will identify priority drainage and other flood management infrastructure needs over the next 10 years **Maintaining, renewing, upgrading existing infrastructure and installation of new drainage infrastructure:** The budget includes funding for ongoing maintenance, renewal and upgrading of existing drainage and flood management assets, and installation of new drainage infrastructure. This includes new assets such as pipes, pits, channels, flood control structures, gross pollutant traps and stormwater pumping stations. **Community resilience and preparedness:** In addition to infrastructure, the Draft Budget includes funding for community resilience programs related to flooding. These

Table of contents

Annual Plan and Budget 2026-27: Topical summary and considerations to community submissions

Topic	No. of Submitters	Sentiment	Considerations
			programs will help residents understand flood risk and practical actions to reduce impacts. **Partnerships**: Council is working with Melbourne Water to ensure local drainage networks are planned and operated in coordination with the broader river and catchment system.

Topic	No. of Submitters	Sentiment	Considerations
EV Charging infrastructure	2	Requesting EV charging infrastructure, either EV areas near shopping areas in suburbs, or street pole charging abilities	The City of Melbourne recognises the growing demand for electric vehicle (EV) charging as more people choose low-emissions transport. At this time, there is no allocated budget for new EV charging infrastructure. Council continues to work with the Victorian Government, industry and private providers to support the delivery of EV infrastructure through planning policy and regulatory settings. Current efforts are focused on policy implementation that enables and encourages EV charging within private car parks and developments. As EV uptake continues to increase, Council will continue to assess priorities and delivery models to ensure charging infrastructure supports residents, businesses and visitors while maintaining safe, accessible and well-designed streets.

Table of contents

Annual Plan and Budget 2026-27 Community consultation: Full verbatim submissions

Topic	ID numbers
Affordable housing	108225, 108229, 108237, 108274, 108281, 108350, 108776, 108840
Arts grants	108233, 108237, 108245, 108254, 108366, 108549, 108594, 108642, 108678, 108741, 108744, 108748, 108792, 108842, 108854
Bicycle lanes	108204, 108210, 108220, 108237, 108280, 108307, 108314, 108320, 108325, 108349, 108351, 108356, 108385, 108386, 108454, 108487, 108524, 108564, 108648, 108651, 108653, 108655, 108661, 108670, 108685, 108744, 108767, 108777, 108827, 108842
CCTV expansion	108434, 108463, 108465, 108617, 108678, 108754, 108835, 108840, 108842
City cleaning	108213, 108214, 108221, 108223, 108226, 108231, 108232, 108235, 108237, 108242, 108248, 108250, 108254, 108270, 108280, 108303, 108304, 108308, 108317, 108320, 108322, 108326, 108327, 108331, 108342, 108352, 108362, 108363, 108366, 108386, 108388, 108446, 108449, 108456, 108463, 108466, 108476, 108479, 108496, 108504, 108506, 108508, 108528, 108552, 108655, 108686, 108697, 108698, 108700, 108736, 108751, 108754, 108766, 108769, 108770, 108771, 108774, 108775, 108794, 108797, 108799, 108800, 108801, 108825, 108828, 108839, 108840
Community safety officers	108207, 108230, 108252, 108254, 108303, 108314, 108362, 108363, 108375, 108376, 108434, 108456, 108458, 108467, 108479, 108534, 108536, 108549, 108583, 108608, 108617, 108620, 108621, 108622, 108623, 108625, 108626, 108627, 108640, 108643, 108644, 108645, 108646, 108664, 108667, 108671, 108672, 108673, 108675, 108678, 108686, 108692, 108717, 108718, 108730, 108732, 108736, 108737, 108738, 108750, 108751, 108752, 108753, 108758, 108759, 108771, 108772, 108776, 108777, 108786, 108787, 108788, 108835, 108840, 108842, 108843
Council rate increase	108210, 108223, 108225,, 108229, 108235, 108267, 108277, 108740
EV Charging infrastructure	108546, 108547
Events and festivals spending	108229, 108240, 108252, 108304, 108313, 108362, 108392, 108411, 108613, 108642, 108678, 108748, 108780, 108828, 108840, 108854
Family, youth and children's services	108383, 108426, 108427, 108437, 108447, 108448, 108469, 108510, 108518, 108563, 108615, 108716, 108755, 108757, 108760, 108761, 108778, 108807
Flood mitigation	108462
Food safety	108223
Graffiti management	108213, 108214, 108226, 108248, 108254, 108280, 108303, 108362, 108454, 108463, 108465, 108479, 108508, 108552, 108766, 108771, 108842
Greening and open space	108204, 108211, 108220, 108221, 108231, 108243, 108257, 108270, 108279, 108295, 108296, 108304, 108313, 108314, 108317, 108320, 108321, 108327, 108338, 108341, 108349, 108352, 108357, 108359, 108360, 108366, 108370, 108386, 108400, 108403, 108405, 108406, 108409, 108426, 108454, 108508,

Annual Plan and Budget 2026-27 Community consultation: Full verbatim submissions

Topic	ID numbers
	108512, 108522, 108524, 108553, 108612, 108615, 108628, 108629, 108648, 108651, 108654, 108655, 108657, 108670, 108685, 108695, 108697, 108698, 108700, 108701, 108724, 108744, 108751, 108754, 108755, 108757, 108760, 108761, 108766, 108767, 108778, 108791, 108794, 108796, 108799, 108807, 108810, 108817, 108818, 108827, 108835, 108842, 108843, 108851, 108853 S/F 2013315 DS2
Greenline project	108211, 108232, 108257, 108267, 108392, 108810, 108817, 108843
Homelessness services	108207, 108226, 108267, 108281, 108303, 108308, 108320, 108350, 108375, 108376, 108456, 108467, 108663, 108686, 108700, 108714, 108730, 108732, 108776, 108828, 108840
LGBTIQA+	108434, 108613
Library services	108207, 108316, 108375, 108494, 108498, 108650, 108651, 108654, 108698, 108716
Little India	**Opposition:** 108215, 108217, 108222, 108229, 108231, 108235, 108239, 108240, 108241, 108248, 108250, 108251, 108252, 108266, 108274, 108295, 108301, 108303, 108307, 108308, 108310, 108311, 108312, 108313, 108319, 108322, 108323, 108324, 108326, 108328, 108329, 108330, 108331, 108332, 108333, 108335, 108338, 108339, 108340, 108342, 108343, 108345, 108346, 108347, 108348, 108353, 108361, 108363, 108364, 108365, 108366, 108368, 108369, 108370, 108372, 108374, 108378, 108379, 108382, 108383, 108384, 108388, 108389, 108393, 108394, 108398, 108399, 108400, 108401, 108402, 108426, 108427, 108437, 108446, 108447, 108448, 108449, 108450, 108469, 108496, 108497, 108504, 108505, 108506, 108510, 108518, 108562, 108563, 108566, 108585, 108586, 108615, 108628, 108629, 108703, 108705, 108708, 108711, 108714, 108716, 108723, 108724, 108725, 108726, 108748, 108755, 108757, 108760, 108761, 108791, 108794, 108795, 108796, 108799, 108807 DS3 **Supportive:** 108233, 108244, 108259, 108260, 108262, 108298, 108373, 108377, 108380, 108396, 108738, 108779, 108780, 108842, 108853 S/F 2013948 DS1, DS4, DS5
Local markets	108212, 108236, 108822
Parking fees	108208, 108210, 108213, 108229, 108248, 108267, 108275, 108303, 108357, 108487, 108771, 108842
Pedestrianise city streets	108204, 108205, 108220, 108267, 108314, 108320, 108321, 108325, 108341, 108349, 108351, 108356, 108357, 108385, 108403, 108406, 108409, 108454, 108612, 108685, 108698, 108744, 108767, 108827

Annual Plan and Budget 2026-27 Community consultation: Full verbatim submissions

Topic	ID numbers
Pool & recreation fees	108208, 108215, 108237, 108657, 108658, 108670
Protests in the city	108237, 108359, 108456, 108828
Public transport	108212, 108223, 108229, 108250, 108254, 108270, 108301, 108308, 108314, 108329, 108332, 108351, 108654, 108685, 108699, 108716, 108738, 108744, 108827
Queen Victoria Market	108229, 108230, 108257, 108267
Riverslide skatepark	108516, 108842
Southbank ACCA forecourt	108459
Stolen Generations Marker	108237
Street lighting	108211, 108226, 108229, 108296, 108313, 108363, 108522, 108524, 108678, 108698, 108701, 108725, 108736, 108738, 108744, 108748, 108754, 108807, 108818, 108835, 108840, 108843
Waste and recycling	108430, 108466, 108525, 108526, 108527, 108528, 108529, 108583, 108587, 108589, 108590, 108591, 108591, 108592, 108593, 108595, 108596, 108597, 108599, 108609, 108769, 108770, 108773, 108774, 108775, 108797, 108799, 108800, 108801, 108803, 108820, 108825, 108829, 108839, 108842, 108843, 108844, 108845
West gate tunnel toll road	108457, 108648, 108744

To speak at FMC
108222, **108241**, 108246, **108250**, **108257**, **108260**, **108262**, **108270**, **108296**, **108304**, **108323**, **108338**, **108373** , **108377** , **108380**, **108383**, **108392**, 108481, 108499, 108515, **108524**, 108531, **108613**, 108619, **108625**, **108642**, **108670**, **108671**, 108691, 108694, 108710, **108738**, **108741**, **108744**, **108748**, **108750**, **108753**, **108757**, 108763, 108764, 108765, **108766**, **108776**, **108778**, 108781, 108782, 108790, **108807**, 108809, 108813, 108815, 108816, 108821, 108832, 108833, 108837, 108841, **108842**, 108846, 108850, **108853**, 108855

Annual Plan and Budget 2026-27 Community consultation: Full verbatim submissions

Feedback ID	Themes	What are your thoughts on the draft Budget 2026-27?
108204	Bicycle lanes Climate and sustainability Greening and open space Pedestrianise city streets	I am absolutely love the new budget but i would love to see further investment in parks and public open spaces as well as greening projects or more street trees. I would also love to see Melbourne invest more on pedestrianising, reducing car traffic and more walkable and cycling to make the city more liveable and safer.
108205	Pedestrianise city streets	Strongly support and welcome long overdue measures to pedestrianise the little streets and discourage private cars in the CBD. Coincidentally the latest ABS population figures released today show Melbourne's CBD is by far the densest residential neighbourhood in Australia and the northern CBD one of the densest residential neighbourhoods in the world with 44k residents per sq km.
108207	Community safety officers Homelessness services Library services	Consider integrating the on-street outreach team resources with what is available to the library social worker, as well as PSO petrolling around City Library and other libraries without security onsite, particularly on the weekends.
108208	Parking fees Pool and recreation fees	What an absolute scam. The Mayor said car parking fees would not increase m, now they are. What happened to the $2 pool entry? Seems like that was a scam too (yes it was for certain groups on certain days but was spruiked very differently). And you all wonder why people don't care or are voting for other groups these days - my feedback? 2/10, at best. Resign and re election please
108209	Council rate increase	The draft budget 2026-2027, like any budget, is simply an intention/forecast/estimate/etc of what the ultimate financial accounts should look like in 2026-2027. It details what the revenue and expenditure is expected and likely to be. But before I can comment on the draft budget for 2026-2027, I would like to find out what the actual audited financial accounts are for previous years, like 2023-2024 and 2024-2025 ? Are these available ?
108210	Bicycle lanes Council rate increase Parking fees	Raising the parking fees is not acceptable. Melbourne is already one of the most expensive cities and it will make it even more expensive. Also, there are not enough disability parking in Melbourne CBD. Most of the time my father can't find any disability parking available and is forced to pay $7 per hour to visit his doctor. Bike lanes are absolutely useless and should be removed. On every bike there are 10 cars and as a result there are always traffic jams in the city while Bike lanes are empty. Lastly and most important, to raise extra funds council should not increase taxes and fees but instead must cut extremely high council staff wages.

Annual Plan and Budget 2026-27 Community consultation: Full verbatim submissions

Feedback ID	Themes	What are your thoughts on the draft Budget 2026-27?
108211	Climate and sustainability Greening and open space Greenline project Street lighting	The push for more green space in the Southbank precinct is a fantastic idea and I'm glad there is financial support for this undertaking. The recent upgrade to Boyd park has dramatically changed the vibe of the area and it's great to see locals using it as a hang out spot. I would love to see this continue in the central and western parts of Southbank as greenery is highly needed to break up the density of high apartment buildings. I especially love proposal for the Normanby Road expansion and encourage the council to place this as high priority. After reading the plan, I want to also raise the consideration to have the greenline project continue west beyond its current scope. Namely to include Rebecca's walk all the way to the north side of South Wharf. The southern bank of the Yarra has been really well done with its lighting, seating and restaurants that sprawl the bank. The underdevelopment of the northern bank is a great opportunity to turn the Yarra into a spire with better using along the northern bank as well.
108212	Events and festivals Greening and open space Local markets and small business Public transport Youth services	The suburb of West Melbourne always misses out on funding and initiatives. We should be doing more to create economic and community building opportunities including more restaurants, and hospitality open at night. It would be good to focus on the North Melbourne train station as a central community space and not just a transit corridor. For example a Makers Market on Railway Place. There should be more offered to youth and families with children. West Melbourne always misses out on funding!
108213	City cleaning Graffiti management Greening and open space Parking fees Tourism and visitor economy	$34m for cleaning up after others and graffiti removal, how about increasing penalties for offenders! The fact that we have to spend $34m picking up rubbish, cleaning up after others who litter the streets and perform deliberate vandalism is atrocious. Consider investing in tackling the issue; educate, fine and penalise those who create this $34m cost to be so high. We all should take pride in our city and not tolerate disgusting behaviour. Most people would not through rubbish on the ground in their own homes. Just like parking fines; people will quickly change their behaviour once they receive penalties for being so lazy and inconsiderate. Melbourne is a beautiful city, however it’s dirty and state of rubbish and litter let it down compared to some other beautiful cities. Importantly this is not the fault of the city, it’s the people’s respect, courtesy and pride which makes the difference!

Annual Plan and Budget 2026-27 Community consultation: Full verbatim submissions

Feedback ID	Themes	What are your thoughts on the draft Budget 2026-27?
108214	City cleaning Graffiti management Youth services	Theft, crime and graffiti is a real issue… do we know who the demographic is who is graffitiing the streets? Can we set up more youth programs to give these kids something else to do and a sense of belonging (if it's kids)? Clean up is important but addressing this issue is the only thing that will make it go away. Perhaps also reducing street crime/theft? Unsure - bug hopefully you have the data.
108215	Little India precinct opposition Pool and recreation fees	Seems like a decent plan. Little India in Docklands seems unnecessary spend. I'm not sure it will create cohesion and instead will create division in the community at this time. Instead we could increase the surplus for future tough times ahead, or put the money towards lowering fees (or making free) access to public pools and gyms, to make the whole community healthier. Why not a 50 cent summer swim, for example? You can do more here.

Annual Plan and Budget 2026-27 Community consultation: Full verbatim submissions

Feedback ID	Themes	What are your thoughts on the draft Budget 2026-27?
108217	Little India precinct opposition	I appreciate the City's efforts to improve and activate Melbourne, and as an Indonesian migrant, I feel genuinely happy and grateful to live in a city that embraces diversity and celebrates cultures from all over the world. However, as a Docklands resident, I am concerned that in the process of introducing new cultural precincts, the historical identity of the area may be getting diluted. One of the main reasons I chose to live in Docklands is its unique heritage as a working dock, with a strong connection to trade, migration, and Melbourne's development. I also feel that the proposed Little India precinct does not come across as an organic evolution of the area. It feels more like something being introduced from the top down, rather than growing naturally from the existing community, businesses, and history of Docklands. This risks creating a space that feels less authentic, both culturally and locally. I believe there is an untapped opportunity to better preserve and showcase Docklands' history through storytelling, public art, and thoughtful design. At the moment, that historical narrative does not feel as visible or celebrated as it could be. I truly want my children and future generations to grow up in a place where diversity is celebrated in a meaningful way, without losing or diluting the history that gives each neighbourhood its identity. Both can and should exist together. While I strongly support multicultural initiatives, I believe each culture should be represented authentically and in context. A more balanced and integrated approach would allow Docklands to honour its past while continuing to reflect Melbourne's multicultural spirit.
108220	Bicycle lanes Climate and sustainability First Nations funding investment Greening and open space Pedestrianise city streets	Good morning! Thank you for sharing the budget with us and my strong thought is to have more initiatives for a closed-loop sustainable system, a project similar to the pollinator corridor that's currently happening in the inner south, for the inner north for many reasons, chiefly looking after our natural world and for us as a community to get together and do something positive on this beautiful planet. Would love it for indigenous people to lead this project. We can learn more from them. No lights for Royal Park. Leave it for the flora & fauna please. Also, bike paths, make them wide. Make Melbourne a car-free city!

Annual Plan and Budget 2026-27 Community consultation: Full verbatim submissions

Feedback ID	Themes	What are your thoughts on the draft Budget 2026-27?
108221	City cleaning Climate and sustainability Greening and open space Waste and recycling	Needs to be something in place to make sure that rubbish bins are emptied on a regular basis and also sanitised. The current rubbish bin system in place is NOT working. Russish bins are overflowing and spilling over. They also smell putrid. I smells like they have never been cleaned. If the council is serious about this matter it will direct funds towards doing something about this matter. Yes we love our city and want to see it greener BUT we also believe that part of this woould include a real committment to cleanliness.
108222 **Will present at FMC**	Greening and open space Little India precinct opposition	I appreciate the City's efforts to improve and activate Melbourne, and as an Indonesian migrant, I feel genuinely happy and grateful to live in a city that embraces diversity and celebrates cultures from all over the world. However, as a Docklands resident, I am concerned that in the process of introducing new cultural precincts, the historical identity of the area may be getting diluted. One of the main reasons I chose to live in Docklands is its unique heritage as a working dock, with a strong connection to trade, migration, and Melbourne's development. I also feel that the proposed Little India precinct does not come across as an organic evolution of the area. It feels more like something being introduced from the top down, rather than growing naturally from the existing community, businesses, and history of Docklands. This risks creating a space that feels less authentic, both culturally and locally. I believe there is an untapped opportunity to better preserve and showcase Docklands' history through storytelling, public art, and thoughtful design. At the moment, that historical narrative does not feel as visible or celebrated as it could be. I truly want my children and future generations to grow up in a place where diversity is celebrated in a meaningful way, without losing or diluting the history that gives each neighbourhood its identity. Both can and should exist together. While I strongly support multicultural initiatives, I believe each culture should be represented authentically and in context. A more balanced and integrated approach would allow Docklands to honour its past while continuing to reflect Melbourne's multicultural spirit.

Annual Plan and Budget 2026-27 Community consultation: Full verbatim submissions

Feedback ID	Themes	What are your thoughts on the draft Budget 2026-27?
108223	City cleaning Council rate increase Food safety Public transport	Food business registration annual registration fees are the highest in the State, sometimes double that of a regional LGA. The fee covers one health inspection, once per year. I'm sure there are poorly operated food businesses receiving multiple inspection to correct food safety issues, but they don't pay more for inspections. So businesses with good food safety prop up those with disgusting food handling behaviours. I heard Melbourne council doesn't 'fine' food businesses for breaching food safety issues - issues that can people seriously sick. Melbourne's budget could be improved by punishing those dirty shops with mice droppings all over the floor. Clean food outlets should be rewarded and have a discount applied to their registration if they pass their food safety inspection. If the State government's answer to debt is recovery through fines, especially from motorists and public transport users, then council should also taker money from people who do the wrong thing, not take money from hard working who follow all the rules. Another thing the State government has done to reduce debt is cut their workforce by more than 30%, maybe council should do this. I've seen so many jobs advertised above 90,000$ that other councils in Victoria do not have, what are these people working on? Seems like doubling up work that State and Private is already doing. Staff wages of 2000+ staff is killing businesses (and the budget) in Melbourne because we suffer to keep these people employed.

Annual Plan and Budget 2026-27 Community consultation: Full verbatim submissions

Feedback ID	Themes	What are your thoughts on the draft Budget 2026-27?
108225	Affordable housing Council rate increase Greening and open space	As a future resident of North Melbourne, settling into my first home in May, I am paying close attention to the proposed rate increase and what it means in the broader cost of living context. While a 2.75% rate increase may appear modest in isolation, it does not sit in isolation for new homeowners. Stepping into home ownership comes with a significant uplift in ongoing costs, including mortgage repayments, strata fees, utilities, insurance and general living expenses. Many of these have increased materially over the past 12 to 24 months. In this context, even relatively small increases contribute to a growing base of fixed and unavoidable costs. For single-income households in particular, there is limited flexibility to absorb additional pressures once these commitments are in place. What is most challenging is the cumulative effect. The proposed increase, when considered alongside last year's rate relief, creates a perception of a "double increase" in practice. While I understand the technical explanation, the combination of a prior freeze or rebate followed by an increase means that, for new entrants like myself, costs are stepping up at the same time as I am taking on a full set of home ownership expenses. This contributes to a broader sense that cost pressures are continuing to build rather than stabilise, particularly at the point of entering the housing market. I recognise the importance of maintaining city services and investing in safety, public spaces and community wellbeing. These are valuable and contribute to the liveability of Melbourne. However, from the perspective of someone newly entering the market, there is a strong case for carefully pacing increases and maintaining a clear focus on affordability. I would encourage Council to continue considering how cumulative cost pressures are affecting both existing residents and new homeowners, and to prioritise measures that provide genuine and sustained relief where possible.

Annual Plan and Budget 2026-27 Community consultation: Full verbatim submissions

Feedback ID	Themes	What are your thoughts on the draft Budget 2026-27?
108226	CCTV camera program City cleaning Drug and substance issues Graffiti management Homelessness services Street lighting	I'm disappointed that once again there is no work to be done on the worst area in Melbourne CBD. I am referring to the areas under and around the train viaduct between Batman Park and the Northbank Place buildings. I understand that Council is only responsible for certain parts of this area, though I I know that they have the capacity to liaise with the other responsible parties to clean it up and make it more safe. This area is a very dark and scary place at night, and it is very smelly and disgusting by day. It need much lighting, it needs cleaning up of graffiti daily, it needs security cameras and the removal of all of the old boarded up shops and dark areas which promote drug use, homelessness, graffiti, vandalism and urination. Council should look to the worst areas of the CBD to raise the overall city as a whole. This area is such a disgrace to the city, and needs money and attention over the coming budgets to improve the safety and appearance. Thank you.

Annual Plan and Budget 2026-27 Community consultation: Full verbatim submissions

Feedback ID	Themes	What are your thoughts on the draft Budget 2026-27?
108229	Affordable housing CCTV camera program Council rate increase Events and festivals Footpath maintenance Little India precinct opposition Parking fees Public transport Queen Victoria Market Senior citizen and pensioner support Street lighting Tourism and visitor economy	Dear City of Melbourne Councillors, Lord Mayor Nick Reece, and Budget Team, As a Melbourne resident fed up with council priorities that favour tourists over locals, I'm calling out the Draft Budget 2026-27 ($804M total) as a massive miss. It shovels cash into flashy CBD spectacles—$26M for Moomba, New Year's Eve, and Christmas events; $2M to light up Hosier Lane and Flinders; $2.6M on banner poles; $1.2M for a pointless Little India in Docklands—while slapping everyday Aussies with a 2.75% rates hike (compounding last year's freeze), parking fees jumping from $7 to $7.30/hour, and debt dragging to 2032. Suburbs get neglect while the tourist postcard gets a polish. This isn't prudent—it's a rip-off. What's Wrong • Events Crush Locals: $26M draws crowds that clog streets and parking, leaving tradies, nurses, and parents gridlocked. Off-peak buses/trams still gap 30-60 minutes—no fix here, just more chaos. • Lighting and Banners = Waste: $4.6M total on laneway glow-ups and poles when suburban streets stay potholed, dimly lit, and unsafe for kids or dog walks. Tourists snap pics; residents trip over cracks. • Little India Redundancy: Dandenong's Foster Street hub is already fading with empty shops and rent woes. A second CBD version duplicates Chinatown/Koreatown, chases Instagram vibes, and ignores 5M+ locals battling rent and fuel costs. • Fees Punish Drivers: Parking/fine hikes hit battlers when public transport can't deliver. $17M on officers/CCTV is a band-aid—mental health and suburban policing gaps fester. • Capital Skewed: $175M works favour Queen Vic Market ($35M) and CBD parks, starving growth areas like Melton or Broadmeadows. What Melbourne Actually Needs Cut the $30M+ fluff and redirect to real wins for Aussie families and workers: 1. Transport That Works: 10-minute buses, trams, trains all day in suburbs—slash commutes, kill car reliance. Take events cash first; Suburban Rail Loop is years off. 2. Housing for Battlers: 1,000+ social/affordable units yearly in west/north corridors; rent relief vouchers. Migration spikes prices—house locals before precincts. 3. Fix the Basics: $10M+ for potholes, footpaths, safe lighting, and cycling links in neighbourhoods. Add power rebates, grocery subsidies, childcare vouchers to crush inflation pain. 4. Ratepayer Fair Go: Freeze hikes entirely. Trim festival/light fat for surplus rebates to pensioners, singles, and families footing your bill. This budget prioritises visitors' selfies over residents' sanity. Slash vanity, back everyday Melburnians with transport, homes, and rebates they'll feel daily. Rework it before 15 May adoption—or explain why Aussies rank last.

Annual Plan and Budget 2026-27 Community consultation: Full verbatim submissions

Feedback ID	Themes	What are your thoughts on the draft Budget 2026-27?
108230	Community safety officers Queen Victoria Market	I wholeheartedly support the funding of more community safety officers. As a resident I am still noticing considerable anti social behavior in key areas such as Queen Victoria Market precinct and Therry Street areas.
108231	City cleaning Footpath maintenance Greening and open space Little India precinct opposition	Docklands doesn't need money for a Little India precinct, we need more solid green open spaces for everyone and we need the promenades fixed and better than ever, all the planter boxes on Harbour Esplanade are dead and there's no joy in walking around our neighborhood. Don't waste money on a new initiative, put money into the basics which we don't have!
108232	City cleaning Greenline project	I think stop the Greenline project and put more funds into safety and cleanliness. It' much more important right now.
108233	Arts grants Little India precinct support	The idea behind presenting India as part of inclusive approach is an amazing idea . I would like to suggest paintings of Indian art on walls like Bharatnatyam's , Indian musical instruments like sitar or tabla , Indian famous food dishes like samosa etc to be added . I would also like to be part of the project and contribute as a drawing / painting artist or volunteer at the transformation too .
108235	City cleaning Council rate increase Events and festivals Little India precinct opposition	I have a serious concern about establishing a Little India precinct in Docklands due to the evidence that demonstrates that a Little India precinct deteriorates the areas where is placed impacting negatively the quality of life of the residents as well as the property prices. Precincts with similar concepts in Singapore and Hong Kong struggle to be maintained and cleaned, significantly deteriorating the area and putting more pressure on maintenance budget. Also, the CBD already have an area recognised by tourists and local for the Indian offering, and establishing a new precinct for the Indian community can be seen as a lack of diversity for the multiculturalism that Docklands is recognised for. In addition, Docklands already struggle with managing the traffic, specifically during events such as the Diwali in the Marvel Stadium and the Ron Barassi park, and maintaining the areas clean and safe. If the precinct gets approved I'll sell my property due to the predictable negative impact that will have in the price and the council rates fees.

Annual Plan and Budget 2026-27 Community consultation: Full verbatim submissions

Feedback ID	Themes	What are your thoughts on the draft Budget 2026-27?
108236	Local markets and small business Tourism and visitor economy	Hi, my name is [Redacted] and I am a trader at the fabulous SUNDAY SOUTHGATE MAKERS MARKET, located along the Southgate promenade. A fabulous Sunday market that trades every Sunday of the year showcasing quality "Australian handmade products". Quite a unique little market that attracts MANY interstate, regional and OS customers looking for that little extra, locally Australian made gift or personal purchase. We began trading just over a year ago when the MCC approved an application submitted by the dynamic [Redacted] in late 2024, (then Head of Marketing for the Southgate precinct). And we have continued to grow and further add a vibrancy to the Southgate promenade every Sunday. However with the recent purchase of the Southgate precinct and Fran Hutchenson no longer a voice to support us, we as traders are concerned that the new owners may be considering to close this fabulous asset down. I, on behalf of all the amazing, dedicated stallholders believe that the Melbourne City Council could really help grow this weekly market and seriosly consider funding the long term future of this special little gem of a market. Please come and check us out any Sunday (before we're potential shut down) and see for yourself how funding this market would be a great thing for inner Melbourne. Thank you.

Annual Plan and Budget 2026-27 Community consultation: Full verbatim submissions

Feedback ID	Themes	What are your thoughts on the draft Budget 2026-27?
108237	Affordable housing Arts grants Bicycle lanes City cleaning Climate and sustainability Pool and recreation fees Protests in the city Stolen Generations Marker	You are a local council. There is no need to indulge yourselves in projects such as a Stolen Generations Marker. All you are doing is creating division within our community. First Nations self determination was clearly voted against by the majority of Australians in the referendum Why is council spending money contrary to the legal result of the referendum? All you are doing is discriminating against all other people by making the Aboriginal cohort a superior, better funded, treated better group. Stop trying to be involved in global issues that are not council business. For example climate change, nuclear power and gender identity. Stop using council funds for your own soap box. Do not waste money on bicycle lanes. They should be removed thus freeing up valuable parking spaces and improving traffic flow. The improvement in traffic flow will benefit the environment as it will reduce the number of cars idling in blocked traffic. Why is council investing in new pylons at NewQuay Wharf? Shouldn't the developers be held to account? Why are $2 pool sessions on a weekday when most people who live in the City of Melbourne work? Why is council doing affordable housing? This is a state government matter. The feedback delivered to the Hawke St project was significant. It showed that there was a significant community backlash against the proposed works. Why is it in the budget still? How will you activate the city if you continue to let protestors take control every weekend? Where is the council support to police, stopping illegal stall holders, stopping illegal fundraising, stopping activities that ruin the city for the majority by the minority? Now is not the time to be spending or artistic grants. The kangaroo is a classic example of money wasted. We are in a cost of living crisis. Art is optional, clean streets, rubbish removal and good roads are not optional.
108239	Little India precinct opposition	Please absolutely NO to a little India…[redacted] Please leave Melbourne as Melbourne.

Annual Plan and Budget 2026-27 Community consultation: Full verbatim submissions

Feedback ID	Themes	What are your thoughts on the draft Budget 2026-27?
108240	Little India precinct opposition	I am a future resident in Docklands. I am SHOCKED at the need of having a Little India precinct here. Seriously what the [redacted] are y'all thinking. We have enough of Indian precincts in Tarneit, Point Cook, Clayton, etc. Why is there a need to have this in Docklands? Should be spending it for AFL you bunch of [redacted].
108241 Will present at FMC	Little India precinct opposition	The 26-27 budget is a good budget if you are trying to please voters not born in Australia. Little India precinct? Have none of you been to tarneit, wyndham vale or truganina in Melbourne's west? Not good for a society that already feels like it has been downgraded by excess multiculturalism. How about spending money where it will help everyone with cost of living pressures. Like $100-200 vouchers per australian citizens family, so they can go out and actually enjoy the things we already have here that are prohibitively priced. No more division by priotising multicultural spending over spending for Australia
108242	City cleaning	I believe Melbourne is a great place to live. But for me cleanliness and safeness in the streets are the issues. Gov should seriously have a better & effective strategy in solving the criminality. Also, am hoping that Melbourne will be like Singapore. Streets and airports are very clean. Ii's sad to say, but I think some third world Asian countries' airports are much better than Melbourne when it comes to cleanliness.
108243	Greening and open space	Why is west melbourne missing out again? At least there should be some of the tree budget, our hawke st parl is being reduced from the original plan, so we need more trees elsewhere in the area, at least!
108244	Little India precinct support	Fully support the development of Mini India at Docklands

Annual Plan and Budget 2026-27 Community consultation: Full verbatim submissions

Feedback ID	Themes	What are your thoughts on the draft Budget 2026-27?
108245	Arts grants Events and festivals Local markets and small business Tourism and visitor economy	It's disappointing to see no real sign of engagement in this budget with material support for artists and small arts organisations. Especially in the context of the debacle which was the latest Victorian Government Creative Enterprises Program funding round, the sector is in real trouble and in need to support from all levels of government. Local government support could have have an outsized impact here if approached in a way that targets and uplifts arts projects and organisations unique to Melbourne that have been functionally abandoned by our State Government. Victoria and more specifically Melbourne have a global reputation for arts excellence, but that is all at risk right now and unfortunately this draft budget is not presenting any real solutions for this at a local government level. Certainly not in a meaningful way. It's all well and good to spend money on banner pile upgrades but the banner poles won't be of any use if arts organisations don't receive the support required to present any kind of activation! I would like to see a lift in spend on grants for small arts organisations in this budget to show belief in the sector and the strength of arts in Melbourne during a time when it is receiving massively reduced support from the state and federal governments.
108246 **Will present at FMC**	Uncategorised	Fully support this. Exciting and looking forward
108248	City cleaning Graffiti management Little India precinct opposition Parking fees Pool and recreation fees	I believe the following is a waste of taxpayer's money : Little India, free fitness sessions, cheap swimming. Instead more money should be put into: graffiti removal (graffiti degrades our city), regulation of dog on-lease parks (too many irresponsible dog owners think they can let their dogs off lease anywhere), sensible alternative parking retention to allow for the removal of carparks due to laneway closures, strict policing of parking regulations in Richmond and East Melbourne due to pressures from medical precincts and MCG events (resident parking in R and EM is currently significantly detrimented)

Annual Plan and Budget 2026-27 Community consultation: Full verbatim submissions

Feedback ID	Themes	What are your thoughts on the draft Budget 2026-27?
108250 **Will present at FMC**	City cleaning Footpath maintenance Little India precinct opposition Public transport Waste and recycling	Dear Melbourne City Budget Committee, I am writing to express my concern regarding the proposed allocation of funds toward establishing a “Little India” precinct within the city. At a time when Melbourne is facing ongoing challenges with infrastructure, public cleanliness, and urban maintenance, it is disappointing to see taxpayer funds being directed toward a project that does not appear to address the city’s most pressing needs. There are already well-established cultural hubs across Melbourne’s western, eastern, and northern suburbs that serve the Indian community effectively. Creating an additional precinct within the CBD risks duplicating what already exists, without delivering meaningful value to the broader community. Instead, I strongly urge the committee to prioritise investment in: • Improving existing city infrastructure • Enhancing public transport and connectivity • Addressing cleanliness and waste management issues • Strengthening enforcement around public order and maintenance Many residents are increasingly concerned about declining standards in these fundamental areas. Redirecting funds toward practical improvements would have a far more significant and lasting impact on the liveability of Melbourne. I respectfully request that the committee reconsider this proposal and ensure that budget allocations are aligned with the city’s core needs and the expectations of its residents.
108251	Little India precinct opposition	Please do not create a Little India precinct. There is already a lot of hate towards Indian immigrants in Melbourne and this will create further divide. Also there are areas already existing in Melbourne that celebrate the Indian culture and where people from all cultures go to enjoy the Indian culture. If you read the comments on posts about Little India you can anticipate it being damaged and people being treated poorly in the area. It is not safe for people of Indian ethnicity living in Melbourne.

Annual Plan and Budget 2026-27 Community consultation: Full verbatim submissions

Feedback ID	Themes	What are your thoughts on the draft Budget 2026-27?
108252	CCTV camera program Community safety officers Events and festivals Little India precinct opposition Schooling and childcare	Why prioritize on budget making a Little India precinct in Docklands? How about for Vietnam, Thailand, Singapore or other countries? Secondary school or safety of our community should be the priority as well as for things or events that is for enjoyment of everyone regardless of race. Funds should not be used to support a group of people displaying dominance in a suburb specially the cbd. Most immigrants moved here because they liked to lived in Australia including the practices and culture so why not integrate with the community? Cultural practices can still be done at each own home or self funded events but making sure still maintaining respect on space and surroundings for others. If funds is enough maybe secure a location for a secondary school instead. This should be the priority. Or funds can be used more to help lessen unruly people that is making our city feel less safe and desirable specially for children. Make it more undesirable for these unruly people to roam around the area by having consistent monitoring, strict security and rules in place. Or used the funds for more activities and events for families of all races.

Annual Plan and Budget 2026-27 Community consultation: Full verbatim submissions

Feedback ID	Themes	What are your thoughts on the draft Budget 2026-27?
108254	Arts grants City cleaning Community safety officers Graffiti management Greening and open space Public transport	Expand the visible safety presence in the city through Community Safety Officers: In response to this I would say - this plan is totally lacking in smarts! It is so much better to have more visible customer service (e.g. red coats) giving a warm welcoming presence than the oppressively bad optics of police or police adjacent hi vis all over the place. Strengthen Melbourne's brand and civic pride: I would like to add that Visual Pollution rather than graffiti removal should be the driving force when discussing a 'clean city'. This means focussing on unwanted commercial advertising smothering our public transport hubs, sky line and streets as something to tame and remove - not just tags and stickers! (I find it unconscionable that a bit of graffiti is 'demonised' whilst commercial advertising, so much more problematic as it adorns every vacant surface is not just permitted but encouraged! Support the creative sector through exploring additional creative spaces and advocating for enhanced grant funding for the arts: This has been mentioned in previous draft budgets over the years with very little to show for it - so I am skeptical but ever hopeful. I also find the use of 'advocating' for enhanced grant funding concerning - shouldn't it say 'providing'! (I feel like the council is carefully not promising anything they know they have little intention of actually delivering as years of near non-deliverance has made me cynical and bitter:)

Annual Plan and Budget 2026-27 Community consultation: Full verbatim submissions

108257 **Will present at FMC**	Climate and sustainability Greening and open space Greenline project Public toilets and amenities Queen Victoria Market	I welcome the Draft Budget 2026–27 commitments to Growing the Garden City, including planting up to 3,000 new trees across the city, delivering new and upgraded parks, continuing Market Square at Queen Victoria Market, progressing the University Square redevelopment, and planning the next stage of Greenline along the Yarra River – Birrarung. However, I respectfully submit that these projects should go further by ensuring that Melbourne's gardens, parks and public spaces are designed not only for people, but also for wildlife. At present, many city gardens are primarily planned for human use and appearance. Yet as Melbourne continues to expand, more natural habitat is being lost every day. Urban growth is replacing the places where birds, insects, bats and other wildlife once lived. For this reason, our city gardens must now take on a second role: they must become places that support and sustain wildlife. In particular, I propose that the new tree planting and park projects include: Trees that provide fruit, seeds or nectar for birds, possums and other native animals. Flowering plants that support bees, butterflies and other pollinators throughout the year. A greater use of indigenous and native species that are known to provide habitat and food for local wildlife. Shrubs, understorey plants and nesting areas that create shelter for small birds and beneficial insects. Planting thousands of trees is valuable, but the greatest benefit will come if the selected species are those that actively support biodiversity. I also urge the City of Melbourne to include wildlife-accessible water sources in all new and upgraded parks and streetscapes. During summer, birds and other wildlife often struggle to find water. Although there are public drinking fountains for people, these are usually designed in ways that prevent animals from accessing them. Even bees and other pollinators are often unable to reach water safely. The new budget should therefore provide: Drinking fountains or water stations designed so that birds, bees, butterflies, bats and other wildlife can safely access water. Shallow water points with stones or textured surfaces so pollinators can land without drowning. Water features that can also be used by nocturnal wildlife. Wildlife-friendly water access in new parks, along Greenline, in Market Square, around University Square and in all future tree planting and streetscape projects.

Annual Plan and Budget 2026-27 Community consultation: Full verbatim submissions

Feedback ID	Themes	What are your thoughts on the draft Budget 2026-27?
		If Melbourne wishes to be a true Garden City, it must become a garden city for all living things, not only for humans. The expansion of the city makes this increasingly important. Every new tree, park and public space should help restore some of the habitat that urban development has taken away. I strongly encourage the City of Melbourne to include wildlife-friendly planting and accessible water sources as part of the Draft Budget 2026–27. Thank you for considering this submission.

Annual Plan and Budget 2026-27 Community consultation: Full verbatim submissions

108258	Arts grants Affordable housing Graffiti management Public transport	there needs to be more done about public transport, especially during the fuel crisis! reliable public transport will address many of the other issues mentioned as well. congestion is reduced if less people need cars, we have more land for housing if we need less for car parks, disabled people who can't drive can access services easier if they don't need to pay for a support worker everytime etc ideas - elizabeth st tram stop #5, it only has routes that go west or centre. is it possible to add something that goes east? there's no tram routes for the north east yet! it's a huge gap in our public infrastructure. tram that goes all the way up punt rd/hoddle, then all the way up heidelberg rd/lower heidelberg? and then if we extend the route 72, we've created a small "loop". could take it a step further and add a "depot" at the top of burke rd north, to have a tram that goes up rosanna rd - could add a tram that branches off of the first idea, to do grange rd - darebin - station st- then albert st, connecting with the 86; and another that does grange rd - darebin - all the way up oriel rd to heidelberg west a variation of route 19; where it turns right onto bell st and keeps going all the way to banksia. the traffic on bell st is appalling, even getting the bus is often delayed because it's sitting in traffic for so long. other notes - arts projects that are for the greater community could lead to less graffiti. people wouldn't need to turn to vandalism if they could have better opportunities to express their creativity. instead of mostly funding "private" artists, and then paying for graffiti cleanup... what if there were better options for "independant" artists? someone starting out won't be able to afford the high gallery fees, or they might get rejected all together. creating more spaces for them could solve two problems at once an issue with the current housing options, many new builds don't create any space for remote workers. how would someone like an audio mixing engineer, a sewist that sells at craft markets, an oil painter, an independant screenprinter etc, work out of a shoebox studio apartment? if these people need to quit their jobs to have stable housing, it cancels out any money "saved" through affordable housing

Annual Plan and Budget 2026-27 Community consultation: Full verbatim submissions

Feedback ID	Themes	What are your thoughts on the draft Budget 2026-27?
		initiatives? and making them have to sacrifice all their investments both in time and money isn't fair and can be extremely mentall taxing for someone! we need to ensure that there's adequate housing that lets people keep their jobs. there's an approach which i am yet to see any government officials bring up... something along the lines of "meeting in the middle" eg. the cheapest property in east melbourne which has the size listed, is only 61m². contrasted to the most expensive at 1,090m²... cheapest - https://www.realestate.com.au/property-apartment-vic-east+melbourne-150190348 expensive- https://www.realestate.com.au/property-house-vic-east+melbourne-150255016 this is ridiculous. we keep building the smallest places possible for the working class, while letting those with inherited wealth have their own pools and small guest houses? what if instead of building more teeny tiny places, we subdivided some of the land of the excessive mansions, so that we could build more town houses? terraced houses are a classic melbourne feature, and people would have better job security if they had adequate space for remote work if needed. these would also be better for young families, or people who want to buy with a friend, disabled people that may need a carer occasionally. terraced houses give people more freedom. the freedom to create, to have hobbies, to have close friendships, to host for their family. the workers deserve these choices too! apartments are nice, they're better than nothing. but we should be addressing the overall inequality as well. it's not fair to only let the workers have the smallest space possible where all they can do is have a bedroom and maybe a small living area. no one should have a private pool, while others can't even afford a study to work for a living.

Annual Plan and Budget 2026-27 Community consultation: Full verbatim submissions

Feedback ID	Themes	What are your thoughts on the draft Budget 2026-27?
108259	Little India precinct support	We would love to see local communities representation. Initiatives such as Little India is step forward towards integration of diverse cultures.
108260 **Will present at FMC**	Little India precinct support	Hi, I am fully supportive of Little India precinct in Docklands which is necessary for great Indian community which calls Melbourne a home and it will help boost the economy in Docklands which is quite dead post COVID. It also acknowledges the dedication of Indian community contributing to Victoria's economy. Looking forward to this announcement. Thanks.
108262 **Will present at FMC**	Little India precinct support	We would like for Little India to be in Docklands.
108266	Little India precinct opposition	No to little india precinct. Use the money on something we need! Firefighting equipment etc!
108267	Council rate increase Greenline project Homelessness services Parking fees Pedestrianise city streets Queen Victoria Market	I am extremely happy to see the beginnings of pedestrianisation of the little streets. Melbourne is so behind the times on things like that. Dark ages compared to even Sydney. More than happy about parking costs going up and don't even mind the rate increase. I am disappointed in the slow pace of work at QVM. That giant open air carpark is such a blight. Embarrassing for locals and tourists. And bad on hot days. Also attracting homeless people. Also extremely unhappy about the obvious binning of Greenline. Councillors against it aren't fit to be on council. If this was a private business ditching its key projects that will generate value, shareholders would have you out on the street. Borrowing money is NOT a dirty thing when you're doing it to grow and support growth. Embarrassing thinking from councillors. Melbourne deserves boldness and vanity projects that will keep us the most vibrant and desirable city in which to live, work and play.

Annual Plan and Budget 2026-27 Community consultation: Full verbatim submissions

Feedback ID	Themes	What are your thoughts on the draft Budget 2026-27?
108270 **Will present at FMC**	City cleaning Footpath maintenance Greening and open space Public toilets and amenities Public transport Waste and recycling	I am a Southbank resident who works in East Melbourne and spend most of my recreational time in the CBD. I would like to see the Council address the following issues in the Budget prior to its approval: 1. Southbank and City Road streetscapes: Aside from the Red Stairs which should really be renewed soon as much of its wooden base has rotted away, much of the streetscapes around City Road and surrounding streets require further cleaning and upgrades to waste disposal. Especially in front of the Australia 108 where the bins are often overflowing with mixed waste (landfill going into recyclable) and hard rubbish dumped near the bins. Perhaps a monitoring and fine system should be set up to deter this behaviour? Pet owners often allow their pets to urinate and defecate everywhere along the new parklands and playground on Kavanagh St and City Road leading to very disgusting sidewalks and rank smells. The section of City Road towards Clarendon St (past the Library) also needs better bins to deter littering. 2. Further improvements to Elizabeth Street South (intersection of Elizabeth and Flinders Street): the draft Budget included the "Elizabeth Street Strategic Opportunities" as one of the streetscape masterplans, yet the Budget did not elaborate the exact works to be taken from this masterplan. The masterplan also did not mention further works at Elizabeth Street South, which continues to be an unfriendly and unsanitary place to walk past. Antisocial behaviour and street waste (including littering and human waste) continues to plague this section of the street. The tram stop (Stop 1) at this location is cramped and dirty as much of the sewage and bird feces converge into the stop, and passengers often have no room to even wait at the tram stop as passengers try to disembark. A conversion of the tram stop to the accessible super stops like the other "tram blocks" along Elizabeth St will make this area more friendly and accessible for wheelchair users and parents with prams, and many have to skip the stop to go down the next one at Collins and Elizabeth St. 3. Introduction of monitoring and fines for littering: much of the city's iconic streets and public areas are plagued with litter and sometimes even dumped hard waste. This is seen almost every day on Snap Send Solve. An introduction of patrols to monitor littering and harsh punishments like in Singapore or Japan may help prevent repeat offenders on continuing to ruin our city's streets and revenue raised can go towards further sanitation efforts.

Annual Plan and Budget 2026-27 Community consultation: Full verbatim submissions

Feedback ID	Themes	What are your thoughts on the draft Budget 2026-27?
108274	Affordable housing Greening and open space Little India precinct opposition Local markets and small business	I am writing to express my opposition to the proposed $1.2 million "Little India" project. While I value and support cultural diversity and the celebration of multicultural communities in Melbourne, I do not believe this project represents the best use of public funds at this time. Many residents are currently facing significant cost-of-living pressures, including rising housing costs, utility bills, and everyday expenses. In this context, allocating $1.2 million toward a themed precinct raises concerns about priorities. I believe these funds could be more effectively directed toward essential services, infrastructure improvements, community housing initiatives, or support programs that benefit a broader cross-section of the community. Additionally, I am concerned about whether there has been sufficient consultation with local residents and businesses to determine if this project reflects the needs and desires of the existing community. Projects of this scale should have clear, demonstrated support and tangible long-term benefits. Melbourne is already widely recognised for its organic and authentic multicultural identity. Rather than investing heavily in curated or branded precincts, I believe council efforts would be better focused on supporting small businesses, maintaining public spaces, and enhancing livability across all neighbourhoods. I respectfully urge the council to reconsider this proposal and prioritise initiatives that address current economic challenges and deliver broader, more immediate value to residents. Thank you for the opportunity to provide feedback.
108275	Parking fees	I have two concerns about the budget. The first concern is that there is no mention of the M9 Alliance and what the Council spends on this. The second concern is about some parking fines mentioned on page 151 of the draft budget. A few other councils have announced refund schemes for overcharging of particular parking fines that required a resolution of the council to set the fine at 0.5 penalty units. Those councils include Mansfield Shire Council (on 18/02/26), Yarra Ranges Shire Council (on 28/10/25) and Merri-bek City Council (on 17/06/25). Has the City of Melbourne made the required resolutions in 2009 and 2019 in order to impose a 0.5 penalty for the discretionary parking fines, or should it only be charging 0.2 penalty units instead? The information on page 151 of the draft budget gives the impression that the amount of every parking fine is a statutory amount, set by the State Government, where some parking fines penalties can be fixed by Councillors.

Annual Plan and Budget 2026-27 Community consultation: Full verbatim submissions

Feedback ID	Themes	What are your thoughts on the draft Budget 2026-27?
108277	Council rate increase Public transport	While I appreciate efforts to celebrate cultural diversity, I believe that at this time, city funds should be prioritised toward more urgent needs such as cost-of-living support, public services, and essential infrastructure. Many residents are currently facing financial pressure, and projects like this may not feel like the most responsible use of taxpayer money right now. I hope the council carefully considers community priorities and focuses on initiatives that provide more direct and immediate benefits to residents. Thank you for the opportunity to provide feedback.
108279	Greening and open space	As usual the budget does little to rectify the Docklands problems. The area could have been a jewel in Melbourne's crown, but was poorly planned from the start. State Governments and Development Victoria have grossly overdeveloped the area at the expense of public amenity and parks. It continues....the latest building at Yarra's Edge starts in the water (blocking public access down to the Yarra ....and replaced with an overwater bridge). This building will greatly shade the one park at Yarra's Edge. Melbourne CC cannot reverse the mistakes, but it can oppose further gross over-development, including mega proposals over Lorimer St. Melbourne CC can use its budgets and its enormous windfall rate revenue to make Docklands more attractive.....sculpture (especially colour), garden improvements especially planter boxes to break up concrete areas etc The Geelong waterfront is a great model and the wooden maritime statues are brilliant. Auckland dockland development is great. Until the Council makes a great effort to improve amenity, the Docklands will continue to languish (some properties have not had a tenant in 10 years, others are vacant for ages). I have visited several hundred cities in Europe over the past 25 years. They ALL have one thing in common ....sensitive and attractive waterfront development. We have a raft of close, tall towers with very little public amenity in Docklands. The Yarra East of the Convention centre is good.

Annual Plan and Budget 2026-27 Community consultation: Full verbatim submissions

Feedback ID	Themes	What are your thoughts on the draft Budget 2026-27?
108280	Bicycle lanes City cleaning Footpath maintenance Graffiti management Local markets and small business Public toilets and amenities Tourism and visitor economy Waste and recycling	It feels like you talk about the same things every year, but yet as a resident it feels like living in the city is becoming less appealing every year. Spend what you have to spend on security but if it is not getting better then you need to do something different. Spend what you need to spend on keeping the city clean, but if it still smells like a toilet and there is broken glass and vomit then its not the right approach. We are tired of seeing the Spotless / Downer / COM small trucks parked with 2 people in them on their phones whilst the street is littered with rubbish ..yes they will clean it up if you ask them ..but really! WHO reviews what you have spent on cleaning and removal of vandalism when the city is still disgraceful.....look after the business and the residents then the visitors will see our beautiful city at its best and return. Make decisions AFTER you have consulted with the residents and businesses...you rely on these surveys ...get out of your office or work from home office and knock on doors AND TELL THE TRUTH OF WHAT YOU ARE PLANNING Do one thing at a time ..fix the vandalism and footpaths ...to quote the mayor ...'get the basics right and build a more liveable city' spend the whole budget spend it on what matters....why do you promote a surplus ? We are the ones paying our rates and spending our money in the city, but yet it is often a treacherous journey to simply come home from dinner. It wont take long to become the most unlivable city ...and it will be alot more expensive to recover from that.. We entrust you with our rates to do the best for this city lately it feels like we are not getting what is promised every year. Get out of Collins St and take a walk around ...look down look up and try breathing in the stench of urine and bins and please be careful of the bikes on footpaths.
108281	Affordable housing Homelessness services	Hi, I'm Not sure if I am writing in the correct place. I was concerned to see in the plan for Melbourne's future "reducing rough sleeping - no second night policy" - or something to that effect. Whilst I am ALL of reducing rough sleeping by increasing affordable accomodation & homeless shelters, I would hate to see resources dedicated to just moving homeless people on. Pushing them out of the city will only "paper over" the issue. I think money would be better spent on support services (vs. security guards to move people on). Just my thoughts, I'm aware it's not easy. Thank you. [Redacted]

Annual Plan and Budget 2026-27 Community consultation: Full verbatim submissions

Feedback ID	Themes	What are your thoughts on the draft Budget 2026-27?
108295	Greening and open space Little India precinct opposition Schooling and childcare	Subject: Submission regarding the proposed “Little India” precinct in Docklands I am a resident of Docklands and would like to provide feedback regarding the proposal to establish a “Little India” cultural precinct in the area. While I support Melbourne’s multicultural identity, I do not believe that creating a government-funded ethnic precinct in Docklands is the right priority for our community. Docklands residents have long raised concerns about the lack of essential neighbourhood infrastructure, including schools, childcare, community facilities, green spaces, and everyday services. Many parts of Docklands still struggle with low street activity and vacant retail spaces. Public funds should be directed toward improving livability and building a stronger local community rather than creating a themed cultural precinct. It is also unclear whether branding an area as a specific ethnic district will genuinely address the underlying economic challenges of Docklands. Sustainable growth usually comes from diverse businesses, improved urban design, and better amenities for residents. I respectfully encourage the City of Melbourne to prioritise investments that directly improve the daily lives of residents and strengthen Docklands as a balanced and inclusive neighbourhood. Thank you for considering the perspectives of local residents. Kind regards, A Docklands Resident
108296 **Will present at FMC**	Climate and sustainability Greening and open space Innovation partnerships	I think it is well thought out and I congratulate on the council on achieving a surplus. I personally would like to see an initiative in the budget to reduce light pollution safeguarding our connection to the stars is dependent on our ability to see them. Light pollution is also a major growing concern for wildlife, human health, and the night time economy. It would be great if council can explore ways we can safeguard our skies and our vision of the stars, reduce and manage light pollution, and seek solutions through research in engineering, design, and landscape architecture to start to bring the cosmos back to all us city dwellers. Just imagine looking up in the city and seeing the milky way. One can imagine and hope becomes a reality some day.

Annual Plan and Budget 2026-27 Community consultation: Full verbatim submissions

Feedback ID	Themes	What are your thoughts on the draft Budget 2026-27?
108298	Little India precinct support Local markets and small business	I have submitted a detailed written response to the proposed Little India initiative in Docklands in the attached document. As a resident and small business owner in Docklands, I would be happy to provide further input if required. Please feel free to contact me at [redacted]. Thank you. **Attached document**
108301	Events and festivals Little India precinct opposition Public transport Tourism and visitor economy	As a Docklands resident, I don't really support the idea of turning the area into "Little India." Docklands already has a mix of different cultures, which is something I really appreciate, and I think that balance is worth keeping. I understand the intention behind this proposal is to celebrate diversity, and I'm all for that. But at the same time, I'm concerned about how this would affect people who already live here. The area is already quite busy with harbour activities and events like the Firelight Festival, so adding another major attraction could make it feel overcrowded and put more pressure on transport and public spaces. I also think a lot of residents chose Docklands because of its current vibe — it's relatively calm, open, and well-planned. A big change like this could really shift that and make it less enjoyable to live here. With increased foot traffic, tourism, and commercial activity, there are also concerns about safety, noise, and how well the area can be managed on a day-to-day basis. More importantly, I question whether this kind of development is sustainable in the long term. Transforming Docklands into a single-themed cultural precinct may not align with the area's existing identity and could risk reducing its overall livability and appeal. Instead of strengthening the suburb, it may unintentionally lead to a decline in what currently makes Docklands a desirable place to live. I'm definitely supportive of multiculturalism, but I feel like it's better promoted across the whole city rather than focusing one area into a single cultural theme. Personally, I'd rather see funding go into improving public transport, safety measures, and community facilities that benefit everyone. So overall, I think this idea needs more careful consideration, especially from the perspective of the people who already call Docklands home.

Annual Plan and Budget 2026-27 Community consultation: Full verbatim submissions

Feedback ID	Themes	What are your thoughts on the draft Budget 2026-27?
108303	City cleaning Community safety officers Drug and substance issues Graffiti management Homelessness services Little India precinct opposition Parking fees	As a member of the Docklands community, I support first and foremost a priority on keeping Melbourne city safe whether it is more protection officers or mental health professionals to clean up the streets. We have been battling safety issues for the last few years with lots of homeless and drug afflicted people on streets and lots of crime. Most people do not feel safe to walk around at night and people are leaving Melbourne. Spending on Little India seems like a big waste of taxpayer money, which could be used for more useful projects (community projects or urban renewal/infrastructure projects. Or better yet, don't hike the parking fees. Free community workouts would be a great initiative to bring people together especially in our increasingly fragmented and intolerant society. Our city looks more and more like a hole each year with so much graffiti around. Please come up with ways to manage the unsightly graffiti along our public spaces. Thank you for your consideration
108304 **Will present at FMC**	City cleaning Events and festivals Greening and open space Little India precinct support Tourism and visitor economy	--- Little India is a grand idea! Make it luxurious, make it opulent, make it a work of art! An elegant experience that all nationalities can devour. --- More trees, we need more trees because the population is increasing. More trees. Please don't cut existing trees. Plant more trees. --- More cleanliness, issue fines for littering, smoking, vaping, smoking up in public places. We need to clean more and keep it that way. --- Why are there brothels and strip clubs in public places and residential areas? Do children really need to see those things? Can you please move them to some area with no exposure to children. - Melbourne New Year Fireworks game is very weak. Sorry - but its very weak. Can't we do proper fireworks at Bolte bridge? Give Sydney a run for their money (joking but serious). --- We need Christmas in July as a major festival like Moomba - think giant bonfire, dancing, something to shoe away the winter blues - please. This is critical. Melbourne winter needs a Bonfire.
108307	Bicycle lanes Little India precinct opposition	Why do we need a little india prexint?? Great idea to expand cycling initiative

Annual Plan and Budget 2026-27 Community consultation: Full verbatim submissions

Feedback ID	Themes	What are your thoughts on the draft Budget 2026-27?
108308	City cleaning Council rate increase Drug and substance issues Homelessness services Little India precinct opposition Public transport Youth services	I would like to provide feedback on the proposed city budget. I believe greater priority should be placed on addressing youth crime, drug abuse, and supporting homeless individuals in overcoming alcohol addiction, rather than primarily allocating funds to ongoing support without strong intervention measures. Many public hygiene issues and damage to public facilities are linked to these problems. If crime and substance abuse are reduced, the city may also save significant costs currently spent on cleaning, repairs, and maintaining public spaces. For example, I previously observed the installation of a green structure at the tram stop on Elizabeth Street Tram Stop. The structure did not provide practical shelter from rain, and it was dismantled not long after being built. Decisions like this appear rushed and wasteful, resulting in unnecessary use of taxpayer money without delivering meaningful public benefit. I also do not see a strong need for developing a designated “Little India” precinct in Docklands. Docklands is already a shared, multicultural public space. It is unclear why public funds should be directed toward promoting a single cultural theme in an area meant to represent diversity as a whole. Given Victoria’s tight fiscal position and recent tax increases, such spending does not seem essential. Instead, I would strongly support allocating more budget toward improving public transport infrastructure, such as replacing aging trains and upgrading rail tracks. These are long-term investments that benefit the entire population and improve daily life for residents. Thank you for considering this feedback.
108310	Little India precinct opposition	Dear Melbourne City Council, My name is [Redacted], and I am a Docklands resident. I recently read about City of Melbourne’s Little India initiative for Docklands, and I would like to express my concerns and opposition to this plan. Docklands is a multicultural suburb, and it should not be designated to one single culture. I hope the City of Melbourne reconsider its plan and spending. Kind regards, [Redacted]

Annual Plan and Budget 2026-27 Community consultation: Full verbatim submissions

Feedback ID	Themes	What are your thoughts on the draft Budget 2026-27?
108311	Little India precinct opposition	Dear Councillors, I write in response to the City of Melbourne's proposed budget initiative to establish a "Little India" precinct in Docklands as part of the Bringing Our Streets to Life program. While I support efforts to increase activation, vibrancy, and economic activity, I do not support the creation of a themed "Little India" precinct in Docklands for the following reasons: 1. Misalignment with Docklands' Identity Docklands is a mixed-use waterfront precinct with a growing residential, corporate, and visitor base. A single-theme cultural precinct risks creating a forced identity that does not reflect how the area has developed or how it is currently used. Activation should focus on broad, inclusive appeal rather than a fixed concept. 2. Lack of Organic Foundation Melbourne already has established Indian cultural hubs, including Dandenong and Footscray, which have developed organically and are supported by strong communities. Replicating this in Docklands risks creating a commercialised precinct that lacks authenticity and may struggle to gain traction. 3. Economic Risk to Existing Businesses Docklands continues to face challenges with foot traffic and business sustainability. A themed precinct may concentrate demand into a narrow category and disadvantage existing operators who do not align with the concept, increasing vacancy risk if it underperforms. 4. Opportunity Cost Allocating funding to a single themed precinct limits investment in broader initiatives that are more likely to deliver consistent outcomes, such as events, night-time economy activation, and public realm improvements. 5. Prefer Flexible Activation A more effective approach would be diverse and adaptable programming—such as rotating cultural events and pop-ups—rather than locking Docklands into a single identity. Conclusion While the intent to activate Docklands is positive, the proposed "Little India" precinct presents risks in terms of authenticity, economic viability, and strategic alignment. I encourage Council to prioritise flexible, inclusive activation strategies that support sustainable growth across the precinct.

Annual Plan and Budget 2026-27 Community consultation: Full verbatim submissions

Feedback ID	Themes	What are your thoughts on the draft Budget 2026-27?
108312	Little India precinct opposition Local markets and small business	Dear Councillors, I am writing in relation to the proposed allocation within the City of Melbourne budget to progress a “Little India” precinct in Docklands under the Bringing Our Streets to Life initiative. While I strongly support investment into Docklands and recognise the need to improve activation and vibrancy, I have concerns that a fixed, culturally themed precinct is not the most effective or sustainable approach for this location. Strategic Fit Docklands remains in a transitional phase, with ongoing efforts to build a cohesive identity. Introducing a single-theme precinct risks narrowing the appeal of the area at a time when it would benefit more from broad, flexible activation that attracts diverse audiences. Authenticity and Positioning Cultural precincts are most successful when they emerge organically from existing communities. Melbourne already has well-established Indian cultural centres in areas such as Dandenong and Footscray. Creating a designated version in Docklands may lack the depth and authenticity that make these precincts successful. Commercial Considerations Docklands businesses continue to operate in a challenging environment, particularly outside peak periods. A themed precinct could unintentionally skew demand toward a limited offering, rather than supporting the broader mix of businesses needed for long-term viability. Better Use of Investment There is an opportunity to direct funding toward initiatives that activate the precinct more effectively, such as: Regular programming and events Improved public amenity and safety Support for small and independent operators Activation that evolves based on demand These approaches provide flexibility and reduce the risk associated with committing to a single concept. Recommendation Rather than establishing a permanent themed precinct, I encourage Council to consider a more adaptive model of activation that reflects Melbourne’s diversity and allows Docklands to develop its identity organically over time. Thank you for considering this submission.

Annual Plan and Budget 2026-27 Community consultation: Full verbatim submissions

Feedback ID	Themes	What are your thoughts on the draft Budget 2026-27?
108313	Events and festivals Greening and open space Little India precinct opposition Local markets and small business Street lighting	Dear Councillors, I am writing as a local community member regarding the proposal to introduce a “Little India” precinct in Docklands. While I support initiatives aimed at improving vibrancy and activation, I have concerns about how this proposal would fit within the Docklands community. Docklands is still developing its identity and sense of place. From a resident perspective, what is most needed is consistent, everyday activation—cafes, services, events, and public spaces that encourage regular use—not a destination built around a single theme. There is also concern that a themed precinct may not integrate well with the existing community. Successful cultural areas tend to grow organically where there is already a strong local presence. Melbourne already offers authentic Indian cultural experiences in locations such as Dandenong and Footscray, which are well established and community-driven. From a livability perspective, priorities in Docklands should focus on: Safety and lighting Amenity and public space improvements A diverse mix of local businesses Events that bring people in regularly, not just occasionally I would encourage Council to focus on initiatives that support day-to-day community use and long-term livability, rather than introducing a fixed themed precinct. Thank you for the opportunity to provide feedback.
108314	Bicycle lanes Climate and sustainability Community safety officers Greening and open space Pedestrianise city streets	It’s fantastic to see funding for the Queensberry St and Rathdowne St cycling lanes implementation in the 2026-27 budget. The Queens Bridge St and Flinders St cycling lanes consultation listed on the agenda is also great, but would love to see them happen sooner, particularly given the current oil crisis and the need to rapidly decarbonise our transport amid global heating. There should also be more funding for bicycle hoops and bike self-service stations (Fitzroy/Collingwood have 5 whereas Carlton has only 2 and they’re both based in the unimelb precinct. As a Carlton resident, I would love to see funding for more green spaces and parks, particularly in the precinct between Elgin St to Cemetery Rd, which currently only has two tiny parks in Keppel St and Cardigan St. I’d love there to be money for a pocket park on Lytton St and the street turned into a no-through street to disincentivise rat-running. I don’t support the community safety team and the funding associated with this initiative. I see them walking up and down Lygon St not really doing much so don’t think this is a great use of our rates and should be repurposed elsewhere.

Annual Plan and Budget 2026-27 Community consultation: Full verbatim submissions

Feedback ID	Themes	What are your thoughts on the draft Budget 2026-27?
108316	Library services	Rather than spending so, so much money building a new library - why not spend the money on making them more accessible? Melbourne libraries are open limited hours and never on public holidays. They should be safe, third spaces for the community to spend time, but they are so often closed when you need them. Why not open them until late so people have free spaces they can sit inside safely? You need to start building a safe space and culture by being open to begin with - then people will come, and you won't have to spend millions on a library that only few can patronise.
108317	City cleaning Greening and open space	Please...the city needs to be cleaner and greener. Cleaner. And. Greener.
108319	Little India precinct opposition	Sorry but spending money to make Docklands into Little India is not gonna solve the problem. Also you may create more racism comments to Indians.

Annual Plan and Budget 2026-27 Community consultation: Full verbatim submissions

Feedback ID	Themes	What are your thoughts on the draft Budget 2026-27?
108320	Bicycle lanes City cleaning Footpath maintenance Greening and open space Homelessness services	Hi team, Here is what I hope is some constructive feedback. Homelessness reduction and security initiatives are welcome. The keep left walking initiative done this year was also welcome. This should be expanded as this greatly improves traffic flow on the footpaths and improves walkability. Here are some ideas: • Arrows on the foot path and signs in high congestion areas such as coming in and out of train stations and escalators. • Ongoing public awareness campaign. To further encourage walkability: • More frequent cleaning of the footpaths would make walking more pleasant than removing cars or adding giant bike lanes. Seeing urine, spit, rubbish or grime on the footpath is disgusting and leaves a terrible impression which can deter people from returning. Please don't destroy anymore roads with giant bike lanes. The bike lanes are massively under utilised whilst roads are always congested. They do not need to be so wide and never should have been built on top of car lanes. They're now a blight on our city. St Kilda road bike lanes need to be ripped up. There's literally hundreds of times more car traffic than bike traffic and some cyclists still ride on the footpath. There's plenty of room to put a bike lane on the side of the footpath instead of on the road. This would be much safer and relieve congestion. Greening is great so long as it isn't done over road infrastructure. Trees on the side of the footpath is great. Closing roads to build a park will nearly always cause more problems than it solves. Don't close more streets to traffic - Melbourne is already a walkable city and could be further improved by the keep left campaign and more frequent cleaning of footpaths. We don't need more roads closed. It's already a difficult city to commute to by car. More garaged parking on the edges of the CBD should be encouraged. Thanks for your consideration. Regards, Tom

Annual Plan and Budget 2026-27 Community consultation: Full verbatim submissions

Feedback ID	Themes	What are your thoughts on the draft Budget 2026-27?
108321	Greening and open space Pedestrianise city streets	Great to see the pedestrianisation of the little streets, and the investments into new parks and community spaces! Would love to see additional development funding to pedestrianise the major streets as well.
108322	City cleaning Greening and open space Little India precinct opposition Local markets and small business	While the idea of bringing streets to life is a wonderful initiative, the move to make Docklands into Little India would be deter this proposal. If anything, small and new businesses that align with building a healthy and inclusive community should be supported instead to elevate the area, allowing it to thrive. Support in terms of lowering cost of rental. Making Docklands into Little India will see increased tensions with current and future tenants, increased cost to cleanliness and safety, isolating the area from other future investments. There could be more efforts instead to make Docklands, as a whole, a family friendly destination.
108323 **Will present at FMC**	Little India precinct opposition	There are already many areas in Melbourne with large Indian communities. I hope Docklands can keep its current character and not become overly dominated by any single cultural group.
108324	Little India precinct opposition	Progressing the Little India precinct in Docklands. - NO TO THIS PROJECT BEING IN THE BUDGET! We have many areas across Melbourne already focused on Indian community! Tarneit, Point Cook, Dandenong, are all Indian community focused! Docklands is just next to Melbourne city, it is supposed to be a multicultural suburb, family friendly and people love the multi vibe! Not focusing on just once race and nationality! They have many other areas they can go too but Docklands shouldn't become Little India! This is so ridiculous trying to please one race and nationality when most of the time already favour them! What about stick to real Melbourne culture, think about other races and nationalities! NO TO DOCKLANDS LITTLE INDIA!
108325	Bicycle lanes Pedestrianise city streets	Pedestrianise all the little streets asap - and please put the foot on the accelerator for Queensberry and Flinders St bike lanes!

Annual Plan and Budget 2026-27 Community consultation: Full verbatim submissions

Feedback ID	Themes	What are your thoughts on the draft Budget 2026-27?
108326	City cleaning Little India precinct opposition	I think the budget can be spend better on more important things than to create "little India" in Docklands. I lived in Docklands for 7 years and appreciate the diversity there. Do we need a little India? No, I don't think so. Because now that I am staying in Tarneit, where the major demographics are Indians. The "precinct" will be filled with rubbish, the venue will be dirty and maintenance will be costly. Yes, we should embrace multiracialism but that doesn't mean anyone should disrespect what the community has to offer.
108327	City cleaning Footpath maintenance Greening and open space	Southbank promenade needs some love. The paving is cracked and loose. The grass under the trees has never grown properly and should be replaced with some other surface. The Esso demo site is a real eye sore. It also wastes great space and the cladding at the rear is still blocking the foot path. The red stage needs an overhaul and I know the code black coffee kiosk is popular but it now looks disgraceful with the additional container and the fencing. I support a permanent kiosk fixture to be installed.
108328	Little India precinct opposition	Feedback on this budget: Progressing the Little India precinct in Docklands: It is a no! Waste of money! This specific race and nationality already have many many areas focusing on them! Why still need to turn Docklands into another Little India?! Use it on something better! Once-off event is ok but not turn it into Little India! This is ridiculous and outrageous! So many suburbs across VIC already full of Indians and have their own precinct, we really do not need another one! [Redacted]! We do not need to accommodate to them! Why the council accommodate other races and nationalities?! Why must be this specific Indian community?! [Redacted] NO TO LITTLE INDIA IN DOCKLANDS! WAKE UP COUNCIL, STOP WASTING MONEY ON THIS HORRIBLE IDEA AND PROJECT!

Annual Plan and Budget 2026-27 Community consultation: Full verbatim submissions

Feedback ID	Themes	What are your thoughts on the draft Budget 2026-27?
108329	Little India precinct opposition Public transport	Concerns on the docklands transforming to little india plan. The Melbourne city is already at full capacity with traffic, transportation bursting at its seams. The setting up of a little india precinct will bring a large number of influx of people that will adversely affect the safety and security of the area. The residents of Melbourne city already feel at risk everyday when out and about in the city with a high crime rate and violence acts everyday in the streets. This will only aggravate the situation and make Melbourne city even more unsafe and bring more violence and crime to the city, when the city does not have the able and means to counteract with the increase in population. The comparison of the proposed little india precinct in docklands to the already established Chinatown, Greek precinct and koreatown is also inappropriate as these are all just one street and only restaurants in that ethnicity. This is vastly different from the proposed little india whereby it is a cultural and ethnic hub. This also comes across as a message that Melbourne city as a government is trying to convey that the india ethnic group is on their priority list and that they only value and welcome Indians to the city and that people of other ethnic groups does not matter. Melbourne city government is also trying to convey the message that they are valuing Indian culture above all other cultures and that [redacted]. This is not what we residents of Melbourne want, and the budget allocated to this could be put to so much more productive use to enhancing the security of the city and to make the residents and those who visit the city feel safe and not be worried or paranoid over some random street violence. Please put the wellbeing and safety of the residents of Melbourne city in the first place. Melbourne city does not need a little india in docklands.

Annual Plan and Budget 2026-27 Community consultation: Full verbatim submissions

Feedback ID	Themes	What are your thoughts on the draft Budget 2026-27?
108330	Events and festivals Little India precinct opposition Local markets and small business	I would like to express my concerns regarding the proposal to designate Docklands a new “Little India” precinct. While I appreciate the intention to celebrate cultural diversity and support local businesses, I respectfully disagree with this proposal for several reasons. Firstly, there are already multiple established areas that reflect Indian culture, businesses, and community presence. Creating another officially designated “Little India” risks unnecessary duplication rather than strengthening existing hubs. Secondly, formally labeling a specific area by one cultural identity may unintentionally limit the broader vision of an inclusive and integrated community. Our city’s strength lies in its diversity being shared across neighborhoods, rather than concentrated or segmented. Thirdly, such branding may create challenges in the long term, including perceptions of exclusivity or reduced appeal to a wider mix of residents, visitors, and businesses. Instead, I encourage the council to consider more inclusive approaches to supporting cultural communities—such as city-wide festivals, business support programs, and multicultural initiatives that benefit all groups without geographically isolating them. Thank you for considering this feedback.
108331	City cleaning Little India precinct opposition	The opposing of the little india precinct in docklands. Besides the Melbourne city government committing to this plan sends across a message that all other race and ethnic groups does not matter, only Indians matter and only they are important such that the city is willing to dedicate not just a street as for other ethnic groups, but a whole precinct to them. Furthermore, Dandenong already has a Little India, Melbourne city does not need to follow in their footsteps. There is also the added problem of security and sanitation. Melbourne city is already plagued with violent crimes and high crime rate, this will only make the city less safe. Also the hygiene and sanitation of the docklands precinct will be a major concern.

Annual Plan and Budget 2026-27 Community consultation: Full verbatim submissions

Feedback ID	Themes	What are your thoughts on the draft Budget 2026-27?
108332	Little India precinct opposition Local markets and small business Public transport	I am writing to express concern about the proposal to establish a "Little India" precinct in Docklands. While cultural diversity is an important strength of Melbourne, creating a government-designated ethnic precinct risks unintentionally encouraging segregation rather than integration. Public policy should aim to bring communities together across shared spaces, rather than formally concentrating one identity in a single area. There are also economic risks. Docklands already faces challenges with foot traffic and business sustainability. Relying on a single themed concept may limit broader commercial diversity and reduce flexibility if demand shifts. Public funds might be more effectively used to improve transport access, public amenities, safety, and mixed-use activation that benefits all residents and businesses. Additionally, officially branding an area around one cultural group may create perceptions of favoritism, which could lead to community tension. A more inclusive approach would be to support multicultural events and businesses across the entire city, rather than concentrating resources in one designated precinct. I encourage the government to reconsider and prioritize inclusive, city-wide activation strategies.
108333	Little India precinct opposition Local markets and small business	I write to formally express my concerns regarding the proposal to designate Docklands as a "Little India" precinct. While the intention to recognise and celebrate cultural heritage is acknowledged, I have significant concerns about the broader planning implications of establishing a culturally specific precinct within an already diverse and well-integrated community. This neighbourhood currently reflects a wide range of cultural backgrounds and business types. Introducing a designated ethnic enclave risks undermining this balance by concentrating a single cultural identity within a defined area, rather than supporting organic diversity across the municipality. Such an approach may inadvertently limit the variety of commercial activity and reduce opportunities for other businesses to establish and thrive. In my view, council efforts would be better directed toward initiatives that promote multicultural inclusion across all neighbourhoods, rather than formalising cultural distinctions within specific precincts. Consideration could also be given to supporting a broader mix of business initiatives—such as the establishment of a seafood market or other diverse commercial offerings—that serve the wider community. For these reasons, I respectfully urge the council to reconsider this proposal.

Annual Plan and Budget 2026-27 Community consultation: Full verbatim submissions

Feedback ID	Themes	What are your thoughts on the draft Budget 2026-27?
108335	Greening and open space Little India precinct opposition	Progressing the Little India precinct in Docklands. This is a very concerning idea and project! This project poses a huge risk of losing Docklands as a multicultural family friendly city! As one of Melbourne's key waterfront developments, Docklands should reflect a forward-thinking and inclusive urban vision. Major city precincts are typically designed to be flexible, evolving spaces that accommodate a wide range of cultural, commercial, and recreational activities. Branding such a central location around a single cultural identity may limit future adaptability and does not align with best-practice urban planning principles for global cities. I respectfully request that Council reconsider this approach and instead pursue a strategy that supports diversity, flexibility, and long-term growth.
108338 **Will present at FMC**	Little India precinct opposition	This is about the budget for Progressing the Little India precinct in Docklands. As a parent, I am concerned about the proposal to turn Docklands into a "Little India" precinct. Docklands is one of the few accessible waterfront areas where families from all backgrounds can gather, explore, and enjoy the city. It is important that this space remains welcoming and relevant to a wide range of communities. A single-theme precinct risks reducing that sense of shared ownership and inclusivity. Families want spaces that reflect the diversity of Melbourne, not just one cultural focus. I hope Council will consider the broader community impact and ensure Docklands remains a place for everyone.
108339	Little India precinct opposition	I am writing to express concern and seek clarity regarding the proposed "Little India" initiative for Docklands. Given the scale of this proposal, it is important that there has been thorough and transparent community consultation. Many residents appear unaware of this plan or have not had the opportunity to provide input. I urge Council to ensure broader consultation is undertaken before progressing further.
108340	Little India precinct opposition	I am writing to express concern and seek clarity regarding the proposed "Little India" initiative for Docklands. Given the scale of this proposal, it is important that there has been thorough and transparent community consultation. Many residents appear unaware of this plan or have not had the opportunity to provide input. I urge Council to ensure broader consultation is undertaken before progressing further.

Annual Plan and Budget 2026-27 Community consultation: Full verbatim submissions

Feedback ID	Themes	What are your thoughts on the draft Budget 2026-27?
108341	Climate and sustainability Greening and open space Pedestrianise city streets	In overall supportive of the draft budget. In particular I'm thrilled that the council is making the city more walkable. This initiative along with making the city greener will result in a better overall city.
108342	City cleaning Little India precinct opposition	I am writing to express my concerns regarding the proposed development of a "Little India" precinct in Docklands. I have been a permanent resident of Docklands for the past 14 years, and like many others, I value the area for its peaceful environment, cleanliness, and overall livability. Docklands has grown into a lovely and well-maintained community, and preserving these qualities is very important to long-term residents like myself. My concern is not with cultural diversity itself, which I respect and appreciate, but rather with the potential impact that large, concentrated gathering areas may have on the existing standards of the neighbourhood. From past observations in similar precincts, there can sometimes be challenges related to crowd management, adherence to traffic regulations, and maintaining public cleanliness. Docklands is a relatively compact area, and any significant increase in high-density foot traffic or activity hubs may place strain on infrastructure, parking, and public spaces if not carefully planned and regulated. I believe it is important that any development aligns with the existing character of the area and includes clear strategies for maintaining order, safety, and cleanliness. I kindly request that these concerns be taken into consideration during the planning process, and that appropriate measures are put in place to ensure that Docklands remains a safe, clean, and enjoyable place for all residents. Thank you for your time and consideration.
108343	Little India precinct opposition	Good afternoon, my name is [redacted], and I live in Docklands. I am concerned about the impact about City of Melbourne's Little India proposal for Docklands. I believe that all races and communities in Docklands should be treated equally, and I feel excluded by the Little India plan. I urge the City of Melbourne to reconsider this.

Annual Plan and Budget 2026-27 Community consultation: Full verbatim submissions

Feedback ID	Themes	What are your thoughts on the draft Budget 2026-27?
108345	Little India precinct opposition	I am writing to formally raise concerns about the proposal to position Docklands as a “Little India” precinct. Melbourne is widely recognised for its multicultural identity, and Docklands given its central location should reflect this diversity in a balanced and inclusive way. Focusing the precinct around a single cultural identity risks narrowing its appeal and does not align with the broader expectations of a city that represents many communities. I am particularly concerned about: - The lack of clarity on how this proposal benefits the wider community - Whether this approach will deliver sustainable economic outcomes for the precinct - The absence of a clearly communicated consultation process involving all affected stakeholders Docklands requires thoughtful, inclusive planning to revitalise the area, not a strategy that may unintentionally exclude or discourage broader community engagement. I respectfully urge Council to reconsider this direction and instead pursue initiatives that promote genuine multicultural inclusion and long-term economic vitality
108346	Little India precinct opposition	I am writing to express my concerns regarding the proposal to brand Docklands as a “Little India” precinct. Docklands holds a unique position within Melbourne as a central, waterfront area intended to reflect the city’s diversity, vibrancy, and broad community appeal. While I value cultural representation and inclusivity, I am concerned that designating Docklands around a single cultural identity may unintentionally limit its role as a truly multicultural and accessible destination for all Victorians. In particular, I would like Council to consider: - Whether this proposal aligns with Melbourne’s broader vision of inclusivity across all cultures, rather than focusing on one - The potential economic impact on existing businesses and whether the concept will genuinely drive sustained foot traffic and spending - How community consultation has been conducted, and whether a wide range of local residents and stakeholders have been adequately heard - Long-term planning implications, including whether this approach supports a balanced and adaptable precinct Docklands has significant potential to become a thriving, inclusive hub that reflects Melbourne’s diversity as a whole. I encourage Council to consider alternative approaches that celebrate multiple cultures while supporting economic growth and community cohesion, and not focusing on a specific culture.

Annual Plan and Budget 2026-27 Community consultation: Full verbatim submissions

Feedback ID	Themes	What are your thoughts on the draft Budget 2026-27?
108347	Little India precinct opposition	I just wanted to share my concern about the Docklands “Little India” idea. Docklands is such a central space and should feel inclusive for everyone, not centred around one theme. I really think a more balanced, multicultural approach would make more sense for the area.
108348	Little India precinct opposition Local markets and small business	Concern: Progressing the Little India precinct in Docklands. Docklands needs strong and sustainable economic activation. A precinct focused on a single cultural theme may limit its ability to attract a broad range of visitors and businesses. A more diverse approach would better support long-term growth and vibrancy. Please reconsider this proposal. This is very unfair to other cultures. This particular culture has already conquered many other areas and now becoming overrated.
108349	Bicycle lanes Greening and open space Pedestrianise city streets	happy with expanding safe separated bike infrastructure and parks as we can't afford not to do this as the CBD population keeps growing - the city feels so busy already so anything that reduces car traffic and expands open space is great. Super excited about the prospect of pedestrianising flinders lane and the other little streets.
108350	Affordable housing City cleaning Drug and substance issues Footpath maintenance Homelessness services Public toilets and amenities	Please help homeless people, primarily with accommodation. Consider providing hygiene facilities: toilets, showers, laundry services, help with drug taken. I operate a business in the city and to see homeless people on the foot path makes me ashamed of leaving in such a beautiful city with no consideration, no heart for the people who are going through difficult time, we can do better! At least provide temporary accommodation, a decent meal a place to be safe, to wash, it's not rocket science and constantly blaming " a bigger issue" truly is redundant. This should be your primary concern to address in your budget; Collins's street will not look any better if people are on the street begging! You know the problem as well as me!

Annual Plan and Budget 2026-27 Community consultation: Full verbatim submissions

Feedback ID	Themes	What are your thoughts on the draft Budget 2026-27?
108351	Bicycle lanes Pedestrianise city streets Public transport	I am very supportive of the pedestrian first nature of 26-27 budget. A city is for people. The very essence of an activity hub which should be walkable and accessible for all. A city should be designed to cater for the most vulnerable. Cars are the most dangerous and inefficient mode of transport - they cause social isolation and there is no room for them in such an urban setting. Businesses and cities thrive by the people that visit and spend time in, not the cars that transport a few people, but take up the space of many. Melbourne should be car-free, with exceptions for emergency vehicles and trade. We still need to factor in the movement of people - there needs to be more accessible transport to address concerns of those with mobility issues. Alternatively, people arriving into the city should be able to safely navigate it via bicycle. More bike lanes enable people to traverse the city quickly - this will only happen at scale if people feel safe to do so.
108352	Waste and recycling	Spend more money on the Waste and Resource Recovery Hubs Expansion program. They have improved amenity lots and made the laneways feel safer. We want more of them.
108353	Little India precinct opposition	I am concerned about whether there has been sufficient community consultation regarding the proposal of turning Docklands into Little India. They are many places in Melbourne already dedicated turning their area/precinct to focus on this particular community. Docklands does not need that, this community does not need more area of their own. Docklands is a multicultural community for as long as it has, please preserve this value! A decision of this scale should involve broad input from residents and stakeholders. I encourage Council to revisit this process before proceeding.
108356	Bicycle lanes Footpath maintenance Pedestrianise city streets	The Flinders Lane Strategy. It's well past time to take the laneway culture, initially encouraged by Gilbert Rochecouste, to the next level. Allowing the motor vehicle to gradually choke the city to death is not good for business, for disabled & elderly accessibility, as well as the general well being & safety of shoppers. All inner urban local governments subscribe to access hierarchy guidelines that give protection primarily to those that need it most. Pedestrians, including disabled & elderly, then cyclists, followed by motor vehicles. It's time to live up to this access hierarchy, to these guidelines, bite the bullet & put strategies like this proposal into action. 😎

Annual Plan and Budget 2026-27 Community consultation: Full verbatim submissions

Feedback ID	Themes	What are your thoughts on the draft Budget 2026-27?
108357	Events and festivals Greening and open space Parking fees Pedestrianise city streets Queen Victoria Market Senior citizen and pensioner support	I love the idea of making Flinders Lane a pedestrian only space with greenery. It would be wonderful to have a vertical gardenscape through the lanes to bring even more natural vibrancy. I would love to see more allocated DISABLED parking on the streets as well - these are tucked away and limited. It would be awesome if we cherished and celebrated our elderly where there were opportunities for free/discount days for coffee. We have many wonderful events but so many of them are too costly e.g. Alpine chalet cheese at Fed Square - here a special opportunity for the elderly to have a 50% discount voucher would be more inclusive.
108359	Arts grants Events and festivals Greening and open space Protests in the city	I support the proposal of increasing safety, more greenery, infrastructure improvements, and more arts and culture activations. These are what keeps the city unique and alive. One suggestion is to also discuss how protests are negatively impacting the CBD. As much as I am for free speech, I wonder if the CBD is the appropriate place for it? The protests held on weekends are becoming too frequent and I believe they're disrupting businesses, increases threat to safety for those living and visiting the CBD, and discourages people to visit the city.
108360	Greening and open space	Wish there will be more edible gardens around to be shared by the community. Other than that, love everything else.
108361	Greening and open space Little India precinct opposition Schooling and childcare	As a parent, I value Docklands as a shared space for all families. It should remain inclusive and welcoming to everyone. A single-theme precinct does not reflect the diversity of our community. This is very unfavourable to all other races! Many families chose Docklands for its relaxing vibe and multicultural community. Our children are growing up knowing other races, cultures, nationalities, countries; they should not be tied up only growing around one specific culture. Docklands is very special and unique, please continue keeping and preserve it! Please reconsider this proposal.

Annual Plan and Budget 2026-27 Community consultation: Full verbatim submissions

Feedback ID	Themes	What are your thoughts on the draft Budget 2026-27?
108362	CCTV camera program City cleaning Community safety officers Events and festivals Graffiti management	SUPPORT Firstly, I'm very pleased to see the budget allocation towards increasing the number of Community Safety Officers by 11x new officers and expanding the Safe City Camera network by 150 new cameras. As a resident, ratepayer and regular in the city, I hope to see both programs grow each year to enhance the safety of our city. Secondly, I'm equally pleased to see that keeping the city clean and graffiti-free is also a priority. Alongside the safety spend, this seems to work towards a city we can all be safe in and proud of. Thirdly, I support the critical capital works program with the proviso that Council officers endeavour to get the best deal and value for money for ratepayers when undertaking these projects. $175 million is a massive line-item so I hope that such a large allocation is absolutely necessary and that the money is spent with stringent guardrails/ongoing scrutiny etc. Finally, as the 'events capital', it's great to see the reasonable allocation (~$41m) towards activating the city through events and laneway activations. CONCERNS More a question...is borrowing $160m necessary / fiscally responsible given the Council posts a debt of $60 million? It'd be great to hear someone from the finance team and/or Cr Guest explain why the Council needs to borrow so much when the expenses (~$630m) are about $44m less than the income (~$674m). As ratepayers contribute almost two thirds of the Council's income, it'd be good to hear a clear explanation as to why the Council needs to borrow so much money and still be $60 million in debt. The $1.2 million surplus looks measly compared to the borrowing and debt. I trust that it is financially necessary to borrow that much but I'd like to hear the reasons why.

Annual Plan and Budget 2026-27 Community consultation: Full verbatim submissions

Feedback ID	Themes	What are your thoughts on the draft Budget 2026-27?
108363	CCTV camera program City cleaning Community safety officers Little India precinct opposition Local markets and small business Public toilets and amenities Street lighting Waste and recycling	Have more LED lighting placed across CBD all lanes and walkways. Especially with nowadays crime rates is high, we also need CCTV clear vision on lanes ways , backstreets, intersections, sidewalks. To prevent crime and if anything happens there's something to protect the community. Implement more police officers to walk around. Cleaning public toilets, the area is so important, it always smells so bad in Melbourne Central Station, Flinders Station, Southern Cross Station. The bins is always full and packed, we need a way to resolve it , wild animals will eat it and wind will blow everywhere. Having to create Dockland as little India is [redacted], Dandenong is already an India area , [Redacted]. This shouldn't be happening honestly. Look at other cultures, do we get that much of privilege No ! You should put Australia first . Create a wellbeing place / wellness. Having market there . Not just Indians this is ridiculous, multicultural and [Redacted]. [Redacted]. In future when tourists come , they will not think is beautiful they will think is horrible nasty. Reckon putting a big supermarket market will make it alive, Bunnings? 7 eleven?. [Redacted]. Till that time , [redacted] Think smarter and safer for the community. Have a vote and ask ppl / workers / students/families to vote upon this matter. ask them what they would like to see instead? How would this make them feel? You have to include all the community and think about the impact they will bring to them .
108364	Little India precinct opposition	I am concerned about the proposal to turn Docklands into a "Little India" precinct. As a central Melbourne location, Docklands should reflect the city's diversity as a whole. A single-theme approach risks limiting its appeal and long-term success. This is seriously does not align with Melbourne's value. This is directly creating conflict among all other races, ethnicity, cultures and nationality. I've been Docklands residents for the past 26 years and we have always been respectful to everyone and appreciate the diversity. This Little India project in Docklands is shocking and disrespectful to Docklands residents and community! Please reconsider this direction.

Annual Plan and Budget 2026-27 Community consultation: Full verbatim submissions

Feedback ID	Themes	What are your thoughts on the draft Budget 2026-27?
108365	Little India precinct opposition	I am writing to raise concerns about the proposal to develop Docklands as a “Little India” precinct. Docklands has long struggled with consistent activation and economic vitality. Any strategy for its future should prioritise sustainable foot traffic, diverse business opportunities, and broad appeal to both locals and visitors. A precinct centred around a single cultural identity may limit its market reach and reduce its ability to attract a wide demographic. For Docklands to succeed, it should offer a mix of experiences that appeal to a broad cross-section of Melbourne’s population and tourists alike. I encourage Council to prioritise economic viability and long-term activation strategies that are inclusive and adaptable, rather than narrowly themed. [Redacted] ENOUGH OF BUILDING INDIAN COMMUNITY IN EVERY SUBURB!!! LEAVE DOCKLANDS ALONE!!!!!! [Redacted]

Annual Plan and Budget 2026-27 Community consultation: Full verbatim submissions

Feedback ID	Themes	What are your thoughts on the draft Budget 2026-27?
108366	Arts grants City cleaning Climate and sustainability Footpath maintenance Greening and open space Innovation partnerships Little India precinct opposition	The draft budget 2026-2027 is a major disappointment for Docklands, where I have been living for over a decade. Firstly, the budget fails to take into account the need to make the Victoria Harbour Promenade a safe, clean and appealing place for residents and visitors; notably, the promenade has been blocked out since December 2025, with no clear plans in sight for repairs of the wooden poles and the walkway along the promenade (it is starting to look like a crime scene). Secondly, the recent construction along the Bourke and Collins streets has created traffic congestion, which has not been managed at all by the council. While the new buildings and apartments are being built at scale, the public spaces around Victoria Harbour continue to deteriorate (including the green spaces and planters which are not maintained regularly). Thirdly, as a resident of Docklands, I was never given the opportunity to provide feedback on the “Little India Precinct”, which in my view does not reflect an appropriate nor contemporary approach to revitalising Docklands. This is a highly diverse, multicultural precinct already, which will not benefit from “Little India Precinct” because it will alienate long-term residents (who are paying the rates you use for the annual budgets), reduce the value of what is prime realestate, as well as make the demographic structure in Docklands more homogeneous, and thus less appealing to visitors and long-term residents. This is not about the argument against a particular race, or cultural affinity; it is about recognising that economic progress and innovation requires diversity. Docklands is a unique place where a sustainable future of Melbourne could be showcased: through art galleries by emerging artists and regular art events, for example. Or a futuristic education / start-up precinct focused on sustainability in Australia (foodtech; blue economy; health tech). Docklands belongs to all of its people who live there today, and many others, who I hope will move there in the future. What has become apparent is that the City of Melbourne should be spending $1.2m of rate payers’ money on developing a future-forward vision for Docklands. Or use some of that money to travel to other countries in Europe that have successfully turned waterfront precincts into modern and thriving neighbourhoods. This is not the time to create more cultural division in our society; it is time to utilise our existing physical assets that are unique (such as Dockands) in more creative and contemporary ways, and by bringing more visionaries into the discussion about options for creating a more liveable, sustainable and vibrant city. In summary, I object to this budget’s allocation of $1.2m towards the “Little India” project in Docklands.

Annual Plan and Budget 2026-27 Community consultation: Full verbatim submissions

Feedback ID	Themes	What are your thoughts on the draft Budget 2026-27?
108368	Little India precinct opposition	I am writing to express concern about the proposal to establish Docklands as a “Little India” precinct. Docklands is a prominent central location that should reflect Melbourne’s diversity in a balanced and inclusive way. Focusing on a single cultural theme may limit the precinct’s broader appeal and does not align with the expectations of a shared public space. I encourage Council to consider alternative approaches that celebrate multiple cultures and support long-term activation of the area. Focusing only one specific culture is very bias! There are other cultures can be as vibrant as they can be! And please be aware there are many areas in Victoria already focusing on this culture and many places are filled with this race. Leave Docklands alone! Let it shines as it is as multiculturism suburb and it aligns with the city vibe, noone wants to visit city of Melbourne full of only one race.
108369	Little India precinct opposition Tourism and visitor economy	As a Docklands resident, I strongly oppose the proposal to transform this area into a single-themed cultural precinct (e.g. 'Little India'). Docklands was designed as a mixed-use, modern residential neighbourhood, not a tourism-driven enclave. Introducing a themed street risks changing its function in ways that prioritise visitors over residents. Increased congestion, late-night activity, noise, and crowding would significantly affect daily life for people who live here. The city already has established cultural precincts in appropriate locations. Docklands should remain inclusive, balanced, and focused on livability rather than being reshaped to suit a commercial or symbolic agenda.
108370	Greening and open space Little India precinct opposition	I strongly oppose the proposal to transform Docklands into 'Little India'. Docklands should not be subjected to large-scale cultural theming without clear evidence of benefit to existing residents. This proposal appears to prioritise branding over community needs. Residents chose Docklands for its open spaces, quieter streets, and residential character, which distinguish it from the inner city. A themed precinct would likely increase foot traffic and pressure on public infrastructure that is already under strain. Major changes of this nature require genuine consultation and a clear plan to protect resident amenity. Without that, this proposal risks undermining what makes Docklands a desirable place to live.

Annual Plan and Budget 2026-27 Community consultation: Full verbatim submissions

Feedback ID	Themes	What are your thoughts on the draft Budget 2026-27?
108372	Little India precinct opposition	I am writing to express my strong opposition to the proposal to designate or develop a "Little India" cultural precinct in Docklands. While I fully respect and celebrate Melbourne's multicultural identity and the valuable contributions of the Indian community, I believe this specific proposal is misguided for the Docklands area. Docklands has been carefully planned and developed as a modern, mixed-use waterfront precinct with a distinct identity as a residential, commercial, and tourist hub. Its unique character is defined by contemporary architecture, open public spaces, and a diverse blend of dining and entertainment options that appeal to all Melburnians and visitors alike. Overlaying a single-culture precinct risks fragmenting this cohesive urban vision and may undermine the inclusive, cosmopolitan atmosphere that Docklands has worked hard to cultivate. Furthermore, creating ethnically branded precincts can unintentionally lead to siloed communities rather than fostering genuine integration. Melbourne thrives when its diversity is woven seamlessly into the fabric of all neighborhoods, not confined to designated enclaves. A more appropriate approach would be to encourage Indian businesses, restaurants, and cultural events to flourish organically throughout Docklands and the broader city, enriching our shared public spaces without imposing a singular label on a key waterfront district. I urge the Council to reconsider this proposal and instead focus on policies that support cultural expression across all of Melbourne's neighborhoods equally. Docklands should remain a welcoming and neutral space that reflects the full spectrum of our city's diversity. Thank you for considering my perspective. I trust that any decision will prioritize the long-term cohesion and identity of Docklands as a premier destination for all.
108373 **Will present at FMC**	Little India precinct support	Hi, I think this will be very important not just to the Indian community. But will also enhance the exposure to the wider Melbourne community to understand the Indian culture who is in Melbourne and calls this city there home

Annual Plan and Budget 2026-27 Community consultation: Full verbatim submissions

Feedback ID	Themes	What are your thoughts on the draft Budget 2026-27?
108374	Little India precinct opposition	I am a Docklands resident and property owner opposing the proposed "Little India" initiative in the draft Budget 2026-27. Melbourne's successful cultural precincts such as Chinatown, the Lonsdale Street Greek Precinct and La Trobe Street Koreatown were not created through top down designation. Rather they emerged organically over time through clustering of businesses and services, community presence, and cultural and economic activity driven by demand. Imposing a themed identity may not reflect the actual composition or needs of the local community and risks creating a precinct that lacks authenticity and long-term sustainability. Docklands is still evolving. Locking in a single themed identity at this stage may constrain its ability to develop in an organic, more diverse way.
108375	Community safety officers Drug and substance issues Homelessness services Library services	The additional funding allocated to the Community Safety Officers program should not proceed. This program has clearly been a vanity initiative for the political ambitions of an individual and not developed out of a commitment to best practice, or producing meaningful solutions to the experiences of homelessness or drug and alcohol addiction. I often frequent City of Melbourne libraries and to see staff have been forced to resort to action including closing return chutes and placarding, to draw community awareness to the staff shortages and pay conditions they face in the midst of a cost of living crisis, is devastating. These people make our city a home. They are the familiar faces that give so many in our community a sense of connection and place, which cuts through the bustling indifference of our busy city streets. How can council not adequately pay these essential service workers and not properly staff these in demand facilities, while dumping cash into a heartless and harmful program, which will only see the council embroiled in legal challenges and spiralling expenses. Seeing CSOs is confronting and unsettling and their presence in places like the high streets of Kensington doesn't make the area seem safer, it creates an unease toward a threat that isn't there and makes the streets less inviting.
108376	Community safety officers Homelessness services	Need to see more CSO and zero homelessness better safety partnerships with police.
108377 **Will present at FMC**	Little India precinct support	Good initiative about little India and bringing Indian culture closer to Australia.

Annual Plan and Budget 2026-27 Community consultation: Full verbatim submissions

Feedback ID	Themes	What are your thoughts on the draft Budget 2026-27?
108378	First Nations funding investment Little India precinct opposition	I do not want a little India. It's fine to have Indian restaurants and Indian people, but as an indigenous Australian [redacted] Please do not go ahead with this proposal
108379	Greening and open space Little India precinct opposition	I am concerned about the long-term direction of Docklands under the proposed "Little India" concept. Docklands has the potential to grow into a vibrant, flexible and evolving precinct. A narrowly themed approach may restrict future opportunities and reduce its ability to adapt to changing community needs. Not gonna lie this particular race and nationality is not bringing any value. A more inclusive and diverse vision would better support Docklands' development as a key destination within Melbourne.
108380 **Will present at FMC**	Little India precinct support	I support Little India Great initiative
108382	Little India precinct opposition Local markets and small business	As a business owner, I am concerned about the proposed "Little India" concept for Docklands. The area requires strong and sustainable economic activation. A precinct centred around a single theme may limit its ability to attract a wide customer base and diverse businesses, which are essential for long-term success. I encourage Council to focus on strategies that broaden appeal, increase foot traffic, and support a mix of businesses., rather than focus on only one specific theme.
108383 **Will present at FMC**	Little India precinct opposition Schooling and childcare	The budget allocated for Little India is a disgrace. Docklands Primary School is already showing signs of stress from insufficient capacity and lack of support to meet the growth in number of families moving into and living in Docklands. If we really care about the community, we need solutions around this matter now. There are primary school students finishing their last years in primary school at a shopping centre. Please absorb this information. Is this the reputation that we want for this suburb? Our priorities are a mess. Melbourne is already a Little India without additional funding. Docklands will always be remembered as a suburb which values a cultural precinct at the expense of the education of the young generation.

Annual Plan and Budget 2026-27 Community consultation: Full verbatim submissions

Feedback ID	Themes	What are your thoughts on the draft Budget 2026-27?
108384	Greening and open space Little India precinct opposition	Don't want little India,it is causing divide. We already have so many Indian shops and feel like one population is being highlighted over the rest ..it should not be about one culture/indentity as it's not being diverse. Should instead be a space of different countries not just one to show diversity What about the European countries ?ex little Italy We have china town already we don't need more Asian places We need more things that will unite Melbourne not work against it. (In city of Casey they are wanting to build a Indian temple on land that is also habitat for animals)it has been rejected /withdrawn for time being) We have grazeland that has different types of food. It will spread more hate towards Indians .
108385	Bicycle lanes Footpath maintenance Pedestrianise city streets	Hi, Changes to Flinders Lane to prioritise pedestrians over cars is fully supported. I encourage COM to explore futher opportunities to expand this to include other lanes and lower order streets in the CBD and elsewhere. The elevation of the street to footpat level is also supported. The same should be applied to Swanston Street. And build more bike lane. Melbourne is growing, is flat, pefect for bikes. Cheers
108386	Bicycle lanes City cleaning Greening and open space	1. Redesign traffic light sequencing when adding bike lanes. I support creating safe places for cyclists including separated bike lanes, however expenditure should also include redesigning traffic light sequencing. For example when the left turn lane was removed from Queensbridge Steet into Power St, it caused significant traffic delays on Queens Bridge, William Street and Queen St, simple because everyone now has to queue behind the cars turning left waiting for pedestrians. If the lights had a long left green arrow and straight ahead at the same the issue would be fixed. Please consider these issues when you remove a turning lane to create a bike lane. 2. Announcement Council. Every year there are many announcements made in the budget and not a lot of delivery and projects just seem to vanish. Please deliver what you promise. eg Southbank promenade upgrades, increased bin emptying, red stairs upgrade, Kings Way undercroft, Southbank Blvd stage 6 etc. 3. Replacing dead plants. I agree with you ambition to plant for trees, however, some of these need to be to replace previous plantings that have failed and are now just weed beds eg sections of Southbank blvd

Annual Plan and Budget 2026-27 Community consultation: Full verbatim submissions

Feedback ID	Themes	What are your thoughts on the draft Budget 2026-27?
108388	City cleaning Little India precinct opposition	I am concerned that turning Docklands into a themed destination such as 'little India' will irreversibly change the character of the neighbourhood. Docklands is not an empty canvas; it is home to thousands of residents. A concentrated entertainment or cultural strip would bring increased noise, waste, crowd management issues, and enforcement demands. These impacts are often underestimated. The city should focus on improving safety, cleanliness, and basic services across Melbourne rather than creating new high-impact precincts in residential areas. Docklands should be enhanced thoughtfully, not commodified.
108389	Little India precinct opposition	We do not need a little India. It is racist to put one group above all else. You wouldn't do a little Sweden or little Fiji so why is India any different?
108390	Library services Homelessness services	East Melbourne resident and library professional urges City of Melbourne to protect library staffing, fund casual backfill and off-desk time, and pilot an embedded library social worker modelled on Port Phillip. While welcoming Southbank Library investment, the submission argues staffing capacity and staff wellbeing underpin service quality, OHS obligations, and Melbourne's City of Literature status. **Attached document**
108392 **Will present at FMC**	Greenline project Tourism and visitor economy	Matching funding is needed for Melaru at Federation Square compared to the Green Line to encourage new experiences and relevance and visitor numbers for the City Of Melbourne. (attached proposal image and text). **Attached document**
108393	Little India precinct opposition	I fully support multiculturalism in Melbourne, but I don't think areas like Docklands should be shaped to represent just one culture or nationality. Docklands is a central and symbolic part of the city — it should reflect diversity as a whole, not be defined by a single cultural identity. Multiculturalism should be about inclusion and balance, not concentration or dominance of one group.

Annual Plan and Budget 2026-27 Community consultation: Full verbatim submissions

Feedback ID	Themes	What are your thoughts on the draft Budget 2026-27?
108394	Little India precinct opposition	We are writing to express concern regarding the proposed “Little India” initiative for Docklands. As a central urban precinct, Docklands should reflect a balanced and inclusive vision aligned with Melbourne’s multicultural identity. A single-theme approach may limit its broader appeal and long-term strategic value. Council needs to consider a more diversified and future-focused direction for the area. This specific theme is bias, this community already has many areas focused on them, this is not fair to have Docklands residents and communities. We're very diverse and should keep its history.
108396	Innovation partnerships Little India precinct support Local markets and small business Tourism and visitor economy	I would like Melbourne to incentivise and promote Indian businesses so that they can expand the range of Indian clothing and cultural products which makes them more accessible for all. Diversity drives economic prosperity. Melbourne has a strong opportunity to capture the growing Indian consumer market, which consists of highly educated and financially stable individuals. Many in this community currently travel overseas to access everyday cultural products that are difficult to find in Australia. These include Ayurvedic natural medicines, a wide variety of traditional clothing such as lehengas, saris, kurtis and sherwanis, accessories including jhumkas, bangles, bindis and anklets, as well as handicrafts like Indian rugs, carpets, bedding and blankets. There is also demand for Indian board games such as carrom boards, along with traditional kitchenware and other daily use items. At present, the market for these goods is dominated by a small number of boutiques that offer limited variety at high price points. Product quality and authenticity are often inconsistent, and pricing is not accessible for everyday purchases. As a result, many Indian Australians delay purchases until they travel abroad, even for basic items such as clothing. Melbourne has the opportunity to scale access to these products by supporting more competitive, diverse and high-quality supply chains. This would reduce reliance on overseas spending and retain more consumer expenditure within Australia, while also strengthening multicultural economic participation.
108398	Little India precinct opposition Senior citizen and pensioner support	I am a retiree and I am concerned about the proposal to make Docklands a “Little India” precinct. Docklands is a central public space that should reflect Melbourne’s diversity as a whole, not just one culture. I believe it is important that it remains inclusive and accessible for all. Please reconsider this proposal.

Annual Plan and Budget 2026-27 Community consultation: Full verbatim submissions

Feedback ID	Themes	What are your thoughts on the draft Budget 2026-27?
108399	Little India precinct opposition	As a retiree and long time member of the community, I value Docklands as a place where people from all backgrounds can come together. This is the reason I chose Docklands as my retirement spot. I am concerned that turning Docklands into Little India. This is significantly reduce its inclusiveness and appeal to the wider community. It is important that public spaces remain welcoming and representative of everyone. Please keep the unique vibrant in Docklands. We welcome everyone but oppose to have to turn Docklands to a single specific theme to accommodate certain race, culture and ethnicity and nationality. I respectfully ask Council to reconsider this proposal.
108400	Greening and open space Little India precinct opposition	I am concerned about the proposal to turn Docklands into Little Docklands. Docklands has great potential to become a family-friendly destination with more activities and spaces for children. This would benefit the wider community and support long-term activation of the area. I encourage Council to consider a more inclusive, family-focused approach rather than focus on a community where they already have many areas dedicated to them. Docklands is very vibrant and multicultural, we need to keep its value.
108401	Little India precinct opposition	I oppose the proposal of building Docklands to Little India. Docklands does not need a single cultural identity imposed from the top down. One of Melbourne's strengths is its organic, diverse neighbourhoods that evolve naturally over time. Artificially designating Docklands as a themed street risks reducing diversity rather than enhancing it. It also sets a precedent for reshaping residential areas without adequate community support. Council should respect Docklands as a shared, neutral space that belongs to all residents, not a marketing concept.

Annual Plan and Budget 2026-27 Community consultation: Full verbatim submissions

Feedback ID	Themes	What are your thoughts on the draft Budget 2026-27?
108402	Little India precinct opposition	I am a Docklands resident and wish to formally object to the proposal to establish a themed cultural precinct in Docklands. This proposal represents a significant shift away from Docklands' original planning purpose as a residential-led, mixed-use waterfront neighbourhood. It places symbolic and commercial objectives ahead of the needs of the people who live here. Docklands is not an underutilised blank space; it is a functioning community with thousands of residents whose daily lives would be directly affected by this decision. Designating Docklands as a destination precinct would inevitably increase visitor traffic, noise, congestion, and enforcement demands. Similar initiatives elsewhere in the city have demonstrated that such impacts are long-lasting and difficult to reverse. Introducing these pressures into a high-density residential area risks undermining both perceived and actual safety, especially during evenings and weekends. Council has yet to clearly demonstrate how existing challenges in Docklands—such as inconsistent activation, public safety concerns, and strained local services—would be resolved under this proposal. Without a detailed, enforceable management plan that prioritises resident amenity, this initiative appears speculative and high risk. Residents should not bear the costs of an experiment in urban branding. Furthermore, imposing a single themed identity contradicts Melbourne's stated commitment to diversity and inclusion. Docklands' strength lies in its neutrality and flexibility, allowing different communities and uses to coexist. A top-down cultural designation threatens that balance and reduces community choice over the future character of the neighbourhood. I urge Council to abandon this proposal in its current form. Any future planning for Docklands must begin with genuine resident consultation and focus on safety, liveability, and incremental improvement—not large-scale redefinition of the area's role within the city. This proposal, if pursued, would fundamentally alter Docklands without clear resident support or demonstrated necessity. For these reasons, I strongly oppose it.

Annual Plan and Budget 2026-27 Community consultation: Full verbatim submissions

Feedback ID	Themes	What are your thoughts on the draft Budget 2026-27?
108403	Climate and sustainability Flood mitigation Greening and open space Greenline project Pedestrianise city streets	bsolutely love the pedestrianisation ideas for the Little streets. Strongly support spending on this and would be grateful if Council can ensure they capture data on the traffic and pedestrian counts during the trial, and do the trials long enough that there's time for people's behaviour to adjust. Strong support for greening too, though I'd love to have seen more than 3k trees funded. We're not making fast enough progress on canopy. Less useful is the 4.4m for the Greenline. Shiny as it is, the greenline doesn't address heat islands, it doesn't address flood risks, and it doesn't improve amenity in the places people actually live and work. Putting hundreds of millions of dollars behind massive infrastructural severances - both the rail line and Flinders St, plus all the accompanying highway overpasses closer to Docklands, is a mistake. Reallocate the money to urban forestry and put the greening where it's needed.
108405	Climate and sustainability Greening and open space Pedestrianise city streets Public transport	Having streets cars and trucks free and getting more green spaces to cut pollution in the city.

Annual Plan and Budget 2026-27 Community consultation: Full verbatim submissions

Feedback ID	Themes	What are your thoughts on the draft Budget 2026-27?
108406	Bicycle lanes Climate and sustainability Footpath maintenance Greening and open space Pedestrianise city streets Public transport	Hi, I'm a student living and studying in Melbourne, and I just wanted to say I strongly support the parts of the draft budget that prioritise pedestrian spaces and better cycling infrastructure. As a student, I rely a lot on walking, public transport, and occasionally cycling to get around. Having safer, more accessible streets makes a big difference to my day to day life especially around busy areas where cars currently dominate. I think continuing to invest in pedestrian-friendly streets (like wider footpaths and more car-free areas) will make the city feel safer, more enjoyable, and more "Melbourne." It also makes it easier for students and younger people, who often don't drive, to get around. I also strongly support expanding protected bike lanes. At the moment, a lot of people (myself included) feel hesitant to cycle because it doesn't always feel safe. Proper, separated bike lanes would make a huge difference and encourage more people to choose cycling over driving. Overall, I think moving away from car-focused infrastructure is the right direction for Melbourne it's better for safety, sustainability, and accessibility. Thanks for the opportunity to give feedback
108409	Bicycle lanes Climate and sustainability Greening and open space Pedestrianise city streets	I love all initiatives that make the city greener, less car-centric, more walkable/cyclable and offer more opportunity for community gathering. More of all of these please!

108411	CCTV camera program City cleaning Events and festivals Greening and open space Innovation partnerships Local markets and small business Public transport Street lighting Tourism and visitor economy	A few ideas nothing revolutionary, just practical, low-lift initiatives. 1. Shift from annual events to monthly micro-festivals to smooth visitor demand instead of spikes 2. Trial dynamic street lighting that brightens based on pedestrian activity rather than fixed schedules 3. Create a shared logistics hub for CBD businesses to reduce delivery congestion and street clutter 4. Use QR-based public feedback points on streets (scan → instant feedback) instead of relying only on formal consultations 5. Partner with universities to run live urban experiments (students testing concepts cheaply instead of consultants) 6. Create a “one permit covers all” fast approval pathway for small events to cut bureaucracy friction 7. Introduce a “vacant shop fast-track” permit allowing temporary tenants to activate empty retail within 7 days 8. Bundle multiple small works (lighting, signage, cleaning) into one procurement package to cut approval cycles 9. Use existing CCTV data to map safety hotspots instead of commissioning new studies 10. Allow temporary branding rights for sponsors to co-fund precinct upgrades (clear guidelines, time-bound) 11. Roll out night markets in 2–3 fixed locations (Docklands, CBD, Southbank) using existing vendors 12. Create a monthly “Open Melbourne” day (free/discounted access to galleries, rooftops, hidden venues) 13. Introduce free CBD tram zones on weekends/events only to boost movement without major cost increase 14. Introduce a sports + culture crossover calendar (events tied to AFL, tennis, F1 crowds already in city) 15. Partner with airlines + hotels for a “Weekend in Melbourne” bundle deal (co-funded marketing) To draw international people here you go. - Launch a “48-Hour Melbourne Pass” (bundled transport + attractions + dining deals for short-stay tourists) - Partner with airlines for stopover programs (2–3 day Melbourne add-on at discounted rates) - Introduce multilingual digital city guides via QR codes across hotspots (no need for physical infrastructure) - Curate “Melbourne Starter Itineraries” by nationality (e.g., Middle East, China, India preferences) - Partner with influencers/travel creators for “live in Melbourne for 72 hours” content series Practical/low-friction ideas - Create a “Melbourne in 1 Day / 2 Days / 3 Days” official itinerary pushed via QR codes at airport & hotels - Install photo hotspot markers (“Best Photo Spot”) across iconic locations to drive organic social sharing - Introduce a “show your boarding pass” discount program for tourists within first 72 hours - Offer free luggage storage partnerships in CBD to encourage longer dwell time

Annual Plan and Budget 2026-27 Community consultation: Full verbatim submissions

Feedback ID	Themes	What are your thoughts on the draft Budget 2026-27?
		- Launch a rainy-day experience map (indoor attractions, arcades, galleries) - Partner with cafés for a “Melbourne coffee passport” (stamp-based experience) - Create early morning / late-night itineraries aligned to international flight timings - Introduce seasonal street theming (lights, flags, simple visuals) for instant atmosphere

Annual Plan and Budget 2026-27 Community consultation: Full verbatim submissions

Feedback ID	Themes	What are your thoughts on the draft Budget 2026-27?
108426	Greening and open space Little India precinct opposition Schooling and childcare Youth services	We are parents with school aged kids. Docklands already has a primary school, but it lacks a local high school and sufficient activities for children and teenagers. These are important priorities for families living in the area. I encourage Council to focus on improving community infrastructure rather than turning Docklands into Little India. This $1.2million should be spending on Docklands residents and community and not try to accommodate to a specific culture. Please keep Docklands its uniqueness and the multicultural community, please do not turn it into another area that only focusing on one specific culture. This is very unfair to all Docklands residents. Please invest $1.2 million for our Docklands kids, a good school, better infrastructure, more parks for the kids and families.
108427	Little India precinct opposition Schooling and childcare	We are parents of young children attending primary school and daycare. Docklands is growing but there is a clear lack of childcare availability and suitable activities for young kids. This makes daily life more challenging for families and limits the area's appeal as a place to live. Our children love Docklands so do we and we believe the priority should be addressing these gaps and improving facilities for children, rather than introducing a single-themed precinct. Little India in Docklands is not feasible and with the money it should be heavily invested on our younger generation. We encourage Council to reconsider this direction - a better future for Docklands for our young generations. They need us to make the right decision for their future.
108430	Waste compactors	The waste compactor installed in our lane has improved the amenity. More funding for more of these please.
108434	CCTV camera program Community safety officers LGBTQIA+ services	Too much allocated to expanding CSOs and the camera network. Safe communities are ones with community, education, employment and infrastructure - not over policing and a surveillance state. I would love council to have the courage to resist the tough on crime narrative. There'd also very little for LGBTIQA+ people which is disappointing.

Annual Plan and Budget 2026-27 Community consultation: Full verbatim submissions

Feedback ID	Themes	What are your thoughts on the draft Budget 2026-27?
108437	Little India precinct opposition Schooling and childcare Youth services	I'm opposing the idea of “Little India” in Docklands. This concept does not address the real needs of Docklands residents. While there is a primary school, there is no local high school and limited activities for children and young people. As the population grows, these gaps will become more significant. I believe Council should prioritise education access and youth friendly facilities to support a balanced and sustainable community. I respectfully ask that this be considered before progressing the unnecessary concept of turning Docklands into another area to accommodate a specific single culture. There are enough areas in Victoria focusing on them. We have many other cultures and backgrounds to worth focusing on, please be fair. Docklands is very unique and special, we need to keep its value.

Annual Plan and Budget 2026-27 Community consultation: Full verbatim submissions

Feedback ID	Themes	What are your thoughts on the draft Budget 2026-27?
108446	City cleaning Little India precinct opposition	I am a resident of Docklands and wish to formally object to the proposal to introduce a new destination or themed precinct in this area, like 'Little India'. In recent years, large parts of Melbourne's inner city have experienced a noticeable decline in amenity, particularly during evenings and weekends. Increased noise, public disorder, littering, and perceptions of reduced safety have become commonplace in many central streets. These conditions significantly impact residents' ability to rest, move safely, and enjoy their neighbourhoods, especially after dark. For many city residents, this deterioration has not been incidental but a direct consequence of concentrating nightlife, events, and unstructured activity into dense urban areas. One contributing factor is the imbalance between the inner city and surrounding suburbs. Because many suburban areas lack evening activities and accessible public spaces, large numbers of young people travel into the city at night to socialise. While social activity itself is not a problem, the concentration of unsupervised gatherings has created pressure on public spaces, transport nodes, and policing capacity. The result is streets that feel crowded, chaotic, and poorly managed, with ongoing impacts on nearby residents. Docklands should not be subjected to the same conditions. It is a predominantly residential area, home to families, workers, and long-term residents who value a quieter, more predictable environment. Introducing a new destination precinct here risks importing the same problems seen elsewhere: increased night-time noise, street congestion, rubbish accumulation, and greater demands on enforcement and emergency services. Once established, these impacts are extremely difficult to reverse. Many residents chose Docklands specifically to avoid the disorder increasingly associated with parts of the inner city. Recreating similar conditions would undermine trust in the planning process and significantly reduce quality of life. The city should be working to improve safety, cleanliness, and balance in the CBD—not extending these pressures into residential neighbourhoods. I strongly urge Council to abandon this proposal and instead prioritise policies that protect residential amenity in Docklands. Any future development should focus on safety, maintenance, and community-level improvements rather than transforming the area into another high-activity zone that residents did not ask for. Thank you for considering this objection.

Annual Plan and Budget 2026-27 Community consultation: Full verbatim submissions

Feedback ID	Themes	What are your thoughts on the draft Budget 2026-27?
108447	Little India precinct opposition Schooling and childcare	I am a Docklands resident in my mid-50s and a parent of a young child who attends primary school in this area. I am writing to formally object to the proposal to introduce a new themed or destination precinct in Docklands, based on concerns about safety, stability, and the wellbeing of children and families who live here. For families, Docklands is not a place we visit occasionally—it is where our children walk to school, where we use public spaces daily, and where we expect a reasonable level of predictability and security. My child moves through Docklands on foot every weekday. Any significant increase in night-time activity, visitor traffic, or crowd congregation directly affects how safe that journey feels, both to children and to parents. Elsewhere in Melbourne's inner city, it has become increasingly difficult for families to feel comfortable after dark. High-activity streets often experience noise, disorder, litter, and behaviour that may not be dangerous in a legal sense but is nevertheless intimidating for children. These environments can quickly erode a child's sense of safety and belonging, even if incidents are episodic rather than constant. Introducing a themed destination precinct in Docklands risks importing these conditions into a residential neighbourhood that currently functions as a calmer alternative to the CBD. Increased foot traffic at night, extended opening hours, and informal gathering around transport nodes are not compatible with a community that includes primary school children. Once established, these patterns are extremely difficult to control or reverse. Families choose Docklands precisely because it offers a balance—close to the city, yet more restrained in activity and scale. Reframing the area as a destination undermines that balance and sends a message that residential needs are secondary. For parents, this creates uncertainty: whether public spaces will remain appropriate for children, whether evening supervision will be sufficient, and whether the neighbourhood will still feel safe and familiar. Urban planning should protect children's everyday environments, not test their resilience to adult-oriented activity. I urge Council to withdraw this proposal and instead focus on maintaining Docklands as a stable, family-friendly residential area. Any future development should clearly and demonstrably prioritise child safety, community consistency, and long-term liveability. Thank you for considering my submission.

Annual Plan and Budget 2026-27 Community consultation: Full verbatim submissions

Feedback ID	Themes	What are your thoughts on the draft Budget 2026-27?
108448	Bicycle lanes Greening and open space Little India precinct opposition Street lighting	I am a resident of Docklands and am writing to formally reject the proposal to introduce Little India in this area. As a young person who works and lives in Docklands, I value the area for its balance: close to the city, yet more controlled, quieter, and safer than many parts of the CBD. Docklands allows residents to move through public spaces without constant exposure to crowds, noise, or disorder. This is an increasingly rare quality in inner Melbourne and one that should be protected rather than diluted. In contrast, much of the inner city has become difficult to live in during the evenings. High concentrations of night-time activity have led to streets that feel chaotic, noisy, and unsafe, particularly after dark. Even when incidents do not escalate into serious crime, the daily reality of shouting, vandalism, littering, and aggressive behaviour significantly reduces quality of life. These conditions affect residents' sleep, their willingness to walk alone at night, and their overall sense of security. Transforming Docklands into a destination precinct risks recreating these exact problems. Increased visitor traffic, late-night activity, and informal gathering around transport and hospitality areas would place ongoing pressure on public safety infrastructure. As someone who regularly walks and cycles through Docklands at night, I am concerned that the area would no longer feel predictable or safe. This proposal also feels disconnected from the needs of people who actually live here. Docklands is not an entertainment zone; it is a residential neighbourhood. Young residents like myself chose Docklands precisely because it does not operate on the same model as the CBD. Re-branding the area as a themed attraction prioritises short-term activation over long-term liveability. Urban development should be guided by how spaces function day to day, not by symbolic or marketing considerations. Docklands would be better served by improvements to lighting, safety, local services, pier water quality and environment improvement and modest, mixed-use activation that supports residents rather than displacing them. For these reasons, I reject this proposal and urge Council to maintain Docklands as a residential-focused neighbourhood with a strong emphasis on safety, stability, and quality of life.

Annual Plan and Budget 2026-27 Community consultation: Full verbatim submissions

Feedback ID	Themes	What are your thoughts on the draft Budget 2026-27?
108449	City cleaning Greening and open space Little India precinct opposition	I strongly oppose the proposal to establish little India in Docklands. Docklands is valued for its open waterfront, clean environment, and visual appeal. Residents chose to live here because it offers a higher standard of amenity compared to other parts of the inner city. Introducing a high concentration of hospitality venues associated with a single theme would significantly degrade that experience. In apartment living, strong food smells already travel easily through shared ventilation and public spaces. Concentrating similar types of restaurants and cooking activity in one precinct would intensify odors, particularly during peak hours, and negatively affect nearby residences. This is not a minor inconvenience—it directly affects comfort, health, and the enjoyment of one's own home. Docklands is a scenic area that relies on its image as a clean, modern waterfront destination. If strong and persistent smells dominate public spaces, visitors who come for the views, walking paths, and quiet atmosphere will simply stop coming. This would damage Docklands' broader appeal rather than enhance it. Council should not overlook the cumulative impact of noise, waste, smells, and crowding that typically accompany themed destination streets. These impacts fall disproportionately on residents, while offering unclear long-term benefits to the neighbourhood. Docklands should remain a balanced, residential-focused area. I urge Council to reject this proposal and avoid turning a high-quality living environment into a niche destination that undermines amenity, reputation, and liveability.
108450	Footpath maintenance Little India precinct opposition	FIX THE [Redacted] ROADS & NO ONE WANTS LITTLE INDIA.

Annual Plan and Budget 2026-27 Community consultation: Full verbatim submissions

Feedback ID	Themes	What are your thoughts on the draft Budget 2026-27?
108454	Bicycle lanes Footpath maintenance Greening and open space Pedestrianise city streets Public toilets and amenities	I really appreciate the idea of making the Flinders lane a pedestrian only zone, many cities throughout the world have done this and seen amazing results. It would be great to see this extended to other busy areas like lonsdale street to make it safer for pedestrians and easier for teams. Also adding more bike lanes in the cbd/more strict rules for food delivery drivers because they constantly drive on the footpath and road, putting themselves and others at risk. I would also like to see more enclosed seating areas, as during winter/rainy weather there aren't many places to sit undercover/somewhere warm (especially on the flinders street side). I find this especially valuable as a uni student, as I like to visit places throughout the city and study in areas other than on campus. Also, making a permanent spot for the mural of women who were killed by domestic violence that was on hosier lane, I think it's important as a city to acknowledge this.

Annual Plan and Budget 2026-27 Community consultation: Full verbatim submissions

Feedback ID	Themes	What are your thoughts on the draft Budget 2026-27?
108456	City cleaning Community safety officers Drug and substance issues Greening and open space Homelessness services Library services Protests in the city Street lighting	I appreciate the opportunity to provide feedback on the draft Budget. While I support investment in safer streets, well-lit laneways, libraries, parks, services and programs, I believe the City must place a far stronger emphasis on restoring safety, order and confidence in Melbourne's CBD. Over recent years, there has been a clear decline in both the actual and perceived safety of the city. For many residents, workers, visitors and families, the CBD no longer feels as safe, clean and welcoming as it once did. A major contributor is the visible increase in people experiencing, substance dependency homelessness, and severe social distress in public spaces. This is a complex social issue that requires compassion, but it is also having a direct impact on community safety, public amenity and confidence in the city centre. Families should be able to visit the CBD, enjoy its parks, laneways, restaurants, retail precincts and cultural attractions without feeling unsafe or intimidated. I have personally spoken to a number of the homeless individuals, surprised to find out that they are not even from Melbourne. I am also concerned about the frequency and disruption of protests in the city. While peaceful protest is an important democratic right, repeated large-scale demonstrations, road closures, disruption to traders, vandalism and general disorder have significantly damaged Melbourne's reputation and liveability. Many businesses have suffered, and many people now actively avoid coming into the CBD because of safety concerns, disruption and unpredictability. The final Budget should include stronger and more visible action to improve safety and public order across the CBD. This should include greater investment in community safety officers, stronger coordination with Victoria Police and health services, more effective responses to public drug use and anti-social behaviour, and practical measures to reduce disruption from repeated protests that impact businesses, workers, residents and visitors. Melbourne was once seen as one of the world's great cities. Restoring safety, reducing crime, confidence and civic pride should now be treated as a core budget priority.
108457	Climate and sustainability West Gate Tunnel impact	I am surprised the mitigation of the west gate tunnel toll road is not recovering more funds for the residents directly impacted by the trucks and traffic. Especially those of us who choose to live in north Melbourne and don't drive but are getting truck fumes in our windows all the time!

Annual Plan and Budget 2026-27 Community consultation: Full verbatim submissions

Feedback ID	Themes	What are your thoughts on the draft Budget 2026-27?
108458	Community safety officers Greening and open space Local markets and small business	Instead of adding more storm troopers (public safety officers) onto the streets at night, why not use a proven alternative that doesn't require militarism? Keeping shop fronts open late into the evening provides passive surveillance. An inoculation to anti-social behaviour is keeping public spaces active and busy with local eyes watching the streets. I would wager that the subsidy required to entice street-facing businesses to open later into the evening would be less than the cost of employing public safety officers.
108459	Greening and open space Southbank ACCA forecourt project	Hi where is the update on Southbank ACCA forecourt greening project ? It is not even mentioned in the Draft Budget for 26/27 https://www.southbanklocalnews.com.au/community-invited-to-have-its-say-on-new-acca-park/ The ACCA forecourt upgrade has been promised for several years and I attended the MCC public consultation on October 23rd in Malthouse where we were told that the designs were finished and agreed and that construction was starting in early 2026 ? Now we are in mid April 2026 and nothing has been done. I am absolutely gobsmacked if this long promised upgrade has been delayed AGAIN ??? Please tell me what is happening with this. Regards, [Redacted]
108462	Climate and sustainability Flood mitigation	Kensington Banks, is an area developed in the 90's through a partnership between City of Melbourne, Urban Pacific and the Victorian State Government and the City of Melbourne. Kensington Banks is likely to be under a "Subject to Inundation Overlay (LSIO) in the near future. The Victorian Ombudsman report (Nov 2025) under "What needs to change" said "Helping people living with flood risk. Major floods are projected to get larger in Victoria, and in coming years many other households will suddenly learn they are at increased risk of flooding. The situations at Rivervue and Kensington Banks are an opportunity to pilot new approaches to supporting people facing an uncertain future" the report also says " Where in the budget are there resources for new approaches for flood mitigation and prevention and resources
108463	CCTV camera program City cleaning Graffiti management	RE safety & cleanliness: I suggest installing security cameras to monitor crimes and graffitis and enforce severe penalties to stop offenders from doing it , instead of spending millions to clean up and letting them get away. This way money is much better spent, and our city is much cleaner and safer. Have to be touch on crimes --that's kind to the rest of us. Learn from Singapore. Learn from China.

Annual Plan and Budget 2026-27 Community consultation: Full verbatim submissions

Feedback ID	Themes	What are your thoughts on the draft Budget 2026-27?
108465	CCTV camera program City cleaning Graffiti management	1. Should install security cameras to target crimes and graffiti. Money is better spent to prevent than to clean up. 2. Learn from Singapore/being tough and China with their monitoring system.
108466	City cleaning Waste compactors	The waste compactor being used now is good. It has made the area much nicer and tidier. Keep doing more of these.

Annual Plan and Budget 2026-27 Community consultation: Full verbatim submissions

108467	Community safety officers Drug and substance issues Homelessness services Tourism and visitor economy	I urge the City of Melbourne to prioritise funding for community safety and to support the most vulnerable people on our streets. I am a resident of Carlton, having purchased my home in 2023 and moved in with my family in 2024. Since arriving, I have become increasingly concerned about safety in the area. Living in Carlton has become, at times, scary and distressing, and I question whether the neighbourhood is approaching a turning point. In our very first week after moving in, our home was broken into while we were upstairs sleeping. On the same night, the same group broke into two neighbouring houses. Police attended in the morning, but we never received any follow-up. Within our first month in Carlton, I called police three separate times: Once when a group of young people moved a traffic post from a traffic roundabout and left in front of our house. When my husband challenge their behaviour, they threatened to kill him. Yes, we were shocked by the violence in their language. Once when a person, seemingly under the influence of drugs, was lying on the footpath. A third time when an agitated, intoxicated young male was yelling aggressively on the street for over an hour on a saturday morning. Sadly, I have stopped calling the police—firstly because they cannot do much and they barely show up, and secondly because those behaviour have become so common that I have grown used to them. However, I know it remains confronting, deeply confusing, and frightening for my young child. I also want to share a recent interaction that reinforced how widely this issue is felt. I spoke with a female international student who had just arrived in Carlton. She told me that within her first few days, she witnessed multiple incidents of aggressive and erratic behaviour in public spaces. She said she felt unsafe walking alone. Her experience highlights the broader reputational risk for Melbourne as a welcoming and liveable city. Because of these experiences, I strongly support increased budget allocation toward: Improving community safety in Carlton and surrounding areas Supporting people experiencing homelessness, substance dependence, and mental health challenges Increasing visible, responsive on-the-ground support (including community safety officers and coordinated services) This is not simply a policing issue. It requires a balanced approach that ensures residents feel safe while also providing compassionate and effective support to people exhibiting challenging public behaviour.

Annual Plan and Budget 2026-27 Community consultation: Full verbatim submissions

Feedback ID	Themes	What are your thoughts on the draft Budget 2026-27?
		Carlton is a vibrant and diverse neighbourhood. However, without targeted investment and coordinated action, there is a real risk that safety concerns will continue to escalate, affecting residents, students, and visitors alike. I urge the City of Melbourne to prioritise funding in this area to ensure Carlton remains a safe, inclusive, and liveable community for all.

Annual Plan and Budget 2026-27 Community consultation: Full verbatim submissions

Feedback ID	Themes	What are your thoughts on the draft Budget 2026-27?
108469	Greening and open space Little India precinct opposition Schooling and childcare	I want to vote against NO to the proposal of Little India in Docklands. As a parent of young children, I am concerned that the current proposal does not address the real needs of Docklands families. While there is a primary school, there is a shortage of daycare places and limited facilities for young children. As the population grows, these issues will become more significant. I believe Council should prioritise essential family infrastructure, including childcare and kid-friendly spaces, to support a sustainable and liveable community. The budget should be use wisely on things that benefits Docklands residents. A single theme precinct kills the uniqueness of Docklands and unfair to the community.
108476	City cleaning	I think clean and green streets should be the priority for COM. Melbourne has become a very dirty city. I notice this more & more as I travel to & from Sydney quite a lot & I always notice Melbourne streets looking dirty compared to Sydney
108479	City cleaning Community safety officers Graffiti management	The city is unsightly. Simply it's just covered in graffiti. When places look neglected and dirty they attract further dirty neglectful behaviour. People lose respect for the place and the decline continues. Our Police are stretched due to lack of numbers. I suggest Council employ enforcement officers to patrol graffiti hot spots on foot. Patrols overnight when graffiti offenders are active. No cars but footpatrols. Allow the officers to approach the spots quietly and undetected. No lights just by stealth. Arrest offenders and call police.

Annual Plan and Budget 2026-27 Community consultation: Full verbatim submissions

108481 **Will present at FMC**	Greening and open space Local markets and small business Street lighting Tourism and visitor economy	Dear Councillors, I would like to commend the City of Melbourne on its continued investment in public lighting, infrastructure, and the revitalisation of the CBD. These initiatives have significantly enhanced safety, accessibility, and the overall visitor experience across the city. As a long-standing hospitality operator within the CBD, I am writing to advocate for a focused initiative in the upcoming budget to further elevate Degraves Street one of Melbourne's most iconic laneways and a key gateway for both local and international visitors. Despite its cultural significance and high foot traffic, Degraves Street remains highly exposed to Melbourne's unpredictable weather. This directly impacts trade, visitor comfort, and the ability to fully activate the laneway year-round. While other laneways such as Hardware Lane and Hosier Lane have received targeted support and enhancements, Degraves Street presents an equally,if not more important opportunity for investment. I propose that Council explore the feasibility of a thoughtfully designed, architecturally sensitive covering or enclosure system for Degraves Street. This could include: A retractable or semi-permanent canopy structure that preserves the laneway's character while providing weather protection Integrated lighting and heating elements to enhance ambience and comfort during colder months Design solutions inspired by European laneways, where similar spaces are successfully activated year-round Collaboration with local businesses to ensure functionality and aesthetic alignment Such an initiative would: Strengthen Melbourne's reputation as a world-class food and coffee destination Support small businesses and improve economic resilience during winter Increase dwell time and visitor satisfaction Create a more consistent and inviting pedestrian experience regardless of weather conditions Degraves Street is not just a laneway, it is a defining part of Melbourne's identity. With the right investment, it has the potential to become a fully weatherproof, globally recognised destination that operates at its best in every season. I would welcome the opportunity to further discuss this proposal and contribute to shaping a design that reflects both the heritage and future of Melbourne's laneway culture. Thank you for your continued work in making Melbourne a vibrant

Annual Plan and Budget 2026-27 Community consultation: Full verbatim submissions

Feedback ID	Themes	What are your thoughts on the draft Budget 2026-27?
		and liveable city. Regards Anthony and Kathy Roussos **Attached document**

Annual Plan and Budget 2026-27 Community consultation: Full verbatim submissions

Feedback ID	Themes	What are your thoughts on the draft Budget 2026-27?
108487	Bicycle lanes Events and festivals Parking fees Public transport	The total funding on new cycle infrastructure is low for a growing city the size of Melbourne, only 2.4 times the money allocated to Christmas decorations. Additional future funding for cycle lanes could be generously funded through the introduction of a modest congestion charge on private vehicles entering the city. CBD parking service is too cheap/accessible compared to public transport, especially for a family or groups of people. For example, it costs $45.60 for 4 people travelling by public transport from a nearby suburb (e.g. Kensington, Footscray, Carlton, Richmond etc) which is more than the cost of driving and parking or an Uber. The result is more cars in the city circling around creating traffic trying to park and degrading the amenity of the city.
108494	Innovation partnerships Library services Local markets and small business	I am writing to express my interest in and support for the idea of introducing a maker space at Southbank Library. As a member of the community with a strong interest in creative and hands-on activities, I believe a dedicated maker space would be a valuable addition to the library. A maker space could provide an inclusive environment where people of all ages and skill levels can explore creativity, develop practical skills, and connect with others. Facilities such as sewing machines, crafting tools, and digital fabrication equipment would greatly benefit individuals interested in areas like DIY projects, design, and small-scale entrepreneurship. In particular, having access to such a space would support local makers and small business starters, encouraging innovation and community engagement. It could also open up opportunities for workshops, collaborative projects, and educational programs. I would love to see Southbank Library become a hub not only for learning but also for creating. Thank you for considering this suggestion.
108496	City cleaning Graffiti management Greening and open space Little India precinct opposition	I have lived in inner-city Melbourne for many years and chose Docklands specifically for its calmer environment. I am concerned that designating this area as a themed precinct will bring the same problems seen elsewhere in the city: overcrowding, late-night disturbances, litter, and reduced sense of safety. These changes may benefit short-term visitation but place an unfair burden on residents. Docklands should remain a shared space for daily living, not an entertainment concept. Council should protect residential amenity instead of reshaping the area around a single commercial identity.

Annual Plan and Budget 2026-27 Community consultation: Full verbatim submissions

Feedback ID	Themes	What are your thoughts on the draft Budget 2026-27?
108497	Greening and open space Little India precinct opposition Tourism and visitor economy	As an apartment owner in Docklands, I object to the proposal to create a themed destination precinct here. Docklands has always been positioned as a clean, open waterfront residential area, not a high-intensity commercial strip. Concentrating similar food and entertainment businesses in one theme risks increased noise, smell, and congestion that directly affect residents. Once these impacts become normalised, they are extremely difficult to reverse. Docklands' appeal lies in its balance and visual quality. Turning it into a niche destination would undermine that and reduce its long-term value for both residents and visitors.
108498	Greening and open space Innovation partnerships Library services	Makerspace for Southbank I live in Southbank and regularly use the Boyd Community Hub / library. What's missing here is a practical space to make things—not just read or study. Southbank is dense, apartment-based living. Most of us don't have room for tools, equipment, or hands-on projects. A local makerspace would fix that by giving people access to basic fabrication tools, creative equipment, and a place to actually build, not just plan. Right now, options are either far away or not truly accessible. For an area with this many residents, that gap is obvious. Placing a makerspace near the library makes sense. People are already there. It builds on existing infrastructure and turns the space into something more useful—learning by doing, not just consuming information. This is a simple, practical addition that would be used immediately. Southbank needs it.
108499 **Will present at FMC**	Finance Capital Works Governance	The submission has limited explicit references to QVM (only explicit reference is on pg 6). The submission raises budget transparency concerns and asks council to provide additional disclosures. The submission raises concerns like: capital allocation without a risk framework, surveillance expansion without disclosure of privacy and civil liberty implications, lack of transparency on asset monetisation or participatory budgeting, tensions between growth and liveability, expanded social programs without funding durability. **Attached document**

Annual Plan and Budget 2026-27 Community consultation: Full verbatim submissions

Feedback ID	Themes	What are your thoughts on the draft Budget 2026-27?
108504	City cleaning Climate and sustainability Greening and open space Little India precinct opposition Local markets and small business	I moved to Docklands for its waterfront setting, open views, and lower-intensity lifestyle. From a long-term planning perspective, its success depends on protecting those qualities. Docklands should build a reputation as a clean, well-managed residential waterfront precinct, not as a themed destination that competes with the CBD. Urban areas built around a single concept often struggle over time. Trends change, but the negative impacts—noise, smells, waste, and crowding—remain. Docklands should instead focus on enduring strengths: environmental quality, water access, and a calm but active public realm. Investment in water quality, public maintenance, and thoughtfully scaled commercial tenancy will attract businesses that value location and design, rather than volume and intensity. This will support steady economic activity without compromising liveability. Council has an opportunity to position Docklands as a model for modern waterfront living. That outcome depends on careful, restrained planning—not branding the precinct around one idea. I respectfully ask Council to reject the themed street/Little India proposal and pursue a more balanced vision.

Annual Plan and Budget 2026-27 Community consultation: Full verbatim submissions

Feedback ID	Themes	What are your thoughts on the draft Budget 2026-27?
108505	Little India precinct opposition	I am writing to express my concern about your $1.2m budget for Little India. 1. Is this the right approach for Docklands? (a) Dockland isn't Koreatown; it is very diverse I fully appreciate your efforts for a thriving Melbourne, building on its strength from its range of communities and businesses. However, your recent Koreatown initiative has been a touch underwhelming. Nevertheless, it built on the Korean businesses and services that were in the area already, and the area continues to thrive. When I think of the Docklands, I don't think Indian. I think of the Middle Eastern and Chinese restaurants. I think there is one Indian restaurant and one Indian grocery, that's it. So, I fear it is a big risk to bring a new singular precinct identity that does not current exist. It feels almost artificial / ungrounded. Will it miscommunicate to the public and hence adversely affect existing businesses? I sense that business turnover is already quite high with places open and shut in succession. 2. If it is the right approach, is $1.2m enough? $1.2m really isn't a lot of money these days, whether for streetscapes or events. I worry that the brand of Little India won't become strong enough with $1.2m, and hence risks losing existing businesses, market attention, yet unable to gain traction with Indian businesses. I enjoy the Docklands very much and only wish for the best for it. I also love Indian food, films, music, events etc. Maybe I'm not visionary enough, but I can't see how Dockland's success can be built off a new Indian brand with just $1.2m. Still, if you do go ahead with it all, I wish you every success!

Annual Plan and Budget 2026-27 Community consultation: Full verbatim submissions

Feedback ID	Themes	What are your thoughts on the draft Budget 2026-27?
108506	City cleaning Greening and open space Little India precinct opposition Local markets and small business	As a small business owner who works near Docklands, I am concerned about the long-term commercial logic of creating a themed precinct like 'little India'. Businesses succeed when areas attract consistent, repeat use—not just occasional visitors drawn by novelty. Docklands' strength lies in its environment: water views, open promenades, and proximity to residential and office populations. Investing in water quality management, public realm maintenance, and reliable safety measures would attract a broader range of businesses, including professional services, wellness providers, and quality dining. A single themed street encourages short-term clustering and intense competition within one category. This often leads to high turnover, vacant tenancies, and declining standards over time. A diverse commercial mix, spread across the precinct, is more resilient and better suited to Docklands' layout. Council should focus on creating the conditions for stable, high-quality business rather than relying on destination branding. Docklands will attract commerce naturally if it remains clean, safe, and pleasant to spend time in.
108508	City cleaning Graffiti management Greening and open space	I would like to thank you for sharing the draft budget. And also would want to express that we are happy to see how you are prioritizing the expenditure. In particular in two crucial areas: Enhancing our Garden city, via more parks and related. And cleaning our city with the removal of graffiti. I have been living abroad for work during the last years. This April I am spending it in my house in East Melbourne. I have walked along the Yarra river and seen the beautiful additions that the city has made, the walkways and other pathways. I walked then along the TAN and then the parks, so much green is what makes this city so special. One last point that you don't' mention, but I would ask that you keep an eye on it. I am talking about the Yara Park Master Plan. What was presented initially implied too much commercialization and loss of green area, which I believe would be a huge mistake. Please ensure that this beautiful park also stays as green as it is today. Many thanks [Redacted] This Budget includes $34.3 million for the removal of unsightly and offensive graffiti and to enhance our

Annual Plan and Budget 2026-27 Community consultation: Full verbatim submissions

Feedback ID	Themes	What are your thoughts on the draft Budget 2026-27?
108510	Greening and open space Little India precinct opposition Schooling and childcare	As a long-term resident of Docklands, I have seen the area evolve over the years and understand both its potential and its ongoing challenges. I am concerned about the proposal to establish Docklands as a “Little India” precinct. Docklands is a unique waterfront location that should reflect Melbourne’s diversity as a whole, rather than being centred around a single theme. From a resident’s perspective, there are still important gaps that need attention, including limited local amenities, lack of a nearby high school, and insufficient activities for children and families. These are the kinds of priorities that would meaningfully improve the liveability of the area. I encourage Council to focus on long-term, inclusive planning that supports residents and strengthens Docklands as a vibrant, shared community space.
108512	Community safety officers Events and festivals Greening and open space	It's great to see new parks and major open space upgrades, but don't forget about upgrading our much-loved local little parks too. I would prefer to see less money allocated to events and community safety officers, and more money allocated to local projects like playgrounds, picnic areas and garden beds.
108515 **Will present at FMC**	Greening and open space	Please include "The Blow Hole" in Docklands Park, which has been out of action for six years. I have been communicating with Council staff re this for 2 years plus, and have been told twice "It will be in next year's Budget". When it was working it was stunning, and attracted a lot of attention. PLEASE FIX "THE BLOW HOLE"!
108516	Riverslide skatepark	As a Southbank resident and skateboarder for 20 years I am very pleased to see the Riverslide redevelopment included in the budget. Melbourne is an outstanding city to live and skate in! I am excited to see how we can continue to build the culture and spread the joy of skate parks.

Annual Plan and Budget 2026-27 Community consultation: Full verbatim submissions

Feedback ID	Themes	What are your thoughts on the draft Budget 2026-27?
108518	Greening and open space Little India precinct opposition Schooling and childcare Youth services	Writing about Little India in Docklands: I am writing to share my concern regarding the proposed “Little India” concept. I am a Docklands resident, have been living here for 10 years now, I have seen the ongoing efforts to activate Docklands and make it a more vibrant and liveable community. While there has been progress, there are still important gaps that directly affect residents, including limited community facilities, lack of a nearby high school, and not enough activities for children and young people. In this context, I believe it is more important to focus on strengthening the foundations of the community rather than introducing a precinct that only focused on one theme. Docklands should continue to evolve as an inclusive and diverse space that reflects all who live, work, and visit here. A single theme precinct is not beneficial and driving the hatred even more because clearly trying to accommodate one culture is very unfair to many other cultures out there. I encourage Council to prioritise long-term community needs and consider alternative approaches that support a balanced and sustainable future for Docklands.
108522	Greening and open space Street lighting	Dear Council, I’m writing to express my strong support for two initiatives: creating a local community garden and installing extra street lights on Rosslyn St, West Melbourne. The garden would be a wonderful asset for neighbours to connect and green our area. The extra lighting is urgently needed, especially along a dark patch of sidewalk near our building (101-105 Rosslyn St). Currently, no light reaches this spot, and we’ve seen frequent thefts in and just outside our building as a result. Better lighting would deter crime and make residents feel safer walking home. Thank you for considering these improvements. Sincerely, [Redacted]

Annual Plan and Budget 2026-27 Community consultation: Full verbatim submissions

Feedback ID	Themes	What are your thoughts on the draft Budget 2026-27?
108524 **Will present at FMC**	Bicycle lanes Greening and open space Pedestrianise city streets Public transport Street lighting	I am a resident on Rosslyn Street between King and Spencer Streets in West Melbourne, a vibrant area home to many apartment dwellers who contribute significantly through rates and community spirit. One dedicated neighbour has generously invested his own time and money to beautify our street, but we kindly seek your support to enhance it further for the benefit of all and in support of his efforts to work with the small spaces he has to work with. Our section of Rosslyn Street has experienced multiple robberies, me have made three major reports with violating damages personally and heightening residents' concerns for safety. We believe targeted improvements could transform it into a secure, welcoming space, aligning with the ongoing $100 million Transport Amenity Program upgrades nearby on Rosslyn and surrounding streets, which aim to improve traffic flow, discourage shortcuts, and enhance public spaces. We respectfully propose: • Reducing to a single traffic lane with perhaps a bike lane that runs through the park, as current volumes don't justify two wide lanes—this would curb speeding and unwanted through-traffic, making the street safer and calmer, limiting theft and robbery too. • Lighting and safety features to deter crime and improve visibility at night. • A native plant garden and space for large gum tree to flourish like the successful one on nearby Roden Street , with park benches, gum trees, and water-sensitive design to create inviting green space for relaxation and community gatherings. These changes would support the Spencer Street Master Plan vision for open spaces, tree planting, and pedestrian-friendly streets in our precinct, fostering a lively, safe neighbourhood. With developments like the approved mixed-use building at King and Rosslyn already boosting local amenity, this is a timely opportunity to invest in residents' daily lives. Thank you for considering our thoughtful request—we truly appreciate your commitment to West Melbourne and look forward to your positive outcomes and solutions.
108525	Local markets and small business Waste compactors	We want a garbage machine near our business. More money to make it happen
108526	Food safety Local markets and small business Waste compactors	Waste compactor would be good for our restaurant to dispose rubbish. More money for this.
108527	Waste compactors	We want the rubbish machine to be finished in Harwood Place. It would be better to get rid of the bins in the lane. Please fund it.

Annual Plan and Budget 2026-27 Community consultation: Full verbatim submissions

Feedback ID	Themes	What are your thoughts on the draft Budget 2026-27?
108528	City cleaning Climate and sustainability Local markets and small business Waste and recycling	Council provided recycling and rubbish - the shared services for businesses in the community would help us recycle better and make things tidier.
108529	City cleaning Local markets and small business Waste compactors	Rubbish compactor machine will make the laneway nicer and help our bar manage the rubbish better. Don't cut the budget for this.
108531 **Will present at FMC**	Little India precinct opposition Local markets and small business	As usual Docklands gets shafted. Why does the council hate Docklands. All we get are a lot of weasel words, lots of consultation and reports that produce nothing. I want lots of money spent in docklands for RESIDENTS not businesses which get lots of help already.
108534	Community safety officers	Please fund the Community Safety Officers. We need them out in East Melbourne more and Southbank. I am a local resident and feel safer seeing them in my area. I am not a business owner or politician. I want more safety officers on the street. I have met a few of them on different days and they are kind and caring people just doing their job for the community. It may just be a job for them but it means a lot to us residents.
108536	Arts grants Community safety officers Events and festivals	Stop wasting rate payers money on art installations! If art or any infrastructure makes us safer, then yes. But rate payers need to feel and be safe first priority. We need more Police in the city when there's the footy on and big events too. Get police to do something for the community. Get the Premier to lock up these crooks. That's a start to improving our safety Mister Lord Mayor Reece man
108546	Climate and sustainability EV charging infrastructure	Kensington needs publicly accessible EV chargers. Most properties do not have off street parking so we rely on public EV charges. We currently go to City of Maribyrnong who have a number of EV charging stations. While waiting for vehicle to charge we go and shop and spend money in Maribyrnong council area. Would rather stay in our own municipality. Council also should explore options for people to be able to connect vehicles to their properties to charge in the street, as Merri Bek council is currently doing.

Annual Plan and Budget 2026-27 Community consultation: Full verbatim submissions

Feedback ID	Themes	What are your thoughts on the draft Budget 2026-27?
108547	Climate and sustainability EV charging infrastructure	There is an immediate and growing need for public EV chargers in the city of Melbourne. I live in Kensington with no off street parking. I have to go to Moonee Ponds or Footscray to charge my vehicle. In addition when will the council decide on pole charging in the streets. This will allow residents who need to park on the street to charge their cars.
108549	Affordable housing Arts grants Climate and sustainability Community safety officers Homelessness services	Glad to see that sustainability and the arts are still top priority. Hard to see the massive budget cuts to creative Victoria recently. I worry that more budget towards community safety officers and other protective measures are not the way to improve public safety in the long run. Instead a larger spending on preventative services makes more of a difference in people lives. I appreciate that access to care and support for unhoused people is mentioned, but I deeply hope that means more public housing and affordable healthcare, rather than aggressive treatment of anyone sleeping rough.
108552	City cleaning Graffiti management	I have just returned from an extensive visit to Boston, Houston and new York city and I am very embarrassed by the amount of graffiti and general dirtiness of the CBD. If these cities in the USA can be clean and relatively graffiti free why can't Melbourne? I have been involved in budgeting for many years at local and State government levels as well as private industry. I am sure the the graffiti and cleanliness budget could be increased to $150m easily. I would be happy to spend a day with your budget people to find the increase needed.

Annual Plan and Budget 2026-27 Community consultation: Full verbatim submissions

Feedback ID	Themes	What are your thoughts on the draft Budget 2026-27?
108553	Affordable housing Council rate increase Greening and open space	CoM Budget response The Budget is completely fanciful in its words and promise. Full of well intended statements but it totally misses the true lived experiences of residents who now live with constant high rise development, poor ammenities and 24/7 construction and road works. The rapid increase in high density low quality cramped student housing especially is turning the north west of the city is a student village with accommodations that severely comprise the quality of life and study of students, the neighbouring residents and offer very poor amenity for all in the neighbourhood. Council can write warm words about community, engagements and quality of life and well being but it does definitely does not deliver. The funds to ensure some parks and gardens and many other activities are provided etc are drawn from the rates of actual residents who are not central to planning decision making in any way. There is no respect for residents and rate payers, no active listening or change of actions based on community feedback and the Council and Developers with their hands in Council pockets plough on regardless exploiting residents and students. This ia very unsatisfactory and incomplete budget for geniunely achieving CoM goals. Very disappointing but not at all surprising. Hope you feel better that we have 'had an opportunity to respond.' Services currently provided are very poor indeed, CoM responses are virtually non existent and residents are not considered and unheard completely.
108559	Null	
108562	Little India precinct opposition Local markets and small business Tourism and visitor economy	I am writing as a business owner to express concern regarding the proposal to establish Docklands as a “Little India” precinct. Docklands continues to face challenges in achieving consistent foot traffic and long-term economic vitality. In this context, it is important that any activation strategy is designed to attract a broad and diverse customer base. A precinct centred around a single theme may limit its appeal and reduce its ability to attract a wide range of visitors, businesses, and investment. For Docklands to succeed, it requires a balanced mix of offerings that appeal to the wider Melbourne community as well as visitors. I encourage Council to prioritise inclusive and flexible strategies that support business diversity, increase visitation, and contribute

Annual Plan and Budget 2026-27 Community consultation: Full verbatim submissions

Feedback ID	Themes	What are your thoughts on the draft Budget 2026-27?
108563	Little India precinct opposition Schooling and childcare	I am writing as both a concerned parent and a long-term resident of Docklands to express my concerns regarding the proposal to establish a “Little India” precinct. Having lived in Docklands for several years, I have seen the area evolve, but also recognise the ongoing gaps that continue to affect residents. While there is a primary school, there is no local high school, and there are limited activities and facilities for children and young people. Access to childcare also remains a challenge for many families. As a parent, these are critical factors when considering the long-term liveability of the area. Docklands has the potential to become a truly vibrant and family-friendly community, but this requires investment in essential infrastructure and inclusive planning. I believe focusing on a single-themed precinct does not address these priorities. Instead, I encourage Council to consider a more balanced approach that supports families, strengthens community infrastructure, and ensures Docklands remains inclusive and welcoming to all.

Annual Plan and Budget 2026-27 Community consultation: Full verbatim submissions

Feedback ID	Themes	What are your thoughts on the draft Budget 2026-27?
108564	Bicycle lanes Events and festivals Pedestrianise city streets Public transport Tourism and visitor economy	Generally positive. I was a visitor and daily commuter into CBD. I was in love with Melbourne but now I mostly avoid it. I find I no longer feel I belong. The small laneway culture that made Melbourne great esp in the mid to late 2000's has gone. People have lost manners, yell past you. I seek to smile and say excuse me in shops but [redacted]. It's to the point I don't like being in the city and I know I'm not alone. It extends to being ignored by assistants in big stores who approach Chinese visitors and speak in mandarin but won't assist me and avoid eye contact. Note I've lived with a lot of cultures, including long term Taiwanese so have understanding of cultural issues, it's the behavior that gets me not where people are from. The second issue, and it's partly related to the above is not feeling safe on my bike. Both my partner and I ride (he's in his 70's) to medical facilities and taking long trips through the CBD. Melbourne treats cyclists poorly, and the A'Becket/ Flagstaff intersection we've had frequent near misses from drivers who have no idea of road rules. Both in the car and on bike. There is cultural disregard for cyclists from again some overseas drivers. Cross town cyclists need quick ability to cross the city, including via Sprinh St/ Flinders. Up from South Melbourne to North Melbourne. Each NYE we would visit friends in the city. The last 2 years we got stuck on our bikes and it took 1.5-2 hours to get out. The crush on Swanston St was rediculous and people had driven cars into the Yarra trail. All southern access was blocked. It was really dangerous. It was not an issue until 2 years ago. The issues I raise are to me relevant and only some parts of the plan address these. It's linked mostly to transport/ pedestrian/ cyclist infrastructure but also city of Melb can play a role in educational materials for visitors. Politeness is the social lubricant that ensures low conflict. I support most elements on the plan but unless the issues I raise are addressed I will not be a frequent visitor to the city.
108566	Little India precinct opposition Local markets and small business	I am concerned that public investment in a 'Little India' project may be misguided. Melbourne's Chinatown is a prime example of a precinct that flourished organically through private enterprise and community initiative, rather than government -led intervention. By attempting to 'artificially' create a cultural hub, we risk a lack of authenticity. Furthermore, from an equity standpoint, funding a specific ethnic project sets a problematic precedent. To ensure fairness, the council would logically need to provide equivalent support for 'Little Sri Lanka' or 'Little Lebanon' and so on if little India is going ahead. I believe resources would be better spent supporting small businesses across all cultural backgrounds equally.

Annual Plan and Budget 2026-27 Community consultation: Full verbatim submissions

Feedback ID	Themes	What are your thoughts on the draft Budget 2026-27?
108572	Homelessness services	CoM resident and nurse practitioner at a community health organisation. Calls for the greater funding support for Cohealth services, greater funding and increased clarity over homelessness services, a housing first approach to treatment, increasing funding for existing frontline support services, access to safe indoor spaces and an evidenced based approach to investment. **Attached document**
108583	Climate and sustainability Community safety officers Greening and open space Waste and recycling	I live in a high-rise in Southbank. I am very happy to see the proposal of adding green/food waste services for us. Also I am happy with the tree planting budget and the focus on safety. As a single female living alone, I often walk around Southbank on my own. Personal safety is very important to me.
108584	Greening and open space Events & Festivals Waste $ recycling	The Victoria Point Owners Corporation supports the Draft Budget's focus on sustainability, including expanded food and garden organics for high-rise apartments, continued investment in urban greening and the Urban Forest Fund, and the proposed Apartment Concierge model. Based on direct participation, it asks City of Melbourne to strengthen delivery through proactive, multilingual resident education and practical, building-specific support, rather than relying on volunteer Owners Corporations. The submission also calls for visible enforcement and physical measures to address unsafe eBike use, stronger place-based management of antisocial behaviour, formal protections for residential buildings during major events, and shared responsibility and enforcement to reduce cigarette litter in mixed-use areas. **Attached document**
108585	Little India precinct opposition Schooling and childcare	As a Docklands resident and parent, I am concerned about the lack of a high school, limited childcare, and insufficient activities for children. These should be prioritised over Little India in Docklands. This theme should not be the focused to accommodate one nationality. Docklands belongs to everyone, why are we focusing on one single theme precinct and ignoring others? This is very unfair. Our Docklanders kids need more support and attention than having to turn this beautiful are to only for Indian community. Please reconsider and re-direct your focus! Make Docklands open to everyone [redacted]!

Annual Plan and Budget 2026-27 Community consultation: Full verbatim submissions

Feedback ID	Themes	What are your thoughts on the draft Budget 2026-27?
108586	Little India precinct opposition Schooling and childcare	I am writing as both a parent and resident of Docklands to express concern that the proposed “Little India” concept does not address the real needs of the community. Docklands already has a primary school, but lacks a local high school, has limited childcare availability, and does not offer enough activities for children and young people. These are essential priorities for families. I believe Council should focus on improving these areas to support a balanced and liveable community, rather than introducing a single-themed precinct. Please be fair to other Docklands residents and think of our next generation, our kids need a better place to grow up. The budget of $1.2million pour just for a single nationality is very disrespectful to Docklands!
108587	Queen Victoria Market Waste and recycling	I am a resident and would like shared waste and recycling Hub facilities installed near us. Please allocate more funds for this. More recycling hubs should be located around the Queen Vic Market (in the alleyway off Queen St, between Melbourne Party Emporium and Muleta's Cafe, near corner of Queen St/Franklin St). The existing recycling hubs are too far away from major residential areas around QVM. As my apartment building has had our recycling bins confiscated due to contamination by previous tenants, I would like to still recycle my waste correctly but this has been an inaccessible option, as it would be for many others.
108589	Food safety Local markets and small business Waste and recycling Waste compactors	We think the waste and recycling hubs are a great idea and want one near our restaurant. There is a laneway behind the shops on Elizabeth St, where bins are stored. Other laneways use a shared compactor. Can this be arranged for this area as well? Could our restaurant tenant on A'Beckett use that shared compactor as well?
108590	Local markets and small business Waste compactors	We are a business on Lygon Street, Carlton, 3053 and want to express interest in future plans to introduce compactor Hub bins to Carlton.
108591	City cleaning Drug and substance issues Waste and recycling Waste compactors	I am a resident and have many concerns about the bins, waste, drug trafficking, human excrement and general condition of Flinders Court and feel that a lot of the issues will be resolved by installing a waste compactor in Flinders Court. Please continue this program to install new Hubs and allocate more funding for a Hub near us.
108592	Local markets and small business Waste and recycling	We are a business currently using the food waste service at Swanston Street. We like the service and want to it to be extended to use at other restaurant in the city.

Annual Plan and Budget 2026-27 Community consultation: Full verbatim submissions

Feedback ID	Themes	What are your thoughts on the draft Budget 2026-27?
108593	City cleaning Local markets and small business Waste compactors	Add waste compactors at Chisholm Place in Korean town. Korean town need a waste compactor for all the eateries here. At the moment all the the back of Chisholm place, sometimes very messy and causing pest issue. The money that we are merchants are paying are more than a medium compactor license user fee.

Annual Plan and Budget 2026-27 Community consultation: Full verbatim submissions

108594	Arts grants Events and festivals First Nations funding investment Greening and open space	As a First Nations-led arts and cultural organisation with a national remit and an ongoing relationship to the City of Melbourne, we acknowledge Council's commitment to a "vibrant and creative Melbourne" and the allocation of $41.2 million toward events, arts, culture and activation in the 2026–27 draft budget. However, the distribution of this investment doesn't reflect the stated ambition, with only $4.2 million allocated to Creative Melbourne grants. This imbalance raises fundamental questions about how cultural value is defined and resourced across the municipality. This disparity indicates most funding is retained within centrally controlled infrastructure or activation models, limiting the capacity of independent organisations, particularly First Nations-led organisations, to lead cultural work on their own terms. Blak & Bright submits that grant funding must be significantly increased, transparency provided on internal versus external expenditure and investment redirected toward organisations with demonstrated cultural authority and accountability. Without this shift the sector remains constrained by structural inequity. The draft budget and Council Plan reference First Nations self-determination and truth-telling, yet there's no clear or substantial investment aligned with these priorities, and without material commitment, self-determination risks remaining rhetorical. Dedicated long-term funding streams are required alongside positioning First Nations organisations as decision-makers within funding frameworks, including influence over priorities and allocation processes. While the budget prioritises public space and infrastructure, this doesn't constitute cultural development. Cultural infrastructure is held within communities through knowledge and practice. Therefore, investment must prioritise people, embed First Nations cultural authority in governance and resourcing and avoid extractive models of activation that draw on culture without sustaining it. Melbourne's global cultural identity is underpinned by under-resourced creators. For First Nations organisations, expectations continue without commensurate investment. This requires increased baseline funding, defined targets for First Nations investment and fair remuneration across all funded activity to ensure sustainability rather than short-term output. Partnership with First Nations people must extend into governance, where formal mechanisms for decision-making, meaningful co-design and recognition of First Nations organisations as strategic partners with authority are essential to achieving equitable outcomes. Melbourne's cultural strength is inseparable from First Nations cultural authority. If Council is committed to self-determination and truth-telling, this must be reflected in how resources are allocated. The current draft budget doesn't meet that standard and requires deliberate recalibration to align financial investment with stated commitments.

Annual Plan and Budget 2026-27 Community consultation: Full verbatim submissions

Feedback ID	Themes	What are your thoughts on the draft Budget 2026-27?
108595	City cleaning Waste and recycling Waste compactors	Future consideration - a waste & recycling Hub/mini compactor to service hosier lane area. This would help keep the area tidy and neater than lots of bins in public. Increase the waste Hubs budget for this.
108596	Local markets and small business Waste compactors	Is there any chance that city council can add a new compactor near Guildford Lane? We are a business that use the compactor in another location and would like one here too. Please put money towards expanding the compactors more.
108597	Local markets and small business Waste and recycling	I am a business owner of a café and would like to request installation of glass and organic waste bins at Barry Lane. There are a few hospitality businesses along Queen Street between Little Bourke and Lonsdale, and they would like to have access to glass and organic waste bins. Currently, several businesses must travel to Hardware Lane to access recycling facilities, which is inconvenient. Put more money towards recycling facilities near us.

Annual Plan and Budget 2026-27 Community consultation: Full verbatim submissions

Feedback ID	Themes	What are your thoughts on the draft Budget 2026-27?
108599	Climate and sustainability Council rate increase Local markets and small business Parking fees Waste and recycling	I put myself in the shoes of a business, what do you think I manage some businesses in the CBD of Melbourne and a couple of the locations are within a council shared waste hub block. I think these services are fantastic and are a great way for a small business to manage our waste where space to store bins is tight, it saves us from needing to pay the new fees for bin permits, and it is easy for us to recycle. Despite the council budget claiming to want to "explore the use of advanced technology to enhance city services such as waste management" and "continue to review and streamline processes to reduce startup times and remove unnecessary barriers for new businesses" I see that the "Hub Expansion Program" for shared business waste services has $0 in this upcoming budget. I had hoped that the vision of the city to expand these services so they could be on every block, accessible to all businesses throughout the city, would continue and that my locations which are currently too far away from the existing hubs might one day have a hub installed nearby. I assume this cut also means that the food waste collection service will not be able to expand any further and I will unfortunately have to continue diverting this problematic waste stream to landfill which is antithetical to the city's stated mission to reduce emissions. We pay an exorbitant waste charge on our rates on top of paying invoices for using the waste hubs, if this money is not being used to improve waste services for businesses then I have to ask; what exactly is it being spent on? At a time when cost of living pressures are hitting small businesses particularly hard you would think the council would be empathetic to the needs of businesses. Waste is an unfortunate reality for all businesses, we cut back where we can but there is only so much we can do. I strongly urge the council to reconsider cutting this program, it has been a vital lifeline for our locations that are able to use the hubs, particularly at a time when fuel prices are forcing up the costs of the private waste collections we receive for our non-hub using locations, on top of the permit fees we will now be charged for storing our bins in the laneway. This is an extremely disappointing step in the wrong direction, if you want to do right by businesses, particularly those who care about the environment, you should continue to fund this project until it is available to everyone.

Annual Plan and Budget 2026-27 Community consultation: Full verbatim submissions

Feedback ID	Themes	What are your thoughts on the draft Budget 2026-27?
108608	Arts grants Community safety officers Homelessness services Library services	I am interested in more clarity and transparency around what the additional support for those facing homelessness and complex mental health issues is. I have seen rough sleepers I know moved on from my neighbourhood with force and threats, not with care and compassion. Is this investment solely community “safety” officers. Residents want appropriate investment into appropriate support, funding community organisations, employing more social workers and case workers in libraries and community hubs, working with neighbourhood houses and crisis centres to support services. Further, where is the funding and investment in the arts? How does Melbourne remain a creative city without investment into individual artists (as opposed to commercial events with expensive tickets and limited free public outcomes)
108609	Greening and open space Waste and recycling	Very concerned that the Resource Recovery Hub Expansion Program didn’t get more funding. It has made the laneways so much nicer and more accessible. Extremely disappointing for the local community, businesses and visitors.

Annual Plan and Budget 2026-27 Community consultation: Full verbatim submissions

NEW

Feedback ID	Themes	What are your thoughts on the draft Budget 2026-27?
108612	Footpath maintenance Greening and open space Pedestrianise city streets	I would like to request that funding be allocated to address noise pollution in the city, particularly along City Road. Crossing near the Arts Centre around Southgate—especially when walking to the Australian Ballet building—is an unpleasant experience due to the constant noise from large trucks. While general car traffic is expected, the volume and intensity of heavy vehicles significantly reduce the area's walkability and overall appeal. With ongoing transformation projects in the precinct and a new museum planned nearby, pedestrian activity will only increase. This presents a clear opportunity to improve Southgate Avenue and surrounding streets by making them more pedestrian-friendly and reducing noise levels. Measures such as increased greenery and redirecting through-traffic—particularly heavy trucks that do not need to access local businesses—would make a meaningful difference. I recognise that City Road is a key arterial route; however, it would be worthwhile to explore alternative routes for non-local truck traffic and limit access to vehicles servicing the immediate area. Current noise levels—especially under the bridge and along Queen Victoria Gardens—detract from the experience of these important public spaces. Addressing this issue would not only enhance the livability and accessibility of this key cultural precinct, but also improve the wellbeing of the many residents who live along City Road at the Arts Centre end.
108613 **Will present at FMC**	Events and festivals LGBTQIA+ services Youth services	Hello team! The bighest thing I would love support on is where funding will be distributed for LGBTQIA+ organisations, specifiically young people. As an organisation, we have been generiously supported through grant funding through the City of Melbourne, but have noticed the events fund is getting smaller in funding, though the inclusion community fund though larger we can't apply for it as ita more focused on new initatives. The example here is that Queer Formal Melbourne is the largest queer youth event Victoria wide, with referral pathways for young people to connect with other youth services in Melbourne, as well as in R&r areas. This event is an important preventative health program, focusing on the social determinants of health with peer support and social connection being the forfront of this work. With accessibility becoming a stronger need with over 65% of attendees identifying as neurodiverse, and 99% saying queer formal makes them feel safe, we need continuous funding to continue to grow these events (with Queer Formal 2026 aiming to have 1000 young people) in a safe and accessible way. The only way to do this is to have these events in larger spaces in the City of Melbourne (e.g. NGV or Melbourne Museum), with a generous amount of funding to continue to make this free for queer young

		people. I'd love to see how in the budget there is more dedicated funding for queer organisations to access or outside of grant funding to support safe spaces for queer young people across Victoria. Please feel free to contact me for any questions.
108615	Greening and open space Little India precinct opposition Schooling and childcare Senior citizen and pensioner support	I am concerned about the proposed use of $1.2 million for a “Little India” precinct in Docklands. As a resident, I believe this funding would be more effectively used to address real community needs. Docklands requires better infrastructure for children, including improved play spaces and more family-friendly facilities. There is also a need to enhance safety in the area and provide more accessible spaces for elderly residents. These are practical improvements that would benefit the wider community and support long-term liveability. I encourage Council to reconsider this proposal and prioritise investments that directly support residents.
108617	CCTV camera program Community Safety Officer program support	We support the plan to expand the Community Safety Officer (CSO) program in the 2026–27 Budget. We have already experienced the positive impact of the CSO program as it currently stands, and allocating $1.7 million to double the number of officers to 22 is what the city needs. Having a more visible safety presence on our streets is a great way to make residents and visitors feel more secure. We particularly value that these officers focus on early intervention, which helps keep the city welcoming while also preventing antisocial behavior. It’s good to see the Council taking a practical approach to safety that balances modern technology, like the camera upgrades, with real people on the ground. You have our full support to make sure this funding stays in the final budget.
108619 **Will present at FMC**	Greening and open space	Westgate Biodiversity Bili Nursery and Landcare, a community environmental stakeholder, advocates for City of Melbourne funding to protect and improve Westgate Park. They seek investment in an ecological survey, upgraded signage and bike paths, inclusion in Greenline planning, improved safety and boundaries, and support for nursery infrastructure to grow indigenous plants. **Attached document**
108620	Community Safety Officer program support	I am a property owner / business operator in the Katherine Square / Hay Place precinct [redacted] I strongly support the continued funding and expansion of the City Safety Officer (CSO) program in the 2026–2027 budget. Our area is currently experiencing frequent anti-social behaviour, criminal activity, and safety concerns affecting residents, staff, and businesses on a daily basis.

		The presence of CSOs has been valuable in providing visible support, early intervention, and engagement with vulnerable individuals. However, for this program to be effective, it is critical that resources are not only increased overall, but are consistently allocated to high-risk areas such as Katherine Square, Hay Place, and surrounding laneways, where there is a clear and ongoing need. I urge Council to ensure that the expanded CSO program includes dedicated and regular coverage for this precinct. Thank you for the opportunity to provide feedback.
108621	Community Safety Officer program support	I am a business operator in the Katherine Square / Hay Place precinct. I strongly support the continued funding and expansion of the City Safety Officer (CSO) program in the 2026–2027 budget. Our area is currently experiencing frequent anti-social behaviour, criminal activity, and safety concerns affecting residents, staff, and businesses on a daily basis. The presence of CSOs has been valuable in providing visible support, early intervention, and engagement with vulnerable individuals. However, for this program to be effective, it is critical that resources are not only increased overall, but are consistently allocated to high-risk areas such as Katherine Square, Hay Place, and surrounding laneways, where there is a clear and ongoing need. I urge Council to ensure that the expanded CSO program includes dedicated and regular coverage for this precinct. Thank you for the opportunity to provide feedback. we have multiple clips and examples we can share if needed of the activities in the street
108622	Community Safety Officer program support	I am the director of a property owner in the Katherine Square / Hay Place precinct. I strongly support the continued funding and expansion of the City Safety Officer (CSO) program in the 2026–2027 budget. Our area is currently experiencing frequent anti-social behaviour, criminal activity, and safety concerns affecting residents, staff, and businesses on a daily basis. it took us over a year to let our office out to a new business. That lease required incentives that put the maintenance of the lease as a cost to us. The busienss is enjoying the buidling but the safety and crime risks are making them reconsider staying on. We cannot afford for it to be untenanted. The presence of CSOs has been valuable in providing visible support, early intervention, and engagement with vulnerable individuals. However, for this program to be effective, it is critical that resources are not only increased overall, but are consistently

		allocated to high-risk areas such as Katherine Square, Hay Place, and surrounding laneways, where there is a clear and ongoing need. I urge Council to ensure that the expanded CSO program includes dedicated and regular coverage for this precinct. Thank you for the opportunity to provide feedback.
108623	Community Safety Officer program support	I am a business operator in the Katherine Square / Hay Place precinct. I strongly support the continued funding and expansion of the City Safety Officer (CSO) program in the 2026–2027 budget. Our area is currently experiencing frequent anti-social behaviour, criminal activity, and safety concerns affecting residents, staff, and businesses on a daily basis. The presence of CSOs has been valuable in providing visible support, early intervention, and engagement with vulnerable individuals. However, for this program to be effective, it is critical that resources are not only increased overall, but are consistently allocated to high-risk areas such as Katherine Square, Hay Place, and surrounding laneways, where there is a clear and ongoing need. I urge Council to ensure that the expanded CSO program includes dedicated and regular coverage for this precinct. Thank you for the opportunity to provide feedback.
108625 **Will present at FMC**	Community Safety Officer program support	I am a property owner / business operator in the Katherine Square / Hay Place precinct. I strongly support the continued funding and expansion of the City Safety Officer (CSO) program in the 2026–2027 budget. Our area is currently experiencing frequent anti-social behaviour, criminal activity, and safety concerns affecting residents, staff, and businesses on a daily basis. The presence of CSOs has been valuable in providing visible support, early intervention, and engagement with vulnerable individuals. However, for this program to be effective, it is critical that resources are not only increased overall, but are consistently allocated to high-risk areas such as Katherine Place, Hay Place, and surrounding laneways, where there is a clear and ongoing need. I urge Council to ensure that the expanded CSO program includes dedicated and regular coverage for this precinct. Thank you for the opportunity to provide feedback.
108626	Community Safety Officer program support	I am a property owner and business operator within the Katherine Square / Hay Place precinct and I am writing to express strong support for the continued funding and expansion of the City Safety Officer (CSO) program in the 2026–2027 budget.

		This precinct is currently facing persistent anti-social behaviour, crime, and safety issues that directly impact businesses, employees, residents, and visitors on a daily basis. These issues are not isolated or occasional — they are ongoing and escalating. City Safety Officers play a crucial role in maintaining public safety through visible presence, early intervention, and constructive engagement, particularly with vulnerable individuals. Their presence has already delivered noticeable benefits in de-escalation and deterrence. However, for the program to deliver meaningful outcomes, it must be adequately resourced and strategically deployed. High-risk locations such as Katherine Square, Hay Place, and the surrounding laneways require consistent, dedicated CSO coverage — not intermittent patrols. I strongly encourage Council to ensure that any expansion of the CSO program includes regular, focused deployment in this precinct, where the need is clear and urgent. Thank you for considering this submission.
108627	Community Safety Officer program support	I am a property owner and business operator within the Katherine Square / Hay Place precinct. I support the continued funding and expansion of the City Safety Officer (CSO) program in the City of Melbourne's 2026–2027 budget. In our immediate area, there is a sustained pattern of anti-social behaviour, criminal activity, and safety concerns that affect residents, employees, and businesses on a near-daily basis. These issues are not isolated and have a cumulative impact on staff safety, customer confidence, and overall amenity. Where CSOs have been present, the benefits are clear—improved visibility, early intervention, and more effective engagement with vulnerable individuals before situations escalate. To build on this, it is important that additional resourcing is deployed in a targeted and consistent way. Locations such as Katherine Square, Hay Place, and nearby laneways experience a higher concentration of incidents and would benefit from reliable, routine CSO coverage rather than intermittent presence. I encourage Council to ensure that the expanded program includes structured and ongoing allocation to this precinct. Thank you for the opportunity to provide input.
108628	City cleaning Greening and open space Little India precinct opposition	I live in Docklands and honestly don't see why it needs to be turned into a themed destination like little India. One of the best things about this area is that it's not chaotic like the CBD. I can walk along the water, get a coffee, and actually enjoy the space. If Council wants to improve Docklands, cleaning up the water and making better use of the harbour would make far more sense. Water activities, cleaner edges, and better seating would attract people naturally. A themed street feels forced and risks ruining

		what already works. Docklands doesn't need a big rebrand. It just needs to be looked after properly.
108629	Climate and sustainability Greening and open space Little India precinct opposition	From an urban design perspective, Docklands should be developed in line with its spatial structure and environmental context. Its defining feature is the waterfront, not a single commercial narrative with massive Indian restaurant and decorations. International experience shows that place-making tied too closely to a single theme often reduces adaptability over time. A focus on water quality management, public-realm continuity, and low-impact activation would deliver more resilient outcomes. Council should prioritise environmental performance and residential amenity rather than destination-led branding, which risks narrowing Docklands' long-term value.
108640	City cleaning Community Safety Officer program support	I am a property owner [redacted] I most strongly support the continued funding and expansion of the City Safety Officer (CSO) program in the 2026–2027 budget and an increase in the cleaning quality generally of the Melbourne CBD. Whilst our area in particular experiencing frequent anti-social behaviour, criminal activity, and safety issues affecting residents, my staff and that of other businesses on a daily basis the cleanliness of the city as a whole is a disgrace. Public urnination, general filth exacerbates what is or was a beautfil city. I beleive its disgraceful how the city has been allowed to slip into the place i see now. Add to that the threats, screaming and yelling that happens to my staff on almost a weekly basis and i can only say the Melbourne city is not one to be thought of in a positive sense. The presence of CSOs has been valuable in providing visible support, early intervention, and engagement individuals but is simply not enough. For this program to be effective, it is critical that resources are not only increased overall, but are consistently allocated to high-risk areas such as Katherine Square, Hay Place, and surrounding laneways, where there is a clear and ongoing need and as in New York when they had significant problems, cleanliness as well as no small altercation was allowed - completely fixed a whole series of problems (See Bloomberg when he was Mayor). The MCC must strike a similar policy. I urge Council to ensure that the expanded CSO program includes dedicated and regular coverage for this precinct in particular, before someone is injured seriously. Thank you for the opportunity to provide feedback.

Annual Plan and Budget 2026-27 Community consultation: Full verbatim submissions

108642 **Will present at FMC**	Arts grants Events and festivals Greening and open space Local markets and small business Tourism and visitor economy	As a writer living and working in the City of Melbourne, I thank you for the opportunity to contribute to this Budget consultation. My focus is a critical piece of social infrastructure supporting the work, culture and community that define our city: La Mama Theatre. For local government, investment in La Mama aligns directly with stated priorities: safe and welcoming spaces, vibrant local places, and services that make a tangible difference. Supporting La Mama is a cost-effective way to deliver multiple outcomes at once: cultural vitality, economic activation and social wellbeing. In a $804.8 million budget, relatively modest funding yields disproportionately high returns. Melbourne's brand is creative. Our artistic ecosystem of experimentation and excellence defines our city as fun, inclusive and inventive. Few institutions embody this more than La Mama. For nearly 6 decades, it has incubated new Australian theatre, with a production model that gives 80-100% of box office to the artists, supporting theatre makers financially and by building creative communities. This artistic freedom underpins Melbourne's global reputation as an arts capital. Without venues like La Mama, our city risks becoming homogenised, an echo of other globalized, urban centers. Investment in La Mama protects our city's distinctive identity and our attraction for visitors. La Mama also plays a vital economic role in the Carlton precinct. Its steady flow of performances draws audiences who shop, dine, meet for drinks and linger in our neighbourhood. Small theatres are quiet engines for local economies: Our 125-seats across two venues, six nights a week, supports cafés, bars and retail, especially on quieter weeknights. Year-round programming keeps Carlton active beyond peak periods, contributing directly to the "full of life" city envisioned in the draft Budget. Equally important is La Mama's role as a community hub. With loneliness recognised as a public health issue and as many as 40% of residents living alone, spaces that foster genuine connection are essential. La Mama provides a welcoming, accessible gathering place. Its culture of conversation, from free tea and coffee to post-show discussions, creates meaningful social connection. This reflects the Council's priority for "places to connect with others," ensuring access remains open and inclusive. Continued support for La Mama Theatre is a proven, multi-outcome investment in Melbourne's cultural vitality, local economy and social wellbeing.
108643	Community Safety Officer program support	Suggested Submission Template (you may copy and paste): I am a property owner / business operator in the Katherine Square / Hay Place precinct. I strongly support the continued funding and expansion of the City Safety Officer (CSO) program in the 2026–2027 budget. Our area is currently experiencing frequent anti-social behaviour, criminal activity, and safety concerns affecting residents, staff, and businesses on a daily basis. The presence of CSOs has been valuable in providing visible support, early intervention, and engagement with vulnerable individuals. However, for this program to be effective, it is critical that

		resources are not only increased overall, but are consistently allocated to high-risk areas such as Katherine Square, Hay Place, and surrounding laneways, where there is a clear and ongoing need. I urge Council to ensure that the expanded CSO program includes dedicated and regular coverage for this precinct. Thank you for the opportunity to provide feedback.
108644	Community Safety Officer program support	I am a business operator in the Katherine Square / Hay Place precinct. I strongly support the continued funding and expansion of the City Safety Officer (CSO) program in the 2026–2027 budget. Our area is currently experiencing frequent anti-social behaviour, criminal activity, and safety concerns affecting residents, staff, and businesses on a daily basis. The presence of CSOs has been valuable in providing visible support, early intervention, and engagement with vulnerable individuals. However, for this program to be effective, it is critical that resources are not only increased overall, but are consistently allocated to high-risk areas such as Katherine Square, Hay Place, and surrounding laneways, where there is a clear and ongoing need. I urge Council to ensure that the expanded CSO program includes dedicated and regular coverage for this precinct. Thank you for the opportunity to provide feedback.
108645	Community Safety Officer program support Tourism and visitor economy	I live in the CBD [redacted] I strongly support the continued funding and expansion of the Community Safety Officer (CSO) program in the 2026–2027 budget. Our area is currently experiencing frequent anti-social behaviour, criminal activity, and safety concerns affecting residents, staff, and businesses on a daily basis. We have had numerous instances of aggressive behaviour in front of our apartment building, as well as inside (e.g. damaging lights in our lobby, harassing residents in lifts or apartment floor corridor after tailgating). I urge Council to ensure that the expanded CSO program includes dedicated and regular coverage for areas around Southern Cross. Tourists on line and sky bus come out of this area - we should ensure their first impressions of Melbourne is not that this is an unsafe place. Thank you for the opportunity to provide feedback.
108646	Community Safety Officer program support	Retaining and expanding the CSO program Increasing on ground presence in the CBD Prioritising consistent CSO deployment within the Katherine Square/Hay Street precincts.
108647	City cleaning	Good clean streets in North Melbourne. As a new resident in North Melbourne, impressed by the neighbourhood and community.

Annual Plan and Budget 2026-27 Community consultation: Full verbatim submissions

108648	Bicycle lanes Greening and open space Local markets and small business West Gate Tunnel impact	There's more trucks in Kensington since the opening of the west gate tunnel, especially around Smithfield Road. Good to see funding for green space in Kensington. Bike lanes for Macaulay Road is important. How much money is being spent on community markets and shops. Especially around Macaulay Road where their are empty shops, could use some improvements.
108649	Public transport	Need to improve traffic on Macaulay Road, especially around both train stations. Can take time to get out of Kensington. I'm new to Kensington and loving it.
108650	Library services	More library services, especially books, video games and picture books. More library services and sessions on the weekend.
108651	Bicycle lanes Climate and sustainability Council rate increase Greening and open space Library services Tourism and visitor economy	Love the new library and the pop up parks that are happening in the city. Need more separated bike paths, and green pathways to cool the urban environment. Focus on rates, rubbish and roads too. These are the things that attracts visitors.
108653	Bicycle lanes	More cycle paths so that cyclists can use these to come to the city. Improve city safety.
108654	Greening and open space Library services Public transport	Easy travel via public transport is important. Invest in public places like parks, libraries and sports growth.
108655	Bicycle lanes City cleaning Climate and sustainability EV charging infrastructure Greening and open space	Make the yarra river cleaner, would like to see more investment. E-bikes are good for the city, please don't get rid of them. More e-bikes means less cars and we use e-bikes for our daily commuting. Melbourne is great and we need to see more positivity, there's too much negative sentiment.
108657	Greening and open space Pool and recreation fees	The new Kensington Recreation centre facility is too expensive. Live in Kensington but use Maribyrnong pool as it's much better value. Attending swimming lessons there as we get to go during the week for free. Would like more activated spaces for community, don't feel very engaged and feels more commercial than community feeling.
108658	Pool and recreation fees	Would like to see a sauna included at the new Kensington recreation centre. Very disappointed that this was not included.
108661	Bicycle lanes Footpath maintenance	Please continue with bike lane upgrades - the one of exhibition st has been such a game changer and makes the commute so much safer. Seeing hoards of cyclists using it during peak hour is proof of its success. Would be great to see this elsewhere is Melbourne. My only criticism would be that the lanes should be green the whole way - this will help pedestrians differentiate it from the road. Particularly in the areas outside hotels and theatres where people are gathering and milling about, it is really important because some people don't realise that it's a bike lane because it looks like a continuation of the footpath
108663	Greening and open space Homelessness services	It is most desirable that CoM supports community organisations. This is so valuable for neighbourhood connections and reducing

		potential isolation with its many social, psychological and even health costs.
108664	Community Safety Officer program support	I am a property owner in the Katherine Square / Hay Place precinct. I strongly support the continued funding and expansion of the City Safety Officer (CSO) program in the 2026–2027 budget. Our area is currently experiencing frequent anti-social behaviour, criminal activity, and safety concerns affecting residents, staff, and businesses on a daily basis. The presence of CSOs has been valuable in providing visible support, early intervention, and engagement with vulnerable individuals. However, for this program to be effective, it is critical that resources are not only increased overall, but are consistently allocated to high-risk areas such as Katherine Square, Hay Place, and surrounding laneways, where there is a clear and ongoing need. I urge Council to ensure that the expanded CSO program includes dedicated and regular coverage for this precinct. Thank you for the opportunity to provide feedback.
108667	Community Safety Officer program support	I am a property owner in the Katherine Square / Hay Place precinct. I strongly support the continued funding and expansion of the City Safety Officer (CSO) program in the 2026–2027 budget. Our area is currently experiencing frequent anti-social behaviour, criminal activity, and safety concerns affecting residents, staff, and businesses on a daily basis. The presence of CSOs has been valuable in providing visible support, early intervention, and engagement with vulnerable individuals. However, for this program to be effective, it is critical that resources are not only increased overall, but are consistently allocated to high-risk areas such as Katherine Square, Hay Place, and surrounding laneways, where there is a clear and ongoing need. I urge Council to ensure that the expanded CSO program includes dedicated and regular coverage for this precinct. Thank you for the opportunity to provide feedback.
108670 **Will present at FMC**	Bicycle lanes Greening and open space Pool and recreation fees	Much of the Draft Budget is supported, but Items that should additionally be included, in this or coming years, include: 1. Establish a home for U3A Melbourne 2. Open North Melbourne Pool year-around 3. Upgrade 'Canning Street and Macauley Road' reserve 4. Improve bike paths across Arden Street and Macauley Road bridges, over Moonee Ponds Creek ... cheers, [redacted]
108671 **Will present at FMC**	Community Safety Officer program support	I strongly support the continued funding and expansion of the Community Safety Officer (CSO) program in the 2026–2027 budget. Our area is currently experiencing frequent anti-social behaviour, criminal activity, and safety concerns affecting residents, staff, and businesses on a daily basis. The presence of CSOs has been valuable in providing visible support, early intervention, and engagement with vulnerable

		individuals. However, for this program to be effective, it is critical that resources are not only increased overall, but are consistently allocated to high-risk areas such as Katherine Square, Hay Place, and surrounding laneways, where there is a clear and ongoing need. I urge Council to ensure that the expanded CSO program includes dedicated and regular coverage for this precinct. Thank you for the opportunity to provide feedback.
108672	Community Safety Officer program support	I work in the King St / Katherine Square / Hay Place precinct on weekdays. I strongly support the continued funding and expansion of the Community Safety Officer (CSO) program in the 2026–2027 budget. Our area is currently experiencing frequent anti-social behaviour, criminal activity, and safety concerns affecting residents, staff, and businesses on a daily basis. The presence of CSOs has been valuable in providing visible support, early intervention, and engagement with vulnerable individuals. However, for this program to be effective, it is critical that resources are not only increased overall, but are consistently allocated to high-risk areas such as Katherine Square, Hay Place, and surrounding laneways, where there is a clear and ongoing need. I urge Council to ensure that the expanded CSO program includes dedicated and regular coverage for this precinct. Thank you for the opportunity to provide feedback.
108673	Community Safety Officer program support	I work in the King Street / Katherine Square / Hay Place precinct on weekdays and am writing in strong support of continued funding and expansion of the Community Safety Officer (CSO) program in the 2026–2027 budget. Our precinct experiences frequent anti-social behaviour, criminal activity, and safety concerns that affect residents, workers, and businesses on a daily basis. The presence of CSOs has made a meaningful difference, providing visible deterrence, early intervention, and compassionate engagement with vulnerable individuals. However, increased resourcing alone will not be sufficient. For the program to be truly effective, funding must translate into consistent, dedicated coverage of high-risk locations such as Katherine Square, Hay Place, and the surrounding laneways, where need is clear and ongoing. I urge Council to ensure that any expansion of the CSO program includes regular, reliable allocation of officers to this precinct, not just additional resources distributed broadly across the city. Thank you for the opportunity to provide feedback.

Annual Plan and Budget 2026-27 Community consultation: Full verbatim submissions

108675	Community Safety Officer program support	I am a worker in the King St / Katherine Square / Hay Place precinct. I strongly support the continued funding and expansion of the Community Safety Officer (CSO) program in the 2026–2027 budget. Our area is currently experiencing frequent anti-social behaviour, criminal activity, and safety concerns affecting residents, staff, and businesses on a daily basis. The presence of CSOs has been valuable in providing visible support, early intervention, and engagement with vulnerable individuals. However, for this program to be effective, it is critical that resources are not only increased overall, but are consistently allocated to high-risk areas such as Katherine Square, Hay Place, and surrounding laneways, where there is a clear and ongoing need. I urge Council to ensure that the expanded CSO program includes dedicated and regular coverage for this precinct. Thank you for the opportunity to provide feedback.
108678	Arts grants CCTV camera program Community Safety Officer program support Events and festivals Homelessness services LGBTQIA+ services Street lighting Tourism and visitor economy	I'm submitting this as a lighting designer and night time specialist. My work focuses on how cities perform after dark. It looks at safety perception, economic and cultural activity, and how daytime design decisions play out at night. This is constructive feedback. Melbourne can take a more rigorous approach to its night time public realm. On lighting The laneway lighting uplift is welcome. Hosier Lane and Flinders Lane justify investment. But lighting is framed as asset renewal or safety response. That is not a design strategy. There is no lighting master plan, no reference to evidence or ecology, and no link to the $4.5 million public art program. Night design is about impact on people and place, not just compliance. Council should develop a Night Time Lighting Design Framework to guide future projects beyond lux targets. On safety Expanding CCTV and Community Safety Officers responds to concern. That is understood. But evidence on perceived safety is clear. It comes from legibility, active edges, social presence, and lighting that reveals space. Surveillance density does not predict how safe people feel. Melbourne is investing in monitoring rather than design. A night time safety audit of key spaces would strengthen this. It should go beyond cameras and include co-design with women, LGBTQIA+ communities, rough sleepers, and night workers. On the night time economy Melbourne has a major night economy across hospitality, music,

		retail, and events. The budget backs events and seasonal programming. That helps, but it is not enough. There is no Night Time Economy Strategy, no governance model, and no dedicated role. Other cities have this and see returns through fewer conflicts and stronger growth. This is not a large cost. It is a decision to give night time a clear mandate. On public art The funding for artist grants and public art is strong. But most public art works only in daylight. A simple requirement for a night brief in all commissions would extend value at low cost. Summary The plan sets out a liveable, vibrant, safe, inclusive city. That must hold across 24 hours. The night needs to be designed, not just managed. The budget includes solid investments. What is missing is a framework that connects them, and governance that gives night time a permanent role in decisions.
108685	Bicycle lanes Climate and sustainability EV charging infrastructure Footpath maintenance Greening and open space Parking fees Pedestrianise city streets Public transport	I am writing to provide feedback on the Draft Budget 2026-27. While I support the proposed investments in safety, I believe the budget must more explicitly commit to physically protected, Scandinavian style cycling infrastructure and a move away from car-centric design to meet Melbourne's long-term vision. 1. The Importance of Physical Separation To make Melbourne a world-class city, we must move away from painted lanes toward high-quality, physically protected bike lanes. Taking inspiration from Scandinavian cities like Copenhagen, we need infrastructure that treats cycling as serious transport. Crucially, separate lanes keep car traffic moving unimpeded by bicycles, which reduces friction and makes the commute safer and more predictable for everyone. 2. Reducing Car Dominance and Parking Clutter I urge the Council to look toward cities like Vienna, Austria, which has successfully removed on-street parking to create "neighbourhood oases" with trees and seating. As noted in Donald Shoup's "The High Cost of Free Parking", free or cheap on-street parking induces traffic, increases pollution, and occupies vast amounts of public space with visual clutter. Removing this reliance on curb-side parking opens up streets for cafes and restaurants to thrive, creating vibrant, quiet spaces without the constant noise and hazard of through-traffic. 3. Investing in a Post-Oil Future With rising oil prices and the need for climate action, the budget must prioritise a shift away from private cars. We should look to Japan as a gold standard for public transport, where high-frequency links make car ownership a choice rather than a necessity. Specifically, I recommend: New East-to-West Links: Funding for improved cross-city public transport corridors to better connect commuters. Future Infrastructure: Reallocating road maintenance funds

		toward reliable, high-capacity transit options that remain affordable as fuel costs rise. 4. Recommendations for 2026-27: Accelerate Protected Lanes: Use the capital works budget for physical barriers, such as kerbs, on key arterial routes into the city centre. Economic Rejuvenation: Replace underutilised on-street parking with wider footpaths and greenery to increase retail footfall. Noise Reduction: Recognise that reducing car dominance directly improves the livability of Melbourne's dining precincts. Melbourne is at its best when it is built for people, not for parking. I urge the Council to build the permanent, high-quality infrastructure required to make active transport and public transit the safest choice for all residents.
108686	City cleaning Community Safety Officer program support Drug and substance issues Graffiti management Homelessness services	Hello, my name is [redacted] - I work in an office around King Street/Flinders Lane/Hay Place, Mon-Fri. I am in favour of the strengthening of the Community Safety Officer (CSO) program in the 2026–2027 budget. Over the last few years, the environment in the area has gotten increasingly worse with regard to some of the people hanging around. Although I truly have compassion for the struggles that have led these unfortunate people to be in this situation - unfortunately, their presence is not harmless to us regular folk who are just trying to earn a living on a daily basis. The behaviour in particular includes: Crimes - such as breaking into cars Open drug use Intimidating/anti-social behaviour - such as screaming obscenities, fighting, mental health/drug induced displays etc Vandalism and littering - making the streets a complete mess. I do not leave the office without checking on our cameras who is hanging around at either entrance to our building, as it feels unsafe. It is a difficult situation for everyone. I believe an expanded CSO can be effective in helping these people and making the community a bit more pleasant for the rest of us.
108691 **Will present at FMC**	Food insecurity	Melbourne Meal Loop, a community campaign formed through Climate Voices at Carlton Neighbourhood Learning Centre, advocates for a $50,000 allocation in the 2026–27 budget to pilot coordinated surplus food redistribution, arguing it would reduce waste, address food insecurity, and strengthen community resilience. **Attached document**
108692	Community Safety Officer program support	I am a property owner & business operator in the Katherine Square / Hay Place precinct since 2016. I strongly support the continued funding and expansion of the City Safety Officer (CSO) program in the 2026–2027 budget.

		Having been here for over 10yrs, we've realised in the last couple of years our area has been experiencing frequent anti-social behaviour, criminal activity, and heightened safety concerns affecting staff, visitors and businesses on a daily basis. The presence of CSOs has been valuable in providing visible support, early intervention, and engagement with vulnerable individuals. However, for this program to be effective, it is critical that resources are not only increased overall, but are consistently allocated to high-risk areas such as Katherine Square, Hay Place, and surrounding laneways, where there is a clear and ongoing need. I urge Council to ensure that the expanded CSO program includes dedicated and regular coverage for this precinct. Thank you for the opportunity to provide feedback.
108694 **Will present at FMC**	Funding request	Special Olympics Australia seeks $150,000 in council budget funding to support the 2026 National Games in Melbourne. The submission argues investment will deliver an inclusive, landmark disability sporting event, redress historic underfunding of intellectual disability sport, and generate community, economic and reputational benefits for the city. **Attached document**
108695	Climate and sustainability Greening and open space	I feel that council should consider more edible gardens accessible to everyone considering food security issues on the rise - not just greening or increasing biodiversity but more food growing.0
108697	City cleaning Greening and open space	Create more friendly off leash dog parks. Currently in southbank there's only 1 off leash park near tram 58 and it's really dirty and stinky especially when it rains.
108698	City cleaning Greening and open space Library services Public transport Street lighting	I support updating the Boyd library precinct in Southbank. The library although fabulous has outgrown its footprint. The cleanliness of the streets in Southbank needs to be improved and the power street road is a danger to the community and needs to be fixed to seperate traffic from pedestrians. Better green spaces and parks in Southbank are an absolute must. The risky park and the library one are the bare minimum but are not fenced off from busy roads to protect children!! Whoever designs these open parks do not consult with parents of young kids. The other thing required is to enforce that Melbourne square reserve green space. They cannot build it in with apartments, that would be a horrible use of this space. The basketball court there is a great community asset. My other gripe is getting to the tram stop at the city road (number 58) going to the lights after walking through the park near the library takes so long. People illegally cross between Indi and the Library and cross the off ramp. It would be great if there was some sort of formal crossing there as this is what makes sense. I also don't love walking through that park at night because it feels dangerous and would prefer to walk along the buildings and onto

		kavanagh street but there are no lights from the tram stop along city road into Balston st!
108699	Greening and open space Public transport	Can Undercroft have cricket nets? As we don't have any in Southbank That are easily accessible by public transport and there are a lot of families from Southbank that would use the facilities if made availlable. The skating place is already there on the other side where the tram stop is and is hardly used.
108700	City cleaning Drug and substance issues Greening and open space Homelessness services Waste and recycling	As an eight-year resident of Southbank, providing feedback on the Draft Budget. While I welcome the commitment to increasing green spaces, the practical execution of existing sites and the management of our growing density require urgent attention to ensure the area remains liveable for long-term residents. 1. Practicality and Hygiene of Dog Parks (Moray St Reserve) While the concept of the dog park at Moray Street was a positive addition, its current design is failing the community. The Issue: The sand-based surface is highly impractical for a high-density area. In an environment where most residents live in apartments, returning home with a pet covered in wet, odorous sand is a significant hygiene concern. The Request: The budget should allocate funds to retrofit the Moray Street Reserve with modern, permeable synthetic turf or treated gravel that allows for proper drainage and easier cleaning. 2. Inclusive Social Spaces: Melbourne Square & Boyd Park Public spaces in Southbank serve a vital role beyond exercise—they are key sites for community socialisation. The Opportunity: We have seen immense value in using local dogs to help neighbourhood children overcome phobias through "meet-and-greet" interactions. This requires safe, clean, and designated environments. The Request: I urge the Council to ensure that future stages of Melbourne Square and the ongoing management of Boyd Park include dedicated, high-quality areas for dogs. These should be designed as inclusive zones that allow for supervised, positive exposure between pets and residents, especially children. 3. Construction Impact and Resident Amenity Southbank residents understand the need for housing, but the "luxury" of a quiet suburban buffer does not exist here. The Issue: The 7:00 AM start time for high-impact noise, coupled with the conduct of some work crews (including offensive language and left-behind rubbish), is significantly impacting the quality of life for those in adjacent apartments. The Request: I propose a review of permitted high-impact noise hours in high-density residential zones and stricter enforcement of site management protocols regarding rubbish and contractor conduct. 4. Public Health, Safety, and Support Services There is a visible and growing issue with substance-related litter (specifically nitrous oxide canisters) and individuals experiencing mental health crises. The Request: The budget must move beyond a security-only response and prioritise: Enhanced street cleaning schedules to remove hazardous substance waste.

		Funded mental health outreach and the provision of temporary housing as a standard support mechanism for vulnerable community members. For those of us who have called Southbank home for nearly a decade, we want to see this neighbourhood thrive as a sustainable community, not just a construction zone. I ask the Council to prioritise these refinements to ensure our public spaces are functional, clean, and respectful of the residents who live here.
108701	Greening and open space Street lighting	With the new building at Boyd park The area needs lighting around the park for it to be safe for kids to play in winter months. This would also prevent unlawful behaviour if the area is a bit lit up till like 9 pm just like it is for the rock park and lagoon reserve in South Melbourne
108703	Little India precinct opposition	I don't think little India is a good idea, there are plenty of suburbs with a decent amount of Indian population and shops, given how people commented online regarding the idea, I am afraid this may affect the price of properties and willingness of people coming to Docklands from now on.
108705	Little India precinct opposition	NO to Little India in Docklands. [redacted] I migrated 20 years ago myself and Australia is becoming less and less Australian. We do not need to make this worse. If Docklands becomes Little India I'm going to avoid the place like a plague. Please consider the wants of the Australians.
108708	Council rate increase Little India precinct opposition	This is about the proposed Little India Precinct. I am of Indian heritage born in Singapore. I came here in 2003 and live in Geelong. I have assimilated into the Australian way of life and am very happy here. Australians of Indian heritage come from many places- Singapore, Malaysia, Fiji,Mauritius, South Africa and Sri Lanka and Nepal. All of us practice our faith and language and festivals in different ways. The recent influx of migrants from India in the past 6 to 7 years and their arrival has posed unprecedented racism to the whole Indian people as a whole. We are as a whole community marginalised and racially vilified even though we are different to them. The precinct is not going to include any contributions from immigrants of Indian heritage from other countries. This is only going to be from Indians from India as Australia thinks all brown people are from India. If Melbourne wants to have a precinct of Indian heritage it must first identify the different and various types of Indian communities that can contribute culturally to the precinct. I fear that only Indian migrants from India and especially the North Indians will be represented and the rest left out. And also in times of these periods where the whole community (irrespective of where they come from) is racially abused is this a right time to propose such a proposal? Australians are experiencing costs of living crisis and I'm sure the amount could be put towards other projects that can benefit the people. Werribee , Tarneit, Pt. Cook, Clyde, Dandenong are already labelled Little India - do we officially need another one. Thank you

Annual Plan and Budget 2026-27 Community consultation: Full verbatim submissions

108710 **Will present at FMC**	Arts venues	La Mama Theatre advocates for increased and sustained council funding for grassroots and small-to-medium arts venues. They seek higher operational and multi-year funding to address rising costs, arguing this investment is essential to sustaining Melbourne's creative ecosystem, community wellbeing, local activation, and cultural leadership. **Attached document**
108711	Little India precinct opposition	I'm writing this in relation to the little India proposal. Coming from an India origin myself and living here for the last 20 years, I'm not supportive of this idea at all. Indians or any other nationalities need to assimilate into Australian culture. There are many ways to be culturally diverse and this in my opinion is not one of them. Little India proposal represents Diwali excluding other major religions and their celebrations such as Christmas and Ramadan. This is misrepresentation of India with a biased view towards just one religion and discrimination of other major religions such as Christianity (30 million plus Christians are in India) which I do not understand and agree with. Indians migrating it have more than enough options to experience Indian food and culture here and we do not need any more of these. I hope we do not progress with this proposal as I'm seeing this as something detrimental to the future state of building a vibrant Melbourne.
108714	Homelessness services Little India precinct opposition	I am not in support of the little india project and I don't like the way this is a project that was decided without the input of people residing in Melbourne. A proposal should be advertised to all council residents, that should be voted upon, before the city of melb dumps an obscene amount of money to cater to the few. That money could have been redirected to support people experiencing homelessness, or people who have been victims of crime given the record-high crime stats. Shameful.
108716	Footpath maintenance Greening and open space Library services Little India precinct opposition Local markets and small business Public transport Schooling and childcare	It seems a waste to invest 1.2 million on 'advancing' the 'Little India' tought-bubble. There are no built form conditions for such, and such cultural precincts emerge naturally when they do, they can't be imposed top-down. Instead Council should prioritise projects with immediate effect on people's life quality, that also stimulates local economies. Some opportunities to make a major difference in Docklands: - extend opening hours of the Library at the Docks on Sunday, where demand is high, yet the library only open for 4h, as a sleeping asset. This will also attract more people and hence indirectly will support local businesses. - automate green lights for pedestrians at all crossings, as in the CBD. Docklands is no longer the car-oriented suburb it was 30 years ago, with the vast majority of people walking, yet traffic still in part managed to prioritise vehicles. - bring forward the planned new tram stop near Docklands Primary School on Footscray Rd at the current terminus, with a new pedestrian crossing. Urbanise (or plan for) the section of Footscray Rd between Lt Docklands Dr and Harbour Esplanade to increase safety for children, including noise and air pollution next to the school (of over 600 children). Shouldn't children be a priority? - allow temporary use of designated sites along Harbour

		Esplanade to be used by stalls set up by community organisations or small local businesses at no rental cost, based on the 'florist model' in front of Town Hall. This will increase safety and civility in the area, stimulate local start-ups, and provide a better public domain.
108717	Community Safety Officer program support	I a worker in the King St / Katherine Square / Hay Place precinct. I strongly support the continued funding and expansion of the Community Safety Officer (CSO) program in the 2026–2027 budget. Our area is currently experiencing frequent anti-social behaviour, criminal activity, and safety concerns affecting residents, staff, and businesses on a daily basis. The presence of CSOs has been valuable in providing visible support, early intervention, and engagement with vulnerable individuals. However, for this program to be effective, it is critical that resources are not only increased overall, but are consistently allocated to high-risk areas such as Katherine Square, Hay Place, and surrounding laneways, where there is a clear and ongoing need. I urge Council to ensure that the expanded CSO program includes dedicated and regular coverage for this precinct. Thank you for the opportunity to provide feedback.
108718	Community Safety Officer program support	My name is [redacted] I am a property owner / business operator in the Katherine Square / Hay Place precinct. I strongly support the continued funding and expansion of the Community Safety Officer (CSO) program in the 2026–2027 budget. Our segment of the city frequently experiences anti-social behaviour, criminal activity, and safety concerns affecting residents, staff, and businesses on a daily basis. The presence of CSOs has been valuable in providing visible support, early intervention, and engagement with vulnerable individuals. However, for this program to be effective, it is critical that resources are not only increased overall, but are consistently allocated to high-risk areas and for the council to better engage within its communities to understand the impacts being felt on a daily basis. I urge Council to ensure that the expanded CSO program includes dedicated and regular coverage for this precinct.

Annual Plan and Budget 2026-27 Community consultation: Full verbatim submissions

		Thank you for the opportunity to provide feedback.
108723	Little India precinct opposition	Not sure about the proposed little India precinct and think its important to clarify where this is planned The impact of this on residents should include extensive consultation as this will change the dynamics of residential areas No information has been made available about where this is planned It would be good to differentiate between the south side of Docklands near Lorimer and South Wharf v Docklands.
108724	Footpath maintenance Greening and open space Little India precinct opposition Pool and recreation fees	As a resident of Docklands I have a few concerns about the draft budget which I hope the Council will address: * Little to no funding for capital works that would repair damaged promenades along Victoria Harbour, and expected closure of the promenade for most of 2026 * No funding for advancing the Swimmable Birrarung policy, including no funding / scoping for potential floaring swimming pool in Victoria Harbour * Announcing next stage of a Little India without community consultation, or even ground-up support * No funding to support the derelict MPavillion by A_LA (2015), which is falling to pieces
108725	Drug and substance issues Little India precinct opposition Pool and recreation fees Street lighting	I have several concerns about the budget that I wish Council to consider. 1) I would like to see a swimming pool in the Docklands community. Despite 18,000+ residents in the community, there is no public pool. The closest is located in North Melbourne, and is not 50m, and is closed in Winter. A swimming pool seems like a core Council service, and a great way to combat obesity and create community life. 2) I have concerns that the Little India idea was announced without community consultation. There does not seem to be enough evidence to justify such an initiative. 3) I am concerned by the Cohealth-run community health hub at 244 Flinders St and hydromorphone treatment service. Of course, the service is essential. However, the location is a big concern as the site will attract users of the facility to intermingle alongside a high-traffic area. A more suitable location would be in Parkville, closer to health services, or in Fishermans Bend, a more calm area. 4) I would like to see the lighting laneways policy implemented. I noticed money in last year's budget for this, but then no lanes were lit up.
108726	Little India precinct opposition Local markets and small business	I am concerned with the development of "little india" in the docklands. The docklands is a very diverse community with people of all backgrounds and races and different cuisines and businesses. That is the reason I chose to live here, as an Indian person myself. Developing little india would create segregation - It could drive away the multi-culture in favour of one. I fear that it would create a hub for just one nationality, making others feel

		unwelcome - like docklands is where all the Indians live or there are just Indian restaurants. This may negatively impact the non Indian establishments if docklands becomes known as "little India", who will come in search for Italian food etc? India also has many different cultures and faiths - it is not clear how all would be accommodated.
108730	Community Safety Officer program opposition Drug and substance issues Homelessness services	Funding for the CSO should be reallocated to services that are actually effective at improving community safety, like mental health, AOD or housing outreach. The CSO is just double handing matters with VicPol, and is not an effective use of public money. If the council wants to spend over 3 million dollars on a program, there should also be an evaluation of it before it is made permanent.
108732	Community Safety Officer program opposition Homelessness services	What aren't you protecting homeless people ? It's disgusting that you have what amounts to thugs harassing homeless people in the streets. Counsellors who support these actions should be fired.
108735	Little India precinct opposition	Attached objection to this offensive Little India failure project. **Attached document**
108736	City cleaning Community Safety Officer program support Street lighting Tourism and visitor economy	I am currently working [redacted] in a hotel on the corner of flinders street and spencer street, and I would like to provide feedback with a strong focus on safety and cleanliness, as these are the most critical factors affecting both my work and daily life. Working in a 24/7 environment means staff and guests are frequently moving around the city late at night and early in the morning. Well-lit streets, a visible security presence, and proactive management of antisocial behaviour are essential in ensuring people feel safe. Guests often rely on our guidance when exploring the city, and when safety is a concern, it directly impacts their experience and their perception of Melbourne as a destination. Cleanliness of public spaces is equally important. I regularly receive feedback from guests about the condition of surrounding streets, laneways, and public areas, and issues such as litter, overflowing bins, and poor maintenance leave a negative impression. A clean city not only improves day-to-day liveability for workers like myself but also plays a key role in supporting tourism and local businesses. While other initiatives are valuable, maintaining high standards of safety and cleanliness should remain the top priority, as they form the foundation of a positive experience for residents, workers, and visitors alike.
108737	Community Safety Officer program support Drug and substance issues Tourism and visitor economy	I [redacted] and am onsite during weekdays. I strongly support for continued and expansion of the Community Safety Officer program in the 2026-2027 budget. There has been an increase in the area of anti-social behavior, criminal activity and this has raised real safety concerns for our guests, residents and staff. Property damage has also increased, which is costing the business a lot of time and money to repair. The illegal activity in the area is directly impacting our ability to operate the business and maintain a safe environment for our guests and staff. This also directly impacts the appeal of tourists visiting this area.

Annual Plan and Budget 2026-27 Community consultation: Full verbatim submissions

		I urge the Council to take this concerns seriously and hope an increase of resources can improve the current environment.
108738 **Will present at FMC**	Community Safety Officer program support Little India precinct support Public transport Street lighting	Support: I support all the current initiatives outlined in the draft budget plan. In particular, the establishment of a Little India precinct in Docklands would greatly enhance foot traffic in the area and encourage more people to visit and engage with the city on a regular basis. Suggestions for Council Consideration: Since the opening of the Make Room project at 602 Little Bourke Street, there has been a significant increase in security incidents, including antisocial behaviour caused by the residents of that building. As a result, this area - particularly Little Bourke Street between King Street and Spencer Street, has become a source of major security concern for local residents and visitors. This is a densely populated precinct that was previously a welcoming place for community members to enjoy evening walks and visit the many restaurants in the area. Unfortunately, due to repeated antisocial behaviour and several serious safety incidents since the opening of the building, many people now feel unsafe using this space. I am a member of the owners corporation committee for a building within this precinct, and I am appalled by both the frequency and severity of the safety incidents that continue to be reported. I firmly believe that this situation does not reflect the values or standards that the City of Melbourne stands for. I respectfully urge the council to consider the following actions: 1. Increase the patrols and ongoing presence of community safety officers along Little Bourke Street between King Street and Spencer Street to help deter antisocial behaviour and improve public safety. 2. Improve street lighting along Little Bourke Street, as the area is currently very poorly lit. Brighter lighting would significantly improve visibility and help residents and visitors feel safer, particularly at night. Public Transport Safety Additionally, I request that the council consider upgrading the tram stops along Spencer Street for Tram Route 86. The current stops are extremely cramped and do not provide sufficient space for safe boarding and disembarking. This often forces pedestrians to step onto Spencer Street to allow passengers to exit trams, creating a significant safety hazard for community members.
108740	Council rate increase	There was a promise of no rate increases Why are you talking about increasing the rates
108741	Arts grants	I am making this submission for the draft budget in the hope that it may be possible to finally complete the Melbourne Town Hall Grand Concert Organ. I am very grateful to Cr Dr Olivia Ball and Mr Miles Brown for their support in this matter.

Annual Plan and Budget 2026-27 Community consultation: Full verbatim submissions

Will present at FMC		To give you all some very brief information on my background and why I am writing to you about this (and I am very conscious of not wanting to “blow my own trumpet”!) - the next couple of paragraphs are meant purely to fill you in on my experience in this matter. I was fortunate to first perform on the MTH Grand Organ in my teens in the 1980s and, during 1990 and 1991, I was given the honour of unrestricted access to the instrument to prepare for the first major commercial recording of the MTH Grand Organ. That album was planned by the CoM as part of the City's 150th birthday in 1992 and was launched by the then Lord Mayor, Des Clark. The council then presented me in a year-long series of weekly lunchtime concerts on the MTH Grand Organ in 1994. Nine years later, I was fortunate to perform the opening solo concert on the rebuilt organ in 2001 as well as to record another album which sold out within hours of release. I also recorded, in 2011, the 10th Anniversary album on the rebuilt Grand Organ. Council publicity at the time stated that I had performed more on the Melbourne Town Hall Organ than any other living organist (which made me sound like a dinosaur (!) - although I'm only 52 now!). Although the MTH Grand Organ is already the largest and most valuable musical instrument in the southern hemisphere, it is still not complete in line with the 1929 / 1997-2001 vision for the instrument. The Echo Organ, originally installed at the rear of the main auditorium in 1929 - with over 1100 hand-crafted organ pipes, had been removed into storage by the time I first played the instrument in the 1980s. As part of the major work undertaken in 1997-2001, the Echo reinstallation remained "prepared-for", together with some other pipes within the main organ chamber, as a line had to be drawn somewhere at the time for the $4.5m project. As a purely financial comparison, a very rough replacement value for the instrument would be in the many tens of millions, placing it among the most expensive musical instruments of any kind in the world - probably within the top 10 or so most expensive, and a cultural asset of which we should all be so very proud! As the centenary of the present MTH Grand Organ is coming up in 2029, and as part of the 1997-2001 control system now really needs upgrading to keep up with the latest modern technology (imagine running the CoM offices with a 1999 iMac G3!), given the timelines involved in the planning and preparation of a project of this nature, hopefully now might be the time to "strike while the iron's hot" and see if we could finally complete the Town Hall Grand Organ.

Annual Plan and Budget 2026-27 Community consultation: Full verbatim submissions

108744 **Will present at FMC**	Arts grants Bicycle lanes Climate and sustainability First Nations funding investment Footpath maintenance Greening and open space Pedestrianise city streets Public toilets and amenities Public transport Street lighting West Gate Tunnel impact	1. Moonee Ponds Creek: Revitalization & Active Transport The Moonee Ponds Creek corridor requires a comprehensive upgrade to transition from a utilitarian waterway into a high-quality recreational spine. Infrastructure & Safety: Immediate investment in cycling infrastructure is needed, specifically focusing on upgrading lighting to improve commuter safety and modernizing amenities (seating, water stations, and repair hubs). Ecological Restoration: A robust revegetation program should prioritize indigenous tree planting to increase canopy cover, reduce the heat island effect, and improve local biodiversity. Cultural Context through Art: Commissioning public artwork along the route will serve as a visual bridge, creating a cohesive narrative between North Melbourne and Kensington, celebrating the area's unique heritage. 2. Urban Connectivity & Arterial Integration The expansion of local activity centers is currently hindered by the physical barrier of major arterial roads. Pedestrian & Cycle Links: New funding should be allocated to bridge the divide between North Melbourne and Kensington, ensuring that arterial roads do not isolate residents from emerging services and social hubs. Arden Precinct Integration: As the Arden Precinct develops, it is vital that it is not designed as an island. Strategic investment is required to ensure seamless transit and pedestrian flow between Arden and the established surrounding neighborhoods. 3. Motorway Noise Mitigation & Living Standards With recent rezoning increasing residential density, the impact of the adjacent motorway on living standards must be addressed. While the 80 km/h limit is appropriate, non-compliance is significantly degrading local amenity. Speed & Noise Enforcement: The budget should include provisions for speed cameras and the pilot of noise-limiting technology (acoustic cameras) to deter excessive engine braking and high-speed transit. Prioritizing Residents: As this area transitions into a high-density living zone, the focus of transport management must shift from transit throughput to protecting the health and well-being of the long-term community.
108746	Homelessness	Homeless Persons Union Victoria (HPUV) is a grassroots organisation representing people experiencing homelessness. HPUV opposes the City of Melbourne's proposal to double funding for Community Safety Officers, arguing the program is punitive, harmful and ineffective. They advocate redirecting funding toward housing, non-punitive outreach, mental health support and essential infrastructure. Their submission refers to

		evidence of discrimination, alleged misuse of force, lack of independent evaluation, and the absence of genuine pathways out of homelessness amid severe housing shortages. **Attached document**
108748 **Will present at FMC**	Events and festivals Little India precinct opposition Stolen Generations Marker Street lighting	I want to provide feedback on the budget section "Bringing our streets to life": 1) Decorative lighting in Hosier Lane and Hardware Lane, as well as lighting upgrades in Flinders Lane, Little Bourke Street and Healeys Lane. 2) Progressing the Little India precinct in Docklands. 3) Major city events including New Year's Eve, Moomba and the Christmas Festival. 5) More multicultural activations and events. 6) Public art projects, including the Stolen Generations Marker As a Melbourne, Australian citizen, I believe the existing festivals in #3 always have a place in the budget, the way it is celebrated every year is enough and doesn't need any additional public funding. However, with regards to #1, #2 and #4, these are absolutely unnecessary burden on the city of Melbourne and should not be a part of the budget. #3 is enough to address the community festivals, which should and must celebrate Australian way of life in Australia. I don't support the idea of Little India precinct, and I don't support the idea of community appeasement. We're Australians, we celebrate Australia as one. Please stop spending on unnecessary, unfruitful events. If there's surplus amount, there's no harm. Victoria will have less federal debt. If there's a fixed amount and city of Melbourne has to spend it, then please increase and improve in hospital the healthcare doctors.
108750 **Will present at FMC**	Community Safety Officer program support	We manage [redacted] in the Katherine Square / Hay Place precinct. I strongly support the continued funding and expansion of the City Safety Officer (CSO) program in the 2026–2027 budget. Our area is currently experiencing frequent anti-social behaviour, criminal activity, and safety concerns affecting residents, staff, and businesses on a daily basis. The presence of CSOs has been valuable in providing visible support, early intervention, and engagement with vulnerable individuals. However, for this program to be effective, it is critical that resources are not only increased overall, but are consistently allocated to high-risk areas such as Katherine Square, Hay Place, and surrounding laneways, where there is a clear and ongoing need. I urge Council to ensure that the expanded CSO program includes dedicated and regular coverage for this precinct. Thank you for the opportunity to provide feedback.
108751	City cleaning Community Safety Officer	Would love if the city of melbourne local laws teams and community safety teams do more adhoc patrols of Docklands to

	program support Greening and open space Waste and recycling	target people littering. A noticeable area of rubbish and concern would be Ron Barassi Snr Park. Could we also think about more open green space for residents of Docklands. There is a lot of apartment buildings going up but we also need greenspace for children of the future.
108752	Community Safety Officer program support Drug and substance issues Graffiti management	I am a property owner and current [redacted] in the Katherine Square / Hay Place precinct. Our office overlooks one of the laneways and the amount of crime that occurs on a daily basis ineeds to be seen to be believed I strongly support the continued funding and expansion of the City Safety Officer (CSO) program in the 2026–2027 budget. Our area is currently experiencing frequent anti-social behaviour, criminal activity, and safety concerns affecting residents, staff, and businesses on a daily basis. Our staff are currently calling the police on average once a week. This is either due to violence, drug deals, vandolism & a general feeling of staff not feeling safe. The presence of CSOs has been valuable in providing visible support, early intervention, and engagement with vulnerable individuals. However, for this program to be effective, it is critical that resources are not only increased overall, but are consistently allocated to high-risk areas such as Katherine Square, Hay Place, and surrounding laneways, where there is a clear and ongoing need. I urge Council to ensure that the expanded CSO program includes dedicated and regular coverage for this precinct. Thank you for the opportunity to provide feedback. Kind regards, [redacted]
108753 **Will present at FMC**	Community Safety Officer program support	I am a property owner / business operator in the Katherine Square / Hay Place precinct. I strongly support the continued funding and expansion of the City Safety Officer (CSO) program in the 2026–2027 budget. Our area is currently experiencing frequent anti-social behaviour, criminal activity, and safety concerns affecting residents, staff, and businesses on a daily basis. The presence of CSOs has been valuable in providing visible support, early intervention, and engagement with vulnerable individuals. However, for this program to be effective, it is critical that resources are not only increased overall, but are consistently allocated to high-risk areas such as Katherine Square, Hay Place, and surrounding laneways, where there is a clear and ongoing

		need. I urge Council to ensure that the expanded CSO program includes dedicated and regular coverage for this precinct. Thank you for the opportunity to provide feedback.
108754	CCTV camera program City cleaning Drug and substance issues Graffiti management Greening and open space Local markets and small business Public toilets and amenities Street lighting	Hello I am one of the [redacted] I would like you to consider the following improvements to what we would consider to be one of the most dangerous areas in the Melbourne CBD. 1. Increased lighting and city safe camera monitoring in Flinders Court. This court is [redacted]. It is used every day for injecting drugs, beatings, theft, graffiti, and as a toilet. We would like some improvements put in place to stop the anti social behaviours happening right outside our windows. 2. Toilet facilities at the southern end of Elizabeth Street. We are really shocked to often see men, women and children going to the toilet on the ground in Flinders Court. The daily cleaners of the small lane will be able to speak to the state of this lane. [redacted]. This really needs to be addressed. 3. I[redacted]. The nicest thing to happen which brought "peace" to this block was when the green turf was laid at the southern end of Elizabeth Street. It made the area quiet, and brought people to the area to sit and have their lunch. I'd like to see options like this considered. When the area fills with the normal "folk" of the city, the trouble on this strip tends to be less. The green grass and buskers always bring down the temperature in this area. 4. Can we encourage the owners of the empty shops on Elizabeth Street (southern end) to rent them cheaply to artists or traders cheaply on short leases until they can get a long term tenant? Again, bringing more regular city dwellers and shoppers to the area brings some peace down here. Thank you [redacted]
108755	Greening and open space Little India precinct opposition Schooling and childcare Senior citizen and pensioner support Youth services	I am writing as a Docklands resident and parent regarding the proposed $1.2 million budget allocation toward establishing a “Little India” precinct. I strongly believe this funding would be better invested in addressing existing community needs that directly benefit local residents. Docklands requires improved infrastructure for families, including expanded spaces for children, better parks and playgrounds, safer public areas, and more activities for young people. There are also important gaps in facilities and accessible spaces for elderly residents. As Docklands continues to grow, Council should prioritise practical investments that improve safety, liveability, and long-term community wellbeing for all residents. I respectfully urge Council to reconsider this proposal and redirect funding toward infrastructure and services that better support families, children, and seniors.
108757	Greening and open space Little India precinct	We are writing as a group of parents from Docklands Primary School to express our concerns regarding the proposed allocation of $1.2 million toward establishing a “Little India” precinct in

Will present at FMC	opposition Schooling and childcare Senior citizen and pensioner support	Docklands. As families living and raising children in this community, we believe this funding would be better directed toward addressing the real needs of local residents—particularly children and families. Docklands is a growing family area, yet there are still significant gaps in infrastructure that directly impact daily life. These include: - Limited childcare and daycare availability - No local high school for growing families - Insufficient activities and facilities for children and teenagers - A need for better parks, playgrounds, and safer public spaces - Greater support and accessible amenities for elderly residents As parents, we believe investment should prioritise strengthening Docklands as a safe, liveable, and family-friendly community. Redirecting this budget toward improving educational support, family infrastructure, recreational spaces, and safety measures would deliver far greater long-term value for residents and future generations. Docklands should continue to evolve as an inclusive and vibrant area that supports all families and residents, rather than focusing on a single-themed precinct. We respectfully urge Council to reconsider this proposal and prioritise practical community investments that better reflect the needs of Docklands residents.
108758	Community Safety Officer program support	I strongly support the continued funding and expansion of the City Safety Officer (CSO) program, Focusing on eliminating/minimizing anti-social behavior, criminal activity, and safety concerns affecting residents, staff, and businesses on a daily basis (As experienced in area around Melbourne City Mission), should have a positive effect on visitors, residents and workers. Eliminating or reducing budget for the program signals acceptance of bad behavior, the police do what they can but are limited to criminal activity. The presence of CSOs has been valuable in providing visible support, early intervention, and engagement with vulnerable individuals. However, for this program to be effective, it is critical that resources are not only increased overall but are consistently allocated to high-risk areas such as Katherine Square, Hay Place, and surrounding laneways, where there is a clear and ongoing need. I urge Council to ensure that the expanded CSO program includes dedicated and regular coverage for this precinct. Thank you for the opportunity to provide feedback.
108759	Community Safety Officer program support	I am a property owner in the Katherine Square / Hay Place precinct.

Annual Plan and Budget 2026-27 Community consultation: Full verbatim submissions

		I strongly support the continued funding and expansion of the City Safety Officer (CSO) program in the 2026–2027 budget. Our area is currently experiencing frequent anti-social behaviour, criminal activity, and safety concerns affecting residents, staff, and businesses on a daily basis. The presence of CSOs is valuable in providing visible support, early intervention, and engagement with vulnerable individuals. However, for this program to be effective, it is critical that resources are not only increased overall but are consistently allocated to high-risk areas such as Katherine Square, Hay Place, and surrounding laneways, where there is a clear and ongoing need. I urge Council to ensure that the expanded CSO program includes dedicated and regular coverage for this precinct. Thank you for the opportunity to provide feedback.
108760	Greening and open space Little India precinct opposition Schooling and childcare Senior citizen and pensioner support	I am writing to express concern regarding the proposed for a "Little India" precinct. Docklands has more pressing needs that should take priority, including better infrastructure for children, improved public parks, enhanced safety, and more facilities for elderly residents. As a growing residential community, Docklands would benefit more from investments that improve everyday liveability and support residents of all ages. I respectfully ask Council to reconsider this spending decision and prioritise infrastructure that delivers broader community value. Spending $1.2 million allocation just for a single theme precinct is not feasible. It takes up alot of future allocation for nothing beneficial the Docklands residents. Please spend the money wisely on something more important than turning Docklands to another yet Indian community. Do not let Docklands lose its uniqueness.
108761	Greening and open space Little India precinct opposition Schooling and childcare Senior citizen and pensioner support	I am concerned about the proposed use of $1.2 million for a "Little India" precinct in Docklands. As a resident, I believe these funds would be more effectively used to improve Docklands for existing families and residents by: - Expanding children's play spaces - Improving parks and recreational facilities - Enhancing safety measures throughout the precinct - Supporting elderly residents with better accessible community spaces Docklands already faces challenges with limited family infrastructure, childcare pressures, and safety concerns. These priorities should come first before introducing themed developments. I encourage Council to focus on practical improvements that strengthen Docklands as a safe, inclusive, and family-friendly community.

Annual Plan and Budget 2026-27 Community consultation: Full verbatim submissions

108763 **Will present at FMC**	Southbank investment	Southbank 3006 Inc, broadly supports the City of Melbourne's FY26–27 budget and its fiscally responsible approach, particularly debt reduction. The submission advocates for continued and targeted investment in Southbank-specific priorities, including cleaning, graffiti removal, CCTV and visible community safety officers, reflecting the precinct's high visitation and amenity pressures. It strongly supports funding for key open space and community projects: the Southbank Undercroft Open Space and basketball court replacement, the Boyd Community Hub and new library, the Normandy Road open space, and the Miles and Dodds Street Reserve pocket park, arguing these are critical to addressing long-standing under-provision of green space and social infrastructure in high-density Southbank. **Attached document**
108764 **Will present at FMC**	Homelessness	Homeless Persons Union Victoria (HPUV) is a grassroots organisation representing people experiencing homelessness. HPUV opposes the City of Melbourne's proposal to double funding for Community Safety Officers, arguing the program is punitive, harmful and ineffective. They advocate redirecting funding toward housing, non-punitive outreach, mental health support and essential infrastructure. Their submission refers to evidence of discrimination, alleged misuse of force, lack of independent evaluation, and the absence of genuine pathways out of homelessness amid severe housing shortages. **Attached document**
108765 **Will present at FMC**	Homelessness	Petition names in addition to HPUV submissions already uploaded. **Attached document**
108766 **Will present at FMC**	City cleaning Graffiti management Greening and open space	I like it. In General i think the Melb Council are exceptional. The rapid response graffiti removal is superb. It nips this issue quickly and stops it spreading and becoming acceptable which then propagates more graffiti. I have lived in North Melbourne since Jan 2010 and impressed with how you handle things compared to other councils I have lived with in both NSW and VIC. I do have a direct request that the Clayton Reserve on Macaulay Rd gets a small change that will make a big difference. The dog park in general is excellent and I have seen it improve year on year. There are 2 things to make it even better: 1. Divide the section in 2 with a larger area for big dogs and a smaller one for small dogs. This will stop some dangerous conflicts when the park gets busy and dogs that are ill trained can create issues (big and small). 2. Install a double gate system with an outer gate a small chute and an inner gate. Macaulay is a very busy road and dogs can get out as new dogs come in. This is potentially deadly.

		Keep up the good work. [redacted]
108767	Bicycle lanes Footpath maintenance Greening and open space Pedestrianise city streets	Flinders Lane – it's more important to restrict motor vehicles than improve the aesthetics. Both are welcome, but a modal filter to restrict deliveries to a small window of the day would be a far greater to benefit than the level paving. Any timed delivery window should be substantial. Flinders Lane from Swanston to Degraves should be limited to bikes and pedestrians for the majority of the day. Chinatown on a Friday Saturday nights is full of cars that feel they have priority. Try walking down the middle of the street and you will find aggressive behaviour by people driving cars. A firmer plan on exactly which streets will be pedestrianised and when would give faith that things are on the right track for the majority who are in the city without motor vehicles. Any new paving shouldn't be the type of bluestone that is slippery when wet. Domain Parklands Masterplan has important improvements to the area – namely a number of DDA compliant links from the riverside path to the street level, which are not funded in this budget. I would have liked to see this get priority soon.er Swanston Street remains unsafe for bikes when vehicles are parked. This leaves a small gap between the vehicle and trams right in the 'door zone'. New limits restricting any motor vehicles need to be implemented along here, so Melbourne has a first-rate car-free bike route through the city. Right now, the choice is Exhibition Street (hilly, indirect for many routes, shared junctions with cars) or William Street (same applies) – or Swanston Street which is overall excellent, but let down by parked cars pushing bikes towards trams every day.
108768	Local markets and small business Tourism and visitor economy	The Valet on Collins proposal is a strong opportunity to elevate the customer experience at the Paris end of Collins Street while reinforcing the precinct's position as a premium destination. By introducing a centrally coordinated valet service, it enhances accessibility, convenience, and overall amenity for visitors, particularly those engaging with luxury retail, hospitality, and hotels. This initiative aligns with the precinct's identity and supports local businesses by encouraging longer dwell time and increased spend. In partnership with existing operators, it can be delivered in a way that is seamless, well-managed, and complementary to current traffic conditions. Overall, it's a practical yet high-impact enhancement that supports both economic activity and the long-term positioning of Collins Street as a leading global destination.

Annual Plan and Budget 2026-27 Community consultation: Full verbatim submissions

		Attached document
108769	City cleaning Waste compactors	There is a laneway behind our shop that is full of bins and very messy. Can we have a shared compactus like other blocks?
108770	City cleaning Local markets and small business Waste and recycling Waste compactors	As a business in the heart of Melbourne, we would like to express desire for a waste machine to share with our neighbours instead of all the dirty overflowing bins. We don't have space for bins inside but the alley is very gross and scary.
108771	City cleaning Community Safety Officer program support Graffiti management Parking fees	Please make safety a priority. There needs to be more Community Safety Officers, like we were promised. And not just in the CBD (where there is a good police presence) but in suburbs like Carlton where I often feel unsafe (even in daylight! / have been harassed / have been victim of small crime - tyres being slashed in broad daylight, number plates being stolen. There is a push to revive Lygon Street - proposed fountain (plus new businesses opening up) but you need to make the streets just off Lygon Street safe for residents and visitors. I'm very happy with graffiti removal around streets in Carlton - sometimes before I even notice new graffiti, there's someone working to remove it. Well done. You could raise more revenue for the City of Melbourne if more parking inspectors were roaming residential streets off Lygon Street. Whilst a lot of parking spaces in Drummond Street have been changed from 2 hour to 1 hour, residents still struggle to find a parking space no matter what day of the week. And I rarely see parking inspectors (or parking tickets on cars).
108772	Community Safety Officer program support	I am a property owner in the Katherine Square / Hay Place precinct. I strongly support the continued funding and expansion of the City Safety Officer (CSO) program in the 2026–2027 budget. Our area is currently experiencing frequent anti-social behaviour, criminal activity, and safety concerns affecting residents, staff, and businesses on a daily basis. The presence of CSOs is valuable in providing visible support, early intervention, and engagement with vulnerable individuals. However, for this program to be effective, it is critical that resources are not only increased overall but are consistently allocated to high-risk areas such as Katherine Square, Hay Place, and surrounding laneways, where there is a clear and ongoing need. I urge Council to ensure that the expanded CSO program includes dedicated and regular coverage for this precinct. Thank you for the opportunity to provide feedback.

Annual Plan and Budget 2026-27 Community consultation: Full verbatim submissions

108773	Waste and recycling	The street next to our business has lots of bins. Can we have a waste and recycling hub here?
108774	City cleaning Waste and recycling Waste compactors	Put more money towards making our area cleaner - the rubbish bins in the lane is messy. There are so many. We want a rubbish compactor and recycling like other spots.
108775	City cleaning Local markets and small business Waste compactors	On the road near our restaurant there is lots of garbage bins. Can a compactor be arranged to improve cleanliness and make the area nicer?
108776 **Will present at FMC**	Affordable housing Community Safety Officer program opposition Homelessness services	I am concerned about the increase in funding for CSOs. I understand there has been opposition from significant bodies such as the Victorian Aboriginal Legal Service for the program, due to its potential adverse impacts, which have yet to be properly evaluated. Additionally, I am concerned that while money is being put into a program that is unpopular among community organisations (established experts in welfare and population), during a housing crisis and cost of living crisis, Melbournians are closer to being homeless themselves than ever, I believe it would make sense to put that money into either accelerating building existing planned social housing or implementing new plans for social housing.
108777	Bicycle lanes Community Safety Officer program opposition	I don't support the expansion of "Community Safety Officers", particularly since the trial of these officers has not even finished and been evaluated yet. There's no evidence they work and we shouldn't be throwing more money at them, at least not yet. It would also be important to re-assess the need for any CSOs in light of announcements by Victoria Police that they will increase patrols in the City - it seems like the City providing its own officers on top of this will be redundant and a waste of ratepayers' money. I am very supportive of the funding for bike lanes, and really want to see the City fulfil the commitment to build 50km of new protected lanes by 2030.
108778 **Will present at FMC**	Footpath maintenance Greening and open space Schooling and childcare	NMPS Haines Street Accessible Corridor – Feasibility and Safety Study I am writing to request that the City of Melbourne allocate funding in the 26–27 Budget for a feasibility and safety study for Haines Street Accessible Corridor in North Melbourne connecting the two campuses of North Melbourne Primary School (NMPS). The recent expansion of NMPS across two sites — the original campus and the newer Molesworth Street vertical campus — has created a significant increase in daily pedestrian movement between the two locations, particularly during peak drop-off and pick-up periods. Many families now have children attending both campuses, resulting in frequent, time-sensitive travel along local streets including Haines Street and surrounding connections. While some improvements have been made — including the introduction of a 40km school speed zone on Curzon Street and installation of safety barriers — these measures do not adequately address the broader movement and safety challenges

		associated with this split-campus model. At present: * There is no clearly defined, safe, and accessible corridor between the two school sites * There are ongoing concerns about vehicle speeds and unsafe driving * Community members are adapting in ways that may introduce new safety risks (e.g. crossing at unsafe points, navigating narrow or constrained footpaths) At the same time, Council is investing significantly in greening and public realm improvements nearby in Chapman Street and Errol Street. While these projects are welcome, they do not directly address the primary safety corridor used daily by school children and families. This represents a clear opportunity for Council to: * Improve child and pedestrian safety * Support active transport and walkability * Align with broader “Garden City” and public realm objectives in a way that prioritises safety and accessibility Request Request that Council allocate $80,000–$150,000 in the 2026–27 Budget to undertake a feasibility and safety study for the Haines Street Accessible Corridor. This study could include: * Pedestrian and traffic movement analysis between the two NMPS campuses * Assessment of safety risks, including near misses and conflict points * Review of existing measures and their effectiveness * Development of concept design options (including potential traffic calming, greening, and pedestrian prioritisation) * High-level cost estimates to inform future capital works funding Why this matters now This is a time-sensitive issue. The split-campus model is now well established, and patterns of movement are becoming embedded. Without intervention, unsafe behaviours and conditions may become normalised. By contrast, early investment in a feasibility study will: * Provide Council with the evidence base needed for future decision-making * Ensure that any future capital works are well-targeted and effective * Demonstrate Council’s commitment to child safety and local community infrastructure
108779	Little India precinct support	I support the idea of creating a Little India in the City of Melbourne precincts. The Indian population in Victoria is large and diverse. A Little India can showcase the Indian community in all its vibrancy. It will

Annual Plan and Budget 2026-27 Community consultation: Full verbatim submissions

		strengthen the Indian community and enable better integration into Australian society. It will enable non-Indians to enjoy the offerings of Little India. The two-way interaction can build bridges and strengthen social cohesion.
108780	Events and festivals Footpath maintenance Little India precinct support	Docklands' most unique aspect - its proximity to water - is at risk of becoming its biggest problem. Suggest funding is urgently allocated to expedited works to ensure Victoria Harbour promenade is rectified before any more activations/little India etc are considered - as we cannot date when we have no spaces
108781 **Will present at FMC**	Food insecurity	The Big Umbrella Foundation, a Melbourne-based volunteer food relief organisation, is advocating for City of Melbourne budget funding and partnership support to sustain and expand its Feed Melbourne program and pilot its new EAT.ATM initiative. It seeks recognition as a key food relief delivery partner and ongoing funding to address rapidly rising food insecurity, homelessness and service demand. The Foundation argues Council investment would protect an established, cost-effective service that delivers nutritious meals, social connection and waste diversion, while enabling 24/7 accessible food relief across the city. Please see our submission attached. **Attached document**
108782 **Will present at FMC**	Docklands investment	Dear Council, please find attached a submission on behalf of Community3008 Inc, the representative body for the Docklands Community. We request time to speak to the Future Melbourne Committee on 12 May on behalf of the Docklands community. Regards Jamal & Peter - Co-Presidents **Attached document**
108783	Docklands investment	Dear Councillors, Please find attached my submission as a resident of the City. Regards Jamal The submission from Jamal Hakim, argues that the 2026–27 Draft Budget increases costs without sufficient evidence of value and fails to deliver fair, place-based investment. He advocates for stronger cost control; a pause on expanding CCTV and private security; and a dedicated Docklands Capital Investment Plan, including Harbour Esplanade and Victoria Harbour masterplanning, community infrastructure and greening. He argues these changes are needed to improve accountability, liveability and equity for growing inner-city communities **Attached document**

Annual Plan and Budget 2026-27 Community consultation: Full verbatim submissions

108786	Community Safety Officer program support Local markets and small business	I fully support the expansion of Community Safety Officers. In fact there should be more. I operate a small business and daily I have people steal things from my shop, abuse me Or my customers. When the safety team are around this does not happen, they absolutely make a difference.
108787	Community Safety Officer program support Local markets and small business Queen Victoria Market	I operate a small business near the queen victoria market. We need more safety officers, CSO, to improve the area, and support the community. Our margins are small, theft is high. With more make a difference.
108788	Community Safety Officer program support Local markets and small business	Concerned about safety and shop stealing. I want more done. Community Safety Officers work, but not enough, double ok, need 50. Police deal with big criminals, officers make my business safer. With more I see more often. Please please support our business and other small businesses by giving more safety officers.
108790 **Will present at FMC**	Grants	This submission is from Our Point 3, Feifei Curiosity, and BetterActs/BetterActs Collective, community organisations working with LGBTQIA+ people, migrants, international students, women of colour and disabled communities. They argue the draft 2026–27 budget underfunds grassroots, peer-led support and concentrates spending on major events and Council-led delivery. The organisations advocate reallocating existing funds to create dedicated grassroots, LGBTQIA+, multicultural, mental health and disability investment streams, with multi-year, accessible grants. They argue community-led models are more effective, equitable and aligned with Melbourne's M2050 inclusion commitments. **Attached document**
108791	Footpath maintenance Greening and open space Little India precinct opposition Tourism and visitor economy	I live in Docklands having bought an apartment [redacted] 10 years ago as our retirement home. we look over Victoria harbour and enjoy our walks around the water including New Quay, Harbour Esplanade, and Promenade, since my Wife and I moved here our two Sons moved here also with their wives and children. We often walk to the shops in merchant street and walk back along the promenade. One son lives on New quay and we walk to his apartment. We watched the painfully slow removal of central pier over the years and are worried about the failing of the piling now on the promenade and new quay. Docklands is unfortunately treated by those outside as a "failed" suburb and the delay in fixing the promenade will add to this false image. I note that Council has in his budget a $1.2M plan for a "little India" plan which whilst it has some merit, surely on a matter of priority and urgency that can be postponed and the money re-allocated to the fixing the piling around the harbour as matter of urgency. This is a matter that 100% of residents would support as an "immediate project" the budget should address to enable all residents, and equally important the many visitors to the docklands area to keep it active like Darling harbour in Sydney.

		I trust and hope this feedback can be taken on board. And Council will give the project highest priority and not just kick the can down the road again for 6 month or more . [redacted]
108792	Arts grants	As an independent artist and [redacted] of La Mama Theatre I welcome the opportunity to provide a submission on the draft budget. I have worked as an actor, writer, director and producer in Melbourne for nearly 40 years. La Mama is my creative home. From my early beginnings as a young actor being warmly welcomed at La Mama and given practical tools to develop my network and career, to having a company of my own touring nationally and internationally with shows that have been born on Mama, I can't emphasise enough the importance of supporting this cultural gem. As the world faces enormous levels of turmoil, the connection that the arts foster in a community is more important than ever. La Mama faces a financially difficult time and this is an opportunity to continue to expand the council's support of La Mama to ensure the next generation of artists are encouraged and assisted as much as my generation was. For the cultural life of the City of Melbourne to thrive, supporting La Mama means that these new actors, writers and directors will light up the city for the next forty years.
108794	City cleaning Greening and open space Little India precinct opposition	I work shifts and live nearby, and Docklands is one of the few places I can actually chill after work. It's open, not too noisy, and feels different from the city. Turning it into a themed strip just sounds like more crowds and mess. If the water was cleaner and there were more casual things to do near the harbour, people would come anyway. Not everything needs to be a "destination" or Little India. Docklands is fine being a nice place to live.
108795	Footpath maintenance Little India precinct opposition	suggestion about moving funds from Little India to Vic Harbour Promenade improvement especially putting the $1.2m from Little India into Fixing the pylons along Harbour Promenade which has been closed off for ages and is a Major safety issue and an eyesore
108796	Footpath maintenance Greening and open space Little India precinct opposition	Dear City of Melbourne Team, I am writing as an [redacted] and a resident of Docklands to provide input on the Draft Budget 2026–27. We have recently been informed that significant sections of the Victoria Harbour Promenade will remain closed for the entirety of 2026 due to structural safety concerns. While we appreciate the transparency and the priority placed on public safety, the prolonged closure of such a key public asset is having a

		considerable impact on the amenity, accessibility, and liveability of the Docklands community. The promenade is not only a recreational space but a critical connector for residents, visitors, and local businesses. Its continued inaccessibility affects pedestrian movement, local activation, and the overall perception of Docklands as a vibrant waterfront precinct. In light of this, I would like to strongly support the consideration of reallocating existing budget funds to prioritise the remediation and reopening of the Victoria Harbour Promenade. Specifically, I echo the community suggestion that funding currently allocated to new initiatives—such as the “Little India” project—be reviewed and, where feasible, redirected toward urgent infrastructure works that directly impact safety, accessibility, and day-to-day community use. This is not a request to diminish the value of cultural or community development initiatives, but rather to prioritise essential infrastructure restoration that underpins the success of all other activations. We would also welcome greater clarity on: Expected timelines for remediation works Interim solutions to improve access and connectivity Long-term plans to ensure structural resilience of the promenade Docklands is a growing residential and visitor destination, and maintaining safe, accessible public infrastructure is fundamental to its continued development and community wellbeing. Thank you for the opportunity to provide input, and we look forward to ongoing updates and engagement on this matter. Kind regards, [redacted]
108797	City cleaning Local markets and small business Waste compactors	Spend more money on laneway rubbish machines. We desire them to be closer to us and make the amenity better and help businesses.
108799	City cleaning Climate and sustainability Greening and open space Little India precinct opposition Waste and recycling	Docklands operates within a constrained harbour system. Any increase in intensive use should be assessed alongside impacts on water quality, waste management, and ventilation corridors between buildings. Improving water circulation, surface cleanliness, and harbour maintenance would enhance both environmental outcomes and public perception. Water-based recreation provides activity without the same cumulative impacts as land-based clustering.

Annual Plan and Budget 2026-27 Community consultation: Full verbatim submissions

		A themed precinct like Little India does not align with the area's environmental capacity and risks turning Docklands into somewhere people visit occasionally, rather than a place people belong. I encourage Council to plan for stability and community use.
108800	City cleaning Local markets and small business Waste compactors	In the nearby alley there are lots of waste bins that are smelly and noisy. A compactus would be good - put more money towards the hubs to tidy the alley up and help shop owners do better trade in the city.
108801	City cleaning Local markets and small business Waste and recycling	On the streets the rubbish bins are unsightly to walk past and create a bad vibe and feel unsafe. We want a waste and recycling hub near our business to make things neater near all the eateries. Please finance this.
108802	Homelessness Community safety officers	Cohealth advocates for increased investment in health-led responses to support people experiencing vulnerability, particularly homelessness, mental ill health and alcohol and other drug dependence. The submission calls for expanded funding and advocacy for comprehensive AOD supports, including harm reduction and treatment, and for a culturally safe, trauma-informed Community Safety Officer model, arguing these approaches improve outcomes and reduce reliance on enforcement and emergency systems. **Attached document**
108803	Climate and sustainability Waste and recycling	The shared recycling hubs program is great. It really helps businesses to recycle and save money. Install more of these across the city and put more money towards it.
108807 **Will present at FMC**	Greening and open space Little India precinct opposition Schooling and childcare Street lighting	Dear Council, I am writing as a resident of Docklands of eight years to formally provide feedback on the proposed Little India precinct. While I appreciate the intent to celebrate culture, I believe the $1.2 million budget would provide a much wider and more permanent advantage to the community if redirected toward the priorities listed below. I have discussed this with 4–5 other families who are also long-term residents, and they resonate with these views. 1.Inadequate Green Space for Families & Child Safety Issue: With increasing high-rise development, green space is rapidly disappearing. Even our schools have insufficient ground space for children to play. Gap: Most existing areas are designated dog parks, leaving very little room for children. Ron Barassi Snr Park is too far for many and feels unsafe for small children after 6:00 PM due to poor lighting and recent incidents. Recommendation: Create permanent "green lungs" and functional parks (e.g., near Monument Park) to support growing families and provide a safe space to socialise. 2. Year-Round Social Infrastructure Issue: The proposal focuses on one-off celebrations (Diwali/Holi). While these are welcome, the greater need is for permanent social space.

		Gap: The Indian community and the wider Docklands population require daily social spaces—secure, open areas where families can gather and children can play safely. Recommendation: Invest in "Socialising Hubs"—specifically undercover public areas to mitigate Docklands' wind—and sporting facilities that serve the community 365 days a year. 3. Social Cohesion and Anti-Racism Concerns Issue/Gap: We moved to Docklands to live in a truly multicultural environment. Since this proposal was announced, we have unfortunately experienced an increase in racist comments within the area. We do not want to be "tagged" under a specific ethnic label. Recommendation: Focus on a "Global Docklands" identity that integrates all cultures rather than singling out one. Several families have indicated they may leave Docklands if this proceeds, as they fear it will damage the area's inclusive character and put families at risk of harassment. 4. Economic Viability & Property Values Issue: Creating an ethnic enclave may reduce the broad appeal of the suburb, potentially devaluing property rates. Gap: High parking and city costs already drive residents to the suburbs to shop. Subsidising more high-cost retail in Docklands is not a sustainable economic strategy. Recommendation: Use funds to improve resident liveability and lower the cost of local life, which will naturally attract a more diverse range of businesses and residents. 5. Critical Education Infrastructure : Docklands Primary is currently forced to operate out of a shopping centre due to over-capacity. There is no local secondary school, and University High is also full. Council must prioritise permanent school facilities over cultural branding. Hope this make sense. Happy to discuss if there is any meet
108809 **Will present at FMC**	Food insecurity Circular economy	Please see attached submission STREAT, a Melbourne-based social enterprise working with young people facing disadvantage, is advocating for an ongoing waiver of rent and outgoings for its Circular Innovation Kitchen at Queen Victoria Market as part of the City of Melbourne's 2026/27 budget. STREAT seeks $85,000 annually to sustain circular economy and food security initiatives that divert edible food waste into meals, reduce city waste costs, create jobs, and address growing food insecurity among students and city residents. **Attached document**
108810	Climate and sustainability First Nations funding investment Greening and open space Greenline project	I support the proposed investment in the Garden City. I commend recent projects by the City of Melbourne including Dodds St and the Greenline which bring nature into the heart of the city.

		The City of Melbourne has shown its commitment to indigenous plants through the floral emblem campaign. The budget proposes I support further investment in City Road environs including the Kingsway undercroft. I would like to have more confidence in how the City proposes to accelerate the next phase of the Greenline. I encourage the City, wherever possible, to seek projects that bring together water sensitive urban design, biodiversity sensitive urban design and well designed places for people. I heartily support initiatives that enhance the quality of places for people through the introduction of natural elements. I urge the Council to ensure it support its in house expertise in ecology and design to keep on enriching the life of our city .
108811	Uncategorised	Thank you for all the amazing work you all do and for the opportunity to submit feedback. We really appreciate it.
108813 **Will present at FMC**	Null	
108815 **Will present at FMC**	Greening and open space	Please use this submission. The submission I lodged at 1:06pm was missing a statistic. Thank you local resident of Stanley Street, West Melbourne, writing on behalf of herself and 61 supporting residents. She is advocating for City of Melbourne to prioritise funding in the 2026–27 budget for a greening project along Stanley Street. She argues this is urgently needed due to significant upcoming residential growth (over 1,000 new residents), limited existing green space, and alignment with Council strategies including the Garden City priority, the Light Touch Review (2024) and the West Melbourne Structure Plan. **Attached document**
108816 **Will present at FMC**	Greening and open space	Our submission is attached: [redacted] The Kensington Association Inc., a local residents' group, supports the overall direction of the City of Melbourne's Draft Budget 2026–27 but advocates for targeted investment to protect neighbourhood liveability amid growth and infrastructure pressures. They seek funding for increased pedestrianisation and street seating, delivery of the new Chelmsford Street community space, and improved safety, lighting and recreation programs. The Association also calls for equitable open space resourcing along Moonee Ponds Creek and inclusion of Kensington in

		transport and amenity mitigation programs due to heavy vehicle impacts from major state projects. **Attached document**
108817	Climate and sustainability First Nations funding investment Flood mitigation Greening and open space Greenline project	Yarra Riverkeeper Association supports initiatives in the draft budget that contribute to the health of the Yarra Birrarung. We support ongoing investment in all facets of integrated water management including exemplary care of the intricate and extensive stormwater system, as well as incorporating water sensitive urban design in all new place making. We encourage the Council to energetically pursue further stages of the Greenline to the benefit of the Yarra Birrarung It is heartening to see life, human and non human, thriving in the first stage of the Greenline We urge the Council to implement its commitment to a Swimmable Birrarung through ensuring sufficient resources are allocated to the collaboration required to make it a reality. The 2050 target beckons and there is so much work to be done. The Yarra Birrarung is at the heart of the Garden City. All Garden City projects should incorporate water sensitive urban design. We urge Council to expand the successful floating wetland trial or fund other ecological treatments that will benefit the River, especially in the Docklands area. We ask that Council continue to wholeheartedly support its involvement with Burndap Birrarung burndap umarkoo, the Yarra Strategic Plan, as it is through this collaborative mechanism that so much more can be done to restore the health of the River.
108818	Footpath maintenance Greening and open space Street lighting	Submission to City of Melbourne Draft Budget 2026/27 From: East Melbourne Neighbourhood Network (EMNN) As Secretary of the East Melbourne Neighbourhood Network, I provide the following feedback on the Draft Budget 2026/27. These recommendations focus on practical, low-cost improvements that would significantly strengthen community infrastructure and access in East Melbourne. The City of Melbourne has committed to supporting neighbourhoods equitably. However, East Melbourne currently lacks targeted investment in its primary community asset, the Powlett Reserve Community Centre. Addressing this gap would align policy with on-the-ground outcomes. Community Centre Visibility The centre is difficult to locate due to inadequate signage, causing confusion for residents, service providers and trades, with work often undertaken in incorrect areas. A clear, visible sign at the front entrance is urgently required, consistent with the adjoining East Melbourne Childcare Cooperative.

		Activation of Outdoor Space The new double doors connecting the community room to Powlett Reserve present an opportunity to extend community use outdoors. This requires routine clearing of debris, improvement of the adjacent grassed area, and provision of a small number of outdoor tables and seating. These simple upgrades would support gatherings, informal use, and community events while remaining fully public. Internal Maintenance The building requires essential upgrades, including improved lighting, repair of windows that cannot be opened, addressing a significant crack in the community room slab, and fixing damaged cupboards and locks. These issues affect both safety and usability. Pathway Widening Service and delivery vehicles cannot safely navigate the existing turning space, resulting in repeated damage to surrounding grassed areas. Widening the path near the centre would protect this heavily used space for children, families and community activities. Lighting for Exercise Area The nearby outdoor exercise equipment is well used into the evening but lacks adequate lighting, creating safety concerns. Appropriate lighting should be installed to support safe and continued use. These are modest, deliverable improvements that would materially enhance safety, accessibility and community connection. Prioritising them in the 2026/27 Budget would demonstrate a clear and practical commitment to equitable investment across Melbourne's neighbourhoods—where it is most visible, and most needed. East Melbourne Neighbourhood Network (EMNN)
108820	Waste and recycling Waste compactors	The waste machine rollout for businesses is a great idea. It doesn't look like it has enough money put towards this. Please put more funds towards this so we can have one in our busy hospitality area and get rid of the other bins.
108821 **Will present at FMC**	Greening and open space	https://fawknerparkfriends.org/ is the community group and in formation to be part of Community 3004 Incorporated. [redacted] Community 3004 Incorporated (in formation) is a resident group representing people living around Fawkner Park in postcode 3004. In its submission, the group argues the FY26–27 Draft Budget overlooks their high-density precinct, with no funded commitments for Fawkner Park or non-sport community infrastructure. They advocate reallocating existing budget lines to activate the North Pavilion as a multi-purpose, community-led space, refresh the outdated 2006 Fawkner Park Master Plan, and deliver inclusive, equitable social, wellbeing and environmental outcomes for residents beyond organised sport users.

Annual Plan and Budget 2026-27 Community consultation: Full verbatim submissions

		Attached document
108822	Local markets and small business	Nothing there about support for small businesses. Small business's need to finally get some support. So many have closed down due to rising costs (wages, cost of goods, rates, etc) and it's getting hard and harder year on year.
108823	Southbank investment Greening and open space	feedback attached The submission advocates for reallocating budget priorities toward neighbourhood liveability in Southbank. The author calls for more green space and fewer high-rise developments, and urges adaptive reuse of the St Kilda Road Barracks as a museum, heritage site or events space rather than new apartments. They also seek increased funding for street cleaning, maintenance and enforcement, visitor parking concessions for residents, restraint on rate increases (particularly to fund major festivals), and action to remove trucks and late-night racing traffic from City Road due to noise and amenity impacts. **Attached document**
108825	City cleaning Local markets and small business Waste and recycling Waste compactors	We support a rubbish compactor for businesses and more of these waste and resource recovery hubs in the city. It is good for the amenity of the area and helps businesses, as long as the fees are reasonable. The bins living in the streets don't look good and are noisy when collected.
108826	Waste and recycling	OCN advocates for the City of Melbourne's FY26–27 budget to better recognise apartment living as the dominant housing form and to design services accordingly. They support funding for a targeted Apartment Concierge pilot, expanded FOGO services for high-rise buildings, and sustained investment in education and implementation, arguing this is essential to deliver effective waste, sustainability and resilience outcomes without overburdening volunteer Owners Corporations. **Attached document**
108827	Bicycle lanes Greening and open space Pedestrianise city streets Public transport	Very happy with the measures to improve our streets to make them more walkable, bike able, add green space and make the Melbourne CBD a more pleasant place to be. Including these improvements in addition to the trams and trains in the CBD means that there a plenty of alternatives to driving. Reducing cars in the CBD makes the city more pleasant for everyone. The recent fuel crisis has also highlighted how important it is to have alternatives to driving.
108828	City cleaning Events and festivals Homelessness services Protests in the city Tourism and visitor economy	Looks like a good plan if carried out in totality. My concern is making Melbourne safe and clean for locals and international visitors. The things that affect this are the homeless in the city that's gives the city a dirty and unsafe look. The other is the out-of-control protests, especially the pro-Palestinian ones that get violent and angry in our streets. Nobody wants to come to a city with these two problems no matter what else good you do in Melbourne.

		I also have a complaint that the recent Islamic Eid festival at Flagstaff Gardens that attracted 3000 people. Why were they allowed to blast their Islamic prayers so loudly at 7.30 am to 8 am? It woke up everyone living in the area. I am sure it was above the allowable decibel in the city. Moreover, our Mayor Reece endorsed it with his attendance. This is double standards and unacceptable. My home was behind another building facing the Flagstaff Garden and yet it woke me up.
108829	Local markets and small business Waste and recycling Waste compactors	As a business in the CBD space is precious. This is why the new garbage compactus program is good - it helps businesses to make the most of the space we have whilst also managing waste better. It's a shame there is not more funding for more garbage compactus and recycling hubs in the budget.
108832 **Will present at FMC**	Public transport	Carlton Residents Association has also made a submission on Mobility/Traffic The CRA advocates for significantly increased, suburb-equitable investment in greening, open space and walkability in Carlton, arguing the suburb is critically under-served with less than 2 m² of green space per resident. They call for new pocket parks, greener streets, mobility upgrades and open space acquisition to address high residential density, Metro Tunnel impacts and declining liveability, supported by evidence-based benchmarks and local design proposals. **Attached document**
108833 **Will present at FMC**	Greening and open space	Carlton Residents Association has also made a submission on Greening Carlton Residents Association (CRA), a local resident stakeholder, is advocating for budget funding to plan and implement traffic and streetscape changes in Carlton, particularly along Lygon Street, and to mitigate increased cross-Carlton traffic linked to the West Gate Tunnel. They seek lane reductions, lower speed limits, improved pedestrian amenity, coordinated streetscape design, and removal of parklets to support traders, residents and visitors. CRA also calls for surveys and controls to reduce truck noise, pollution and traffic on streets such as Princes and Queensberry to protect local liveability. One of two submissions from CRA. **Attached document**
108834	Grants	The Hotham History Project Inc, a volunteer-run community history group focused on North and West Melbourne, is advocating for City of Melbourne support to address a critical storage issue. In its FY26–27 budget submission, the group seeks either access to appropriate Council-owned storage space or funding of approximately $800 per year for commercial storage. They argue this support is needed to safely preserve 31 years of community history records, publications and donated heritage materials that underpin their public talks, walks and research activities.

Annual Plan and Budget 2026-27 Community consultation: Full verbatim submissions

		Attached document
108835	CCTV camera program Community Safety Officer program support Greening and open space Local markets and small business Street lighting	Budget allocation for lighting is most welcome, particularly on Flinders Lane, however it's unclear where on Flinders Lane this is proposed. Residents and traders on Flinders Lane, between Elizabeth and Queen Streets, would welcome creative lighting to increase amenity, uplift feelings of safety and attract more positive visitation. Funding for additional Community Safety Officers (CSO) is most welcome. On Flinders Lane, particularly in Bligh Place and Mill Place, we often observe anti-social and violent behaviour. The presence of CSOs is most welcome. If they could attend our neighbourhood prior to business hours - particularly from 6am - they would be helpful in addressing anti-social behaviour. Additional CCTV is noted and warmly welcomed. The 'Elizabeth Street Strategic Opportunities Plan' is referenced, but it's unclear from reading the budget if any proposals will be delivered? Further, Elizabeth Street South community round tables promised a series of actions prior to the election - these included work to uplift and promote Elizabeth street and neighbouring Flinders Lane. What has become of this talk? Something positive for this corner of the CBD would be welcomed by residents and traders. Council's Pedestrian counting System has a blind spot: there's no data for Flinders Lane west of Elizabeth Street. When will this gap be addressed? Things that aren't measured, aren't acted on. We currently have no information on how many pedestrians walking west on Flinders lane fail to cross Elizabeth Street, nor how many pedestrians come east along Flinders Lane from Queen Street or further. This is a vibrant hospitality precinct that shouldn't be a 'blind spot' for council. Promises and budget allocations for murals and/or greening are welcome - but it's been difficult for residents to establish something in Bligh Place. It would be great if council could engage and support owners corporations with motivated residents, but limited funds and resources.
108836	Greenline Footpath maintenance Greening & Open spaces Waste and recycling Pedestrianise Streets	Please see attached document. Megan and Jeremy Healy are Docklands residents advocating for targeted capital works and environmental investment in the 2026–27 City of Melbourne budget. They seek funding for safer pedestrian infrastructure on Lorimer Street, repairs to riverside paths, upgrades to Docklands parks and playgrounds, and improved public amenities. They also call for expanded floating wetlands, a Harbour Esplanade master plan, reimagining Holman Memorial Park with Indigenous-led design, and a city-wide

		anti-litter education campaign to protect waterways, biodiversity and community wellbeing **Attached document**
108837 **Will present at FMC**	Staff wages	The Australian Services Union (ASU), representing City of Melbourne employees, argues the draft 2026–27 budget underfunds employee entitlements and cannot support fair wage outcomes. The ASU advocates increased budget allocations to meet its wage claims, including a 10% catch-up for 2025–26 and 4% for 2026–27, to address real wage erosion from past low increases during high inflation. It contends current funding would lock in real wage cuts while other costs and revenues rise faster. **Attached document**
108839	City cleaning Local markets and small business Waste and recycling Waste compactors	Please install more shared recycling and waste hubs. As a restaurant we use one at one of our establishments, but there isn't one near our other location. The bins are just kept in the alley and it would be more tidy if there was one around the areas with lots of hospitality businesses.
108840	Affordable housing CCTV camera program City cleaning Community Safety Officer program opposition Events and festivals Homelessness services Innovation partnerships Street lighting Tourism and visitor economy	The budget makes significant investment in positioning Melbourne as a global innovation hub, international headquarters attraction, city-to-city partnerships, the Innovation Development Fund, Business Concierge expansion. I support this type of economic development for the city. But there is a credibility problem needed for those to be effective. that this budget does not acknowledge. Global talent, investors, and ambitious enterprises assess cities based on the actual experience of being in them, not the pitch. The grass roots creativity, vibrancy and liveability of a city. A city where rough sleeping is visible and growing, where people in mental health crises are a routine part of navigating the pedestrian environment, and where residents are already avoiding it outside peak hours. including when public transport is free, does not present as a world-class investment destination. It presents as a city managing decline. Innovation investment built on an unresolved foundation of visible disadvantage will produce diminishing returns. This is compounded by where discretionary spending is directed. Laneway lighting, banner poles, events and activation, the things that make a city shine. None of these are wrong in isolation. But shine applied to a cracking foundation does not produce liveability. Melbourne is going backwards in the ways that matter most, and surface activation is not going to reverse that. No more pretending it's not the main issue. I support the inclusion of Lead action on homelessness, reducing rough sleeping and increase affordable housing, and Strengthen community resilience through initiatives and advocacy to address food insecurity, family violence and address loneliness. My concern is that the funding does not match their stated importance or ability to make a real difference. The budget allocates $2.3

		million to homelessness support in a total budget of $804.8 million, against $73.2 million for safety and cleaning and $41.2 million for events, arts, culture and activation. Spending 32 times more on surface safety than on the underlying conditions producing the need for it, is not a strategy for addressing the problem. It is a strategy for managing its appearance. It's an optics strategy of taking action, without any real impact. Rough sleeping and untreated mental illness are not social service issues sitting alongside liveability or investment concerns, they are preconditions for the safety, liveability and investment outcomes this budget is aiming to pursue. Doubling the Community Safety Officer program and expanding camera networks will not change that equation. I urge the Council to acknowledge $2.3 million is genuinely insufficient to bring about any type of real systemic change, and this impacts every other focus within the budget. The innovation economy, events economy and safety of our streets all depend on getting this part right. So do the people sleeping on them.
108841 **Will present at FMC**	Climate and sustainability EV charging infrastructure Innovation partnerships Local markets and small business	The Victorian Cleantech Cluster strongly supports the Budget's ambitions across Living Sustainably and Leveraging our Economic Strengths. We support the Circular Economy Framework, the new Integrated Climate Change Strategy, and Melbourne Renewable Energy Project 3. We urge Council to embed a clean technology industry roadmap within these frameworks; one that supports local manufacturing, deployment and export of cleantech solutions, and formally positions Melbourne as a testbed city for urban decarbonisation technologies, including microgrids, low-carbon construction materials and energy storage solutions. Melbourne can follow the model of cities like Amsterdam and Copenhagen, which have used formal testbed designations to attract significant private capital and catalyse local industry. We welcome Round 2 of the Innovation Development Fund and support expanding it with a dedicated cleantech stream linked to Council's own procurement pipeline. The Retrofit Melbourne scheme and Apartment Concierge pilot are strong deployment pathways; we urge Council to structure these so SMEs and local cleantech innovators, not only large incumbent contractors, can access opportunities. The budget does not articulate a clear SME procurement pathway for local cleantech suppliers. Without deliberate market-shaping mechanisms, once-in-a-generation capital works contracts will default to established international suppliers, and local innovators will be locked out. The Circular Economy Framework and Climate Change Strategy must commit to structured industry co-design before finalisation. And the budget's ESG procurement commitment lacks measurable local content targets or reporting obligations, without these, it remains aspirational only. We ask Council to: require all major capital works and facilities contracts to include a local cleantech content component or innovation sub-contracting requirement; expand the Business Concierge to provide dedicated support for cleantech firms

		navigating Council procurement; formalise Melbourne's urban decarbonisation testbed role through the Economic Development Strategy with a program that attracts private capital and pilots locally-developed technologies in Council-owned assets; and align Melbourne Renewable Energy Project 3 to include procurement from Victorian renewable energy manufacturers and storage providers. The VCC is ready to partner with the Council to realise these opportunities. **Attached document**
108842 **Will present at FMC**	Arts grants Bicycle lanes CCTV camera program Community Safety Officer program opposition Graffiti management Greening and open space Little India precinct support Parking fees Riverslide skatepark Waste and recycling	Support: Increase to parking fees Bicycle infrastructure plan More green and open spaces throughout the city Funding for Riverslide skate park Little St activation program The continuation of planting 3000 trees FOGO in high rise buildings Concerns: CSO program Expansion of CCTV program Smaller capital works projection Ideas: Remove CSO program - Use funds to expand and upskill our local law officers and parking inspection teams, this would be a net positive on on the budget and would have more visibility on our streets than 22 CSO staff. Expansion of the CCTV program should not be funded by the city and should not be in the budget item. Public art/ graffiti - There is a very high spend on removing graffiti and it gets cleaned off for a blank space where within a week it will be graffitied again. There should be more public art murals replacing the graffiti which will reduce the amount of graffiti throughout the city. I would like to see a Moonee Ponds Creek silo art project as discussed with officers, where the pillars holding up the CityLink freeway are painted with artwork to create a sightseeing destination.
108843	CCTV camera program Community Safety Officer program support Greening and open space Greenline project Street lighting Waste and recycling	Safety in the Bourke Hill precinct of the CBD has deteriorated significantly in the past 12 months. The number of Community Safety Officers on the streets should be tripled; this will be far more effective than cameras and higher priority than decorative lighting in the laneways. Give a voice to residents on planning matters - this would result in better outcomes and may actually save Council money, as the community understands the context and what is appropriate better than anyone. FOGO is great for businesses and residences, but not practical for high-rise apartment buildings - as chair of an OC committee I understand the challenge of getting everyone to put the right thing in the right bin and the valid concern about hygiene and attracting rodents. Soft plastics collection would be more impactful. It's a disgrace that the remaining sections of the Greenline project are currently unfunded. Why promise something to the community and then renege on it? Phase 1 is good but Birrarung Marr was good

Annual Plan and Budget 2026-27 Community consultation: Full verbatim submissions

		already... the north bank of the Yarra from Flinders St station to the Docklands desperately needs the Greenline. Please get it back on track.
108844	Climate and sustainability Waste and recycling West Gate Tunnel impact	Are we continuing to invest in shared waste services? As a major city we need to be able to focus on expanding waste so we can have less trucks pollution challenges with getting a service
108845	Waste and recycling Waste compactors	With the growth of hospitality venues growing at the southern end of King street, would it be possible to start a waste compactor and recycling program in the area? That would be great. We, and our neighbours, have so many issues in the area. People melting the chains off the bins, which they then dump in our bins, we have to replace padlocks so often its becoming costly and now we are being asked to pay for a permit when we have no other choice but have bins outside in the laneway.
108846 **Will present at FMC**	Homelessness services Health and wellbeing services Community Safety Officer opposition	Please see attached submission. Inner Melbourne Community Legal (IMCL), a long-standing community legal service supporting vulnerable inner-city residents, is advocating for increased and sustained City of Melbourne budget investment in family services, early childhood support, homelessness and health-centred safety responses. IMCL seeks three-year funding certainty for community partners, particularly to continue its integrated Family Services–legal partnership, and urges funding to be redirected from CSOs and surveillance toward preventative, trauma-informed services. They argue this approach better addresses family violence, homelessness and mental ill-health while delivering safer, more equitable community outcomes. **Attached document**
108850 **Will present at FMC**	Events and festivals	MICF is advocating for an increase in the City's ongoing investment to $500,000 per year, combining arts funding and major events support. The Festival argues this is warranted due to its significant economic return, generating $88.6 million in Gross State Product, driving 700,000+ attendances, exceptionally high CBD foot traffic, and strong activation of venues, public spaces, and the night-time economy, particularly over the Easter period. **Attached document**
108851	Flood mitigation Footpath maintenance Greening and open space	I request that Council provide funding in its draft budget to reinstate the standard presentation of the Stock Route Reserve - adjacent to Cuffee Walk, Gilbertson Walk and Greenham Way, Kensington - to that which was provided by the developer of Kensington Banks and existed prior to Council arbitrarily abandoning the irrigation system and failing to provide alternative planting to maintain the presentation of the reserve. Approximately 5 years ago Council determined that the irrigation system installed in the Stock Route Reserve as part of the development of Kensington Banks Estate was no longer serviceable. Rather that replace the irrigation system, without any consultation with the residents, Council abandoned the irrigation

		system and has allowed this section of the Stock Route Reserve to deteriorate to possibly the poorest standard of any public space maintained by the City of Melbourne. This is despite the reserve being used daily by 100s of walkers and of historic note. The reserve is now approximately 40 % grass, 40% weed and 20% bare soil. It is over 30 years since the reserve was developed and there has been no maintenance on the reserve other than mowing the grass/ weeds. The historic stock route fencing is dilapidated, posts are leaning, rails missing and nails protruding from temporary substandard "fixes". Historic stock route drainage infrastructure has also not been maintained with brick culvert endwalls broken and interruptive signs removed. Within Council draft budget it has an allocation of $6.8 million for Parks Renewal Program and $200,000 for understorey planting. The Draft budget shows these as not allocated to any specific project. I assume that the expenditure of these funds is left to the discretion of Council officers. I request that Council specifically allocate funding from these sources in 2026/27 to install a new irrigation system and regrass the reserve, restore the stock fence and endwalls and erect interruptive signage along the reserve. I request that Council treats this as a priority for funding as Council has allowed the reserve to deteriorate and at no stage was there any consultation with either the immediate residents or the wider community on down grading the standard of this reserve.
108853 **Will present at FMC**	Greening and open space Little India precinct support	I'm a resident in Docklands and I'm a bit disappointed with the draft on how the budget will be spent in the area. We definitely need more investment in greenery in Docklands, improvement in the safety on the harbour to don't collapse and activation in activities towards families around the pier. If you pay attention a big volume of people spending in Docklands are families with kids. Would be great to see a playground and greenery on central pier, instead of just the lights as a memorial. Docklands lacks of greenery and green wind shelter for the native birds, residents and also visitors. I understand that the little India is a project to try to bring demand to the suburb, but residents feel the real need of greenery and spaces for families that will also boost the micro economy there.
108854	Arts grants Events and festivals Tourism and visitor economy	As a theatre/performing arts practitioner, I would like to stress the importance of Arts funding in the City of Melbourne budget. In these years after the pandemic, every theatre company I know is struggling. Funding cuts at the federal level, and funding at a state level that has not kept up with inflation, means that venues have already closed their doors or are facing existential threats. La Mama Theatre is a prime example, having to close their doors over 2025 - a drastic move unprecedented in its decades-long history - in order to address major operational issues caused by inadequate funding. More than any other organisation in Melbourne, La Mama has been integral in the artistic development

		of generations of artists. The appalling impoverishment of Victoria's Arts sector - and especially the widely reported financial mismanagement of a few major Arts organisations, to the detriment of the small to medium organisations - risks wiping opportunities for an entire generation of performing artists, and even decimating the vibrant nightlife that makes this city so extraordinary and appealing. That companies like La Mama are struggling to keep the door sopen is a profound indictment on the City of Melbourne. I want a flourishing Arts scene. I want want robust and compelling cultural production. But we are staring down a horrific future in which Arts organisations are priced out of existence. It is absolutely imperative to increase funding to the Arts and ensure the small to medium sector are sufficiently resourced to continue nourishing the practices of emerging, mid-career and established artists. We cannot contribute to culture, tourism and the economy if we have no venues to perform our work. Please, please, please support small to medium Arts organisations - or I fear Melbourne will no longer be the cultural capital of Australia.
108855 **Will present at FMC**	International students	Please kindly find the attached document. This submission is from Huimin Kristy Feng, an international student, recent Monash University graduate, and City of Melbourne Student Ambassador alumna. She advocates for increased 2026–27 budget investment in international student leadership and employability initiatives. Specifically, she calls for expanded volunteering pathways, career development workshops, leadership programs and internship opportunities. She argues these measures are essential to help international students transition into the workforce, retain global talent, and sustain Melbourne's position as Australia's leading student city. **Attached document**
108856	Finance Public toilets & Amenities Pool & Rec Fees Greening & Open spaces Library services Bicycle lanes Pedestrianise Streets	Please see attached file. Docklands resident and business owner. Her submission argues Docklands has been consistently underfunded compared to other suburbs, with minimal investment beyond emergency works. She calls for funding for green spaces, accessible community facilities, neighbourhood houses, extended library hours, public toilets, outdoor fitness infrastructure, children's programs and safer pedestrian and cycling infrastructure. She also seeks a more transparent, itemised and digitally accessible budget format. **Attached document**
108857	Homelessness services Local markets and small business	NMLL is one of four Neighbourhood Houses funded by the City of Melbourne. This funding is vital and complements funding provided by the Victorian Government. NMLL is also a community based registered training organisation (RTO) and a learn local organisation. As an RTO NMLL is a specialist English language and digital literacy provider. As a Neighbourhood House NMLL is focused in community capacity building, community engagement and networking.

Annual Plan and Budget 2026-27 Community consultation: Full verbatim submissions

		As the attached document demonstrates funding of NMLL's Neighbourhood House activities has a significant economic effect, with every dollar producing in excess of $5.00 in value. In short funding of NMLL is in fact an investment from all perspectives, including from a financial standpoint. INn the 2025 -2027 NMLL would like to see full indexation and a growth in the funding made available in the last year of the current four year agreement, for the following reasons: 1. North Melbourne 's population is growing 2. the current indexation is less than CPI and the previous 4 year contract was not indexed. As consequencnce NMLL has in, real terms, continually diminishing resources to address a growing population with increasing demands for assistance. NMLL also calls for an increase in the funding made available through the City of Melbourne's grant program. This would assist address local needs in several ways including with pathways to employment. Whenever possible NMLL engage unemployed local people in short term projects. This experience often assists those people transition into more secure paid employment. Inceased funding would assist expand this activity. NMLL is aware of increasing food insecurity so also advocates for an increase in the funding to food provision services. Thankyou **Attached document**

Salesforce

Feedback ID	Themes	What are your thoughts on the draft Budget 2026-27?
2013315	Greening and open space	Why is Westgate Park's Bili Nursery move not included in COM's 2026/7 budget?
2013948	Little India support	Hello My name is [redacted] and I would love to get more information into being one of the businesses helping to establish the Little India precinct in Docklands. I am a small business owner who used to be a commercial lawyer. I now run a business that aims to preserve the Indian culture and heritage through the making of Indian chai blends which have been passed down generations in my family. I would like to enquire into discussing steps for setting up a dedicate chai and cultural cafe in the precinct. Please let me know who I can speak to in relation to this. Thank you so much!

Annual Plan and Budget 2026-27 Community consultation: Full verbatim submissions

Direct submissions

Feedback ID	Themes	What are your thoughts on the draft Budget 2026-27?
DS1	Little India support	Dear Roshena Budget Submission I strongly support investment in a Little India precinct. Just as Chinatown and Lygon Street celebrate multicultural communities, given the size and growth in the Indian diaspora I would like to see Little India created. It will also be a strong drawcard for city visitation and support the city's economy.
DS2	Climate & Sustainability Greening & Open spaces	Dear Lord Mayor and Councillors, Thank you for the opportunity to provide feedback on the Draft Budget 2026–27. I support the City of Melbourne's commitment to increasing canopy cover, improving biodiversity and planting climate-resilient trees across the municipality. These are important goals, especially as Melbourne continues to face the pressures of heat, density and environmental change. At the same time, I would like to express a concern about how future planting decisions are framed and implemented. The draft budget's emphasis on indigenous species, threatened species and Caring for Country is understandable and has an important place. However, I would not want this direction to result, even gradually or unintentionally, in the loss of Melbourne's historic European-style streetscapes, avenues and civic garden character. Much of Melbourne's beauty and identity comes from its established exotic and European-influenced plantings, including plane trees, elms, oaks and other deciduous species that contribute shade, seasonal colour, formal avenue structure and a distinctive civic atmosphere. These are not merely decorative features. They form part of Melbourne's living civic inheritance. There is a long tradition in our city, and in the broader Western civic tradition, of seeing public beauty as part of the common good. Streets, gardens and avenues do not only serve practical environmental functions. They also shape memory, belonging, civic dignity and the way people experience the soul of a place. In that sense, preserving Melbourne's historic planted character

		is not opposed to ecological stewardship. It is part of stewardship. I would therefore encourage Council to clearly state that future planting will not adopt a native-only or indigenous-only approach, and that species selection will continue to balance biodiversity, climate resilience, canopy cover, shade, heritage, beauty, neighbourhood character and community preference. Indigenous species should absolutely have a strong and respected place, particularly in biodiversity corridors, waterways, parks, habitat areas and garden beds. But in historic streets, boulevards and civic precincts, Melbourne's established European character should be protected and renewed where it continues to perform well. I also ask Council to publish clearer information about proposed species mixes before major planting decisions are finalised, so residents can understand what kinds of trees and plants are being proposed for their neighbourhoods. My hope is that Melbourne can pursue a generous and balanced urban forest strategy: one that honours Indigenous ecological knowledge, responds seriously to climate pressures, and also preserves the historic beauty, order and civic character that residents and visitors deeply value.
DS3	Little India opposition	Docklands, a vibrant melting pot of cultures, is home to a diverse community that encompasses people from all cultural backgrounds. Positioning it as 'Little India' threatens to overshadow this rich tapestry, risking the marginalization of the broader community in favor of promoting a singular cultural identity. This irrational strategy will bring a negative impact to society development. Please don't turn Dockland into little India!!! Note: Submission came through Participate Melbourne Hotjar feedback bot.
DS4	Little India support	Submission via email to DLM that is supportive of the Little India precinct and writing to assist with informing the project. **Attached document**
DS5	Little India support	The submission is from the Australian Indian Community Centre, led by Vasan Srinivasan on behalf of the Federation of Indian Associations in Victoria. It advocates for significant City of Melbourne budget funding and land allocation to establish a permanent "Little India" precinct in the CBD. The proposal seeks 2,000–3,000 sqm, substantially increased funding, and council partnership. The Centre argues this is needed to reflect Melbourne's large Indian community, deliver lasting cultural, economic and tourism benefits, and match the success of other ethnic precincts such as Chinatown. **Attached document**

Annual Plan and Budget 2026-27 Community consultation: Full verbatim submissions

DS6	Waste and recycling Streetscape improvements	Dear Davydd, Please find attached the requested budget items from our last meeting. Please let me know if you require anything further. **Budget request 1** [Nang Pilot Collection Program] As the city has already been informed, these pose a safety issue—from consumption through exploding in compactors and during rubbish removal—and create an unreasonable financial burden on residents for removal. As confirmed via Minister Stitt's correspondence, "Under the *Drugs, Poisons and Controlled Substances Act 1981* (the 'Act'), sale or supply of nitrous oxide for inhalation (other than prescribed) is currently prohibited in Victoria". Given this, individuals should not have to fund the disposal of illegal activity. While the city finalises long-term solutions, it should trial a pick-up program with some of the larger superhigh-rise buildings *that have already brought this to your attention*. Similar to the e-waste collection bins, the city would provide nang bins, and the FM managers would call when each bin is full so they can be replaced/emptied. The trial will be limited to a small number of buildings, so it can operate until a long-term solution is implemented. This would also provide data to support long-term planning and can be modified to align with long-term solutions, serving as a trial for long-term implementation. It should be for removal only, with these items stored rather than disposed of initially. This will allow the pilot's funds to last longer until a long-term solution is implemented. **Budget request 2** [Central La Trobe Street Corridor Improvement Program] The stretch of La Trobe Street between Swanston and Elizabeth Streets has been an area of the city that has seen little improvement for a long time (as I have documented in past correspondence). Given that this is an extremely central and busy area of the city for residents, students, businesses, and tourists, it seems reasonable to justify a proper response towards improvement that will work in the long term. This area is also surrounded by 2 train stations, 3 tram stops, a major university, the Melbourne Central shopping centre and major commercial and residential towers. Already agreed:

		• There is already an agreement to finish the bluestone pavers this financial year and to install additional tree plots. • There is an agreement to investigate tree plots on the Melbourne Central side. Concern: • This is not enough to fix this area long-term; the right tree species and plot types present concerns. • It was said that the tree selection was intended to allow for large growth to match the rest of La Trobe Street on either side; however, the area is built over a tunnel, so limitations will always exist. • It is said that the city's goal is to be greener, but it is never mentioned that this only applies for half the year. For the rest of the year, the leaves disappear, which negatively affects area residents (particularly here, where one side of this area is a straight wall of concrete). Request: • To treat this area like you do Bourke Street Mall and to make it a feature instead. • Install irrigated tree plots on both sides of this road (removing and replacing footpath where needed). This would join those already installed outside the front of the State Library train station. • Move any utilities on the Melbourne Central Side around to accommodate the space (if needed). • Widen the footpath on the narrow section on the Melbourne Central Side. • Replant evergreen trees in each plot in this area (relocate the existing four trees). • The trees to be planted must be extremely large, established versions (300L) to ensure an immediate impact (this should be the minimum size). This will be expensive, which is why it is requested as a budget item for the area. Placing such established trees into the city's newest version of irrigated planters will result in a change to the area that justifies the cost. It would provide immediate and long-term benefits. • All of this could be done immediately, requiring only the planting of the same-size trees in the State Library plots (once the OSD development is complete). These should match the growth of what is planted now. This investment would immediately impact the area. Over time, the city could seek State funds to support it, as it would help

		finish the State Library project. However, the city can look to recoup its initial outlay from that later, preventing a delay. This would ensure that what is planted now stays healthy and grows well, has a positive impact on mental health, and improves a major part of the city for decades to come. Fixing it correctly now, rather than making continued small fixes over time, seems the most justifiable choice. Thank you for your consideration

108298 - Draft budget 26-27 submission

07 April, 2026
Patrick Chan

Submission regarding the proposed Little India initiative in Docklands

I am writing as a Docklands resident and small business owner to express my opposition to the proposed Little India initiative in Docklands. I care deeply about the future of this precinct because Docklands is not only where I live, but also where I have chosen to invest my time, my work and my future. In my view, this proposal is not the right fit for Docklands, and Council should reconsider it before committing further to a direction that could fundamentally alter the identity and long-term character of the area.

My concern is not with multiculturalism or with Indian culture itself, both of which are part of Melbourne's broader social fabric. My concern is that this proposal appears poorly aligned with Docklands' established strengths as a waterfront residential and mixed-use precinct; it does not clearly reflect the priorities residents have recently expressed for the area; and it has not yet been publicly justified with a sufficiently transparent business case, demand analysis, or clear amenity protections. These are not minor issues. They go to the heart of whether this is sound planning, sound public investment and sound stewardship of an area that already has a distinct and valuable identity. Relevant Council material shows that Docklands residents have prioritised open space, support for local economy and community-connecting cultural activity, while Council's own draft Budget emphasises a city that is clean, safe and easy to move around.

Docklands already has a clear and valuable identity
Docklands is not an empty precinct in search of a theme. It already has a distinct identity as a waterfront residential and mixed-use area. Its appeal lies in its openness, its liveability, its relative sense of order, and its role as a place where people can live, work and build long-term confidence in the area. That identity has real value, and it should not be casually reshaped through a top-down branding decision.

This proposal is not well aligned with Docklands' existing strengths
The strength of Docklands is not that it is loud, heavily themed, or defined by one cultural concept. Its strength is that it offers something more stable and more difficult to create: a waterfront precinct with residential appeal, strong connectivity, and a calmer character than many other inner-city areas. Any future improvement should build on those strengths rather than risk diluting them.

Council's own community feedback points in a different direction
Recent Council material suggests that Docklands residents are focused on practical and long-term priorities such as open space, support for local economy, and community-based cultural activity. That is very different from permanently redefining the area through a single themed precinct concept.

Supporting cultural activity is one thing; reshaping precinct identity is another. The two should not be treated as the same.

Residential amenity should come before branding
For people who actually live in Docklands, amenity is not a secondary issue. Cleanliness, safety, public order, noise, and the overall feel of the neighbourhood matter greatly. Council is already aware that residents care about these issues. Any proposal that could intensify activity, destination traffic, or pressure on public space should first demonstrate how residential amenity will be protected. That case has not yet been made clearly enough.

The business case has not been explained persuasively
A cultural precinct cannot succeed on branding alone. It requires genuine commercial logic, demonstrated demand, the right tenant mix, and a clear long-term rationale. At present, it is not clear from the public material why Docklands is the right location for this initiative, what demand has been established, or what success would actually look like. Before Council commits further to a proposal of this scale, the public case should be much more transparent.

Public investment should strengthen Docklands, not blur its direction
Docklands has already developed a reputation as a clean, modern, waterfront precinct with strong long-term potential. That image should be protected and strengthened. Council should invest in what makes Docklands more desirable as a place to live, work and run a business: better public realm, stronger local economy, more greenery, safety, amenity and community confidence. A major themed rebranding risks weakening that clarity instead of improving it.

There are better ways to support multicultural activation
Supporting multicultural life in Melbourne does not require permanently rebranding Docklands. If Council wishes to celebrate Indian culture, there are more measured ways to do so, including temporary activations, festivals, cultural programs, food events or pilot initiatives. These approaches would allow Council to support diversity without imposing a lasting identity shift on a precinct that already has its own established character.

Conclusion
For these reasons, I respectfully urge Council to reconsider the proposed Little India initiative in Docklands. Docklands deserves thoughtful improvement, but that improvement should be grounded in what the area already is and what makes it valuable. It should remain a high-quality waterfront residential and mixed-use precinct, not be redirected into a concept that is insufficiently justified and not clearly aligned with the priorities of the people who already live and work here.

Thank you for considering my submission.

Yours faithfully,
Patrick Chan

108390 - Draft budget 26-27 submission

Dear Lord Mayor Reece and Councillors,

I write as a resident of East Melbourne and a library professional with over 20 years of experience across public and academic library settings, currently working in a senior roles at a regional library service elsewhere in metropolitan Melbourne, and a university library in the City of Melbourne. I welcome the opportunity to provide input into the Budget 2026–27 on three matters: protecting professional library staffing, introducing an embedded library social worker, and commending the Council's investment in library infrastructure.

I write entirely in a personal capacity as a resident and library professional, and not on behalf of my employers.

Melbourne holds UNESCO City of Literature status - a designation sustained not by designation alone but by the professionals who work in our libraries every day. City of Melbourne Libraries, including the soon-to-open Southbank Library, are central to that identity. But their integrity depends on something budget documents rarely make visible: the professional capacity of the people who deliver them.

Commending investment in library services

I acknowledge and welcome the $2.8 million investment to complete the Southbank Library fit-out. Accessible, well-located library spaces lower barriers to participation and embed literary and civic culture in daily neighbourhood life. I encourage the Council to continue in this direction; however, only if adequate staffing can also be maintained (as detailed below).

The case for an embedded library social worker

In March 2025, City of Port Phillip created a dedicated Library Social Worker position within its Community Wellbeing and Inclusion division, reporting to the Head of Libraries. The role connects vulnerable community members with services, builds frontline staff capacity in responding to complex needs, maintains relationships with providers across homelessness, mental health, drug and alcohol, children's services and domestic

violence, and provides debriefing support to staff. It includes a formal evaluation component.

Libraries are increasingly the first point of contact for people in crisis. Staff are not trained social workers, yet are regularly placed in that position with goodwill and limited tools. This is an OHS matter as much as a service one. Frontline library staff are routinely exposed to time consuming, psychologically distressing situations - and potential physical safety risks - without adequate professional support or structured debriefing. Council has a duty of care to its library workforce. An embedded social worker directly addresses that duty, providing the backup, training, and debriefing mechanisms OHS obligations require, while simultaneously connecting vulnerable residents to appropriate support before they engage any formal service system.

The Budget already commits $2.3 million to homelessness support. Port Phillip's March 2025 position description provides a directly transferable model requiring no design from scratch. I encourage the Council to consider a comparable investment, as a pilot or service-wide appointment.

Protecting library staffing and off-desk time

I make a specific request: that the Budget 2026–27 commit to no reduction in permanent library positions, and that both permanent staffing and casual relief budgets be sufficient to protect off-desk time as a genuine working condition rather than an aspiration.

Across Victoria, a deteriorating pattern is emerging. Budget pressure is absorbed not through visible reductions - closed branches, shortened hours - but through the quiet attrition of professional capacity, particularly professional librarian roles. Permanent positions are left unfilled or converted to casual arrangements. Casual relief budgets are set at levels sufficient only to cover minimum desk shifts, with no capacity to backfill when permanent staff take their off-desk time. Administration time - for collection development, program planning, professional development, and reflective practice - is quietly surrendered to plug roster gaps. The library stays open. The metrics hold. But the professional infrastructure is hollowed out from within.

108390 - Draft budget 26-27 submission

These failures compound each other. Cuts to permanent positions increase reliance on casuals. An underfunded casual relief budget then makes off-desk time functionally impossible - not as a matter of policy, but of daily operational pressure. This is the reality in many Victorian public libraries today, and it is both a service quality failure and an OHS failure. Staff with no protected time away from the public floor have no structured opportunity to do essential library operational activities including administration, planning, program preparation, OHS, HR, training, or to decompress or debrief; creating a recognised pathway to burnout, vicarious trauma, and turnover.

I ask the Council to make three specific commitments:

1. No reduction in permanent library positions across City of Melbourne Libraries in 2026–27, that increases in proportion to new branch openings.

2. A casual relief staffing budget adequate to cover both minimum desk requirements and the backfill necessary for permanent staff to take their off-desk time.

3. Off-desk time for professional staff explicitly recognised and protected in staffing models as a minimum condition of both service quality and staff OHS.

These are not ambitious requests. They are the floor below which a professional library service cannot fall without lasting harm - to the community it serves, and to the staff who serve it.

Conclusion

Melbourne's City of Literature status is maintained day by day by professionals curating collections, running programs, and serving communities that increasingly rely on libraries as frontline social infrastructure. I ask only that the Council protect the professional foundation that makes that work possible - and lead the sector by investing in the

embedded social support that Port Phillip has already shown is both achievable and necessary.

Thank you for your consideration.

Yours sincerely,

Ms Giuliana Marie Tarascio

Freedom Lookout and the universal right to opinion and expression
"Freedom Lookout Placeholder"
108392 - Draft budget 26-27 submission
Melaru a "Freedom Lookout" place holder for Indigenous input provides a curved sculptural form with custom made tiles from around Australia to replace the Melbourne visitor centre/Western shard and single use Metro Station entrance/designs with a veil that provides additional functions of:
1. New Local & Tourist Lookout with Vistas of Federation Square and Swanston St.
2. New tourist attraction that is climbable/slidable at the base for children.
3. Indigenous metro station entrance place holder.
4. Placemaking for Federation Square.
5. Can be accessed by myki to donate to local charity.
6. Light sculpture at night.
7. Provides an adaptable stage and platform for poetry, protest and musicians.
8. More photogenic for tourism and trade.
9. Storytelling and projections/interior design for Melbourne Metro upgrades.
10. Dual language station names
11. Can you identify the man on top?

108481 - Draft budget 26-27 submission

Monday 4th May 2020

Degraves Laneway.
tony@thequater.com.au

Preliminary options for Degraves laneway -

Thank you for your enquired interest in our architectural structures. Please see below preliminary options for the structural design. Once you have identified which style of structure you prefer we can supply a detailed design scope to incorporate the architectural features required (decorative steel work, planting and shop signage), as well as initial structural engineering to ensure the proposed design is achievable and compliant.

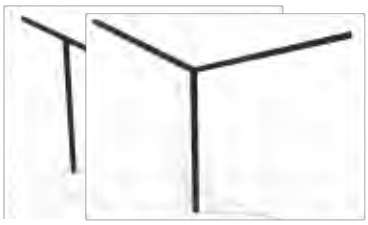



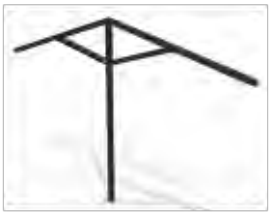

108481 - Draft budget 26-27 submission

108481 - Draft budget 26-27 submission





At this point my preferred solution for the proposed area is the centrally supported internal gutter design as I feel it will have the least construction disruption to the lane and be the most cost effective result. Subject to the compromise of aesthetics and structural engineering I would be aiming to keep the support columns at a distance apart that would suit the current shop/table layout to minimize change to the way the current tenants operate.

The other key advantage I see with this design is to keep all storm water running down the central columns into underground SW services. This means there is no obstruction to the perimeters of the new roof and clear positions for restaurant branding.

108481 - Draft budget 26-27 submission

Key advantages-

• Minimal ground works that can potentially be staged as night works with the lane being able to re open each day.

• Centralized drainage for storm water- also contributes to minimizing ground works and business disruption.

• Free standing – simplifies the consenting process as there are no other buildings to consider.

• Central post provides minimal finished structure in the lane for human traffic. •

Structure can easily support required signage for businesses.

The next steps

1- Complete concept design

This stage will require site measurements and design coordination meetings to firm up the idea and formulate a scope of works with our architects and structural engineer. We will issue a preliminary drawing set to both parties to show the design intent and parameters.

Fee estimate- $4,900.00 + G.S.T

2- Engage consultants

This stage will see the scopes from the structural engineers and architects accepted and documentation completed for consent. This may also require a geotechnical report depending on available information.

Fee estimate- $11,000.00 + G.S.T

3- Services design

This stage is for the planning of services. Prior to the plans being consented and contractors appointed this is the time to coordinated lighting, signage and storm water services.

4- Project commencement

This stage should see a head contractor appointed and the project documents in for consent. 5-

Construction-



Budget Briefing Note: Draft City of Melbourne Budget

A structured analysis of **transparency concern** and **area where additional disclosure would assist** embedded in the City of Melbourne 2026-27 draft budget: identifying potential presentation concern, material omission, and misleading framing across 12 discrete governance areas for attention.

Notes on Scope and Terminology

This review is based solely on the draft budget document and does not test or subject to scrutiny the statements made by councillors at the council meeting held on 31 March 2026. A follow-up review of the meeting transcript will be conducted to identify any additional issues arising from councillor representations at that meeting. Whilst this review uses the phrase "area where additional disclosure would assist" throughout, the principal analytical concern underlying that framing is the legal doctrine of reckless indifference to risk — a doctrine that is relevant because it does not require proof of intent or dishonesty. It is established where a decision-maker proceeds in the face of known or foreseeable risks without adequate inquiry, disclosure, or mitigation. That is why the systematic omission of risk quantification, stress testing, and scenario disclosure in a statutory governance document is analytically significant under that doctrine. This review does not allege reckless indifference against any individual councillor, officer, or staff member.

⚠ PREPARED FOR COUNCIL REVIEW OVERSIGHT & AUDIT

Scope of This Briefing Note

Two Governing Questions

Transparency Concern	Area Where Additional Disclosure Would Assist
Does the document present, omit, or frame material facts in ways that may warrant clarification for councillors, ratepayers, or oversight bodies? Where is selective framing used to obscure rather than illuminate?	Does the document systematically fail to identify, quantify, or disclose material financial, operational, and governance risks, leaving decision-makers without a full picture of known exposures?

This briefing note traces both areas for attention across 12 specific observations, drawing on page-level evidence from the draft budget document. Observations are graded by significance and cross-referenced to governance obligations.

OBSERVATION #1

Foundational Transparency Concern: Explicit Disclaimer of Responsibility

The Language - p.3

"We cannot guarantee it is without flaw... accepts no responsibility... for any error, loss or other consequence..."

This is a blanket liability disclaimer embedded in a **statutory governance document** that councillors are legally required to rely upon when exercising fiduciary duty to ratepayers.

Why It Is Worth Raising

- May sit uneasily with fiduciary duty to ratepayers
- Could pre-disclaim reliance by decision-making councillors
- Represents **an unusual disclaimer for a statutory document**, with ownership of accuracy disclaimed before any error is made
- No equivalent appears in well-governed comparable budgets

SUGGESTED: SEEK OFFICER CLARIFICATION

WORTH RAISING: ASK FOR SUPPORTING DATA

108499 - Draft budget 26-27 submission

OBSERVATION #2

Financial Strength Not Fully Reflected

$1.2M	0.15%	0
Surplus	**Buffer Ratio**	**Stress Tests**
On a total budget of $804.8 million, a margin of just 0.15%	Within statistical rounding error, negligible protection against any shock	Sensitivity analysis, downside scenarios, and contingency modelling: none disclosed

The budget characterizes this as a **"strong financial position"** and celebrates a **"third consecutive surplus."** At 0.15%, this surplus is statistically indistinguishable from zero. A single cost overrun on any major capital project would eliminate it entirely. The absence of sensitivity analysis or stress testing is not an oversight, it is a disclosure gap.

SUGGESTED: SEEK OFFICER CLARIFICATION | FOLLOW-UP: REQUEST SCENARIO MODELLING

FINDING #3

Debt Narrative Inconsistency

The Claim - p.9 & p.13

The budget states a clear **"path to be debt-free by 2032."** This framing implies controlled, linear reduction, a managed and responsible trajectory.

What the Chart Shows

Embedded in the same document, as shown in the budget's own borrowings chart, a chart reveals borrowings spiking to **$160 million** before any reduction occurs. This forward debt escalation is presented without reconciliation, explanation, or risk disclosure.

What Is Not Disclosed

- Why debt increases before it decreases
- Refinancing risk during the peak exposure window
- Interest rate sensitivity across the borrowing horizon
- Conditions under which the 2032 target may not be met

A "debt-free" narrative that omits a $160M spike is a **presentation concern** that warrants clarification.

Independent reporting (SMH, March 2025) also confirmed debt was forecast to peak at **$275 million** by end of June 2026 under the prior year's budget, providing external corroboration that a debt peak precedes the 2032 target.

108499 - Draft budget 26-27 submission

FINDING #4

Capital Allocation Without a Risk Framework

Pages 9–12 present a $175.1 million capital works program with confident delivery language. The following commitments are made without any disclosed risk register, cost-overrun assumptions, or dependency mapping.

$175.1M

Total capital works program - no consolidated risk assessment provided

$35M

QVM renewal - staging risk, contractor availability, and cost escalation undisclosed

$26M

Garden City project - environmental, planning, and delivery dependencies absent

Transport

Major transport changes described as deliverable while "subject to Dept. of Transport approvals", state approval dependency not risk-adjusted

Projects contingent on state government approvals are presented as firm deliverables. This transfers execution risk to external parties while not fully reflected for budget readers. **Suggested: seek officer clarification. Follow-up: request scenario modelling.**

Independent corroboration (CBD News, North West City News, 31 March 2026): capital works are scheduled to decline over the forward estimates — 2026–27: $175.1M; 2027–28: $161M; 2028–29: $145.6M; 2029–30: $135.3M. At the same time, infrastructure inflation is confirmed and biting: materials and services are budgeted to rise 9.6% to $252.7M, contract payments are up 11.8%, and employee costs are up 6.4% to $234.1M (CBD News analysis of budget papers).

The declining capital works trajectory, combined with rising construction costs, means projects deferred now may cost more to deliver later — a risk not modelled in the budget.

FINDING #5

Surveillance Expansion Without Disclosure of Trade-Offs

The Proposal, p.11

Expansion of up to **150 additional CCTV cameras** is presented as an unambiguous public safety improvement, no caveats, no trade-off analysis, no oversight framework described.

Undisclosed Considerations

- **Privacy impact assessment** - not referenced
- **Civil liberties implications** - not disclosed
- **Ongoing operating cost scaling** - 150 cameras adds permanent maintenance, monitoring, and storage cost not budgeted transparently
- **Effectiveness evidence** - no cited evidence that camera expansion reduces crime at this density
- **Community consent** - no reference to public consultation

---

Governance obligation requires disclosure of policy trade-offs on civil liberties matters. Presenting this as unambiguously positive is a presentation concern that warrants clarification.

SUGGESTED: SEEK OFFICER CLARIFICATION

WORTH RAISING: ASK FOR SUPPORTING DATA

OBSERVATIONS #6 & #7

Revenue Strategy & Participatory Budgeting: Areas Lacking Transparency

Observation #6: Asset Monetisation Risk (p.22)

The budget states a plan to **"explore commercial opportunities… leverage existing Council assets."** This is operational language for asset monetisation or privatisation pathways. No assets are named. No valuation methodology is disclosed. No public-versus-private trade-off analysis is presented. Ratepayers and councillors may benefit from seeking further detail on what is not yet visible.

SUGGESTED: SEEK OFFICER CLARIFICATION

WORTH RAISING: ASK FOR SUPPORTING DATA

Observation #7: Participatory Budgeting: Procedure Without Power (p.21)

The budget proposes to **"explore… a participatory budget tool."** There is no binding authority granted to community participants, no budget allocation tied to outcomes, and no governance structure to enforce decisions. This is procedural signalling - the appearance of community power without any substantive transfer of decision-making authority. It creates reputational risk if community expectations are raised and then unmet.

RECOMMENDED: REQUEST ADDITIONAL DISCLOSURE

FOLLOW-UP: REQUEST SCENARIO MODELLING

OBSERVATIONS #8 & #9

Strategic Tensions & Limited Governance Detail

Observation #8 - Growth vs. Liveability (p.9–12, p.33+)

The budget simultaneously pursues population growth, increased density, infrastructure expansion, and improved liveability - without capacity constraint analysis, infrastructure stress modelling, or trade-off reconciliation. These objectives are in inherent tension. Pursuing all without acknowledged limits is not strategic vision - it is **unreconciled ambition**.

SUGGESTED: SEEK OFFICER CLARIFICATION

WORTH RAISING: ASK FOR SUPPORTING DATA

Observation #9 - Governance Claims Without Accountability (p.15–17)

The document asserts it is **"transparent," "accountable,"** and operates within a **"performance framework."** None of these claims are operationalised. There are no enforceable KPIs tied to funding, no consequences for non-delivery, and no independent oversight mechanism described. Aspirational governance language in the absence of enforcement architecture is not accountability - it is an unusual disclaimer for a statutory document.

AREAS FOR ATTENTION #10 & #11

External Dependency Risk & Social Program Sustainability

Observation #10 - External Dependencies Treated as Certainties

Throughout the document, outcomes contingent on state government approvals, federal funding (including the Greenline project), and advocacy-based results are presented as **pipeline certainties**. None are risk-adjusted. The probability of non-delivery is not modelled. Where a single federal funding decision could unwind a major program, that risk is absent from the disclosure. This is not optimism - it is an **area where additional disclosure would assist.**

SUGGESTED: SEEK OFFICER CLARIFICATION

FOLLOW-UP: REQUEST SCENARIO MODELLING

Observation #11 - Social Programs Without Funding Durability (p.10–12, p.26–30)

Expanded homelessness services, food programs, and free community services are announced without disclosure of long-term funding sources, scaling cost projections, or demand modelling. Programs launched without durability analysis create **structural cost creep** - future budget pressures that are not fully reflected at the point of commitment. Community beneficiaries come to rely on services that may not be sustainably funded.

WORTH RAISING: ASK FOR SUPPORTING DATA

RECOMMENDED: REQUEST ADDITIONAL DISCLOSURE

FINDING #12 - MOST SIGNIFICANT FOR FOLLOW-UP

Structural Governance Gap: A Dual Condition

Synthesizing across all 11 prior observations, a consistent document-wide pattern emerges, one that points to a structural, not incidental, governance gap.

Condition One

The document presents **certainty where uncertainty dominates**, using aspirational language, selective framing, and omission of downside scenarios to give councillors a less complete picture of controllability.

Condition Two

Accountability for outcomes is **pre-disclaimed**, through liability disclaimers, external dependency transfers, and governance frameworks with limited enforcement architecture.

Summary Assessment: Disclosure & Risk Matrix

The following matrix consolidates all 12 observations by disclosure gap and risk posture. Observations rated High or Severe in either dimension are worth raising with officers and may warrant follow-up clarification or additional disclosure.

#	Observation	Disclosure Gap	Risk Posture	Location
1	Liability disclaimer on statutory document	**HIGH**	**SEVERE**	p.3
2	0.15% surplus framed as "strong position"	**MOD–HIGH**	**HIGH**	p.9, 13
3	Debt-free narrative vs. $160M borrowing spike	MODERATE	**HIGH**	p.9, 13
4	$175M capital program, no risk framework	**HIGH**	**SEVERE**	p.9–12
5	Surveillance expansion, no trade-off disclosure	MODERATE	MOD–HIGH	p.11
6	Opaque asset monetisation pathway	**HIGH**	**HIGH**	p.22
7	Participatory budgeting, illusory only	MODERATE	LOW–MOD	p.21
8	Growth vs. liveability, unreconciled	MODERATE	**HIGH**	p.9–12, 33+
9	Governance claims, no enforceable accountability	**HIGH**	**HIGH**	p.15–17
10	External dependencies, not risk-adjusted	**HIGH**	**SEVERE**	Multiple
11	Social programs, no funding durability	MODERATE	MED–HIGH	p.10–12, 26–30
12	Structural dual governance gap	**HIGH**	**SEVERE**	Document-wide

The Four Strongest Transparency Concerns

Of the 12 observations, four are most significant for follow-up because they go beyond simple omission and involve framing that councillors may benefit from clarifying for a fuller decision-making picture.

1

Statutory Liability Disclaimer

An unusual disclaimer of responsibility in a document that council is legally obligated to rely upon is not a legal formality - it is an unusual disclaimer for a statutory document.

2

Mischaracterised Financial Strength

A 0.15% surplus on an $804.8M budget is not a "strong financial position." Describing it as such without sensitivity analysis is a presentation concern that warrants clarification.

3

Opaque Asset Monetisation

Framing potential privatisation of public assets as "exploring commercial opportunities" without naming assets or trade-offs leaves an area where additional disclosure would assist ratepayer transparency.

4

Governance Claims Without Enforcement

Asserting a "performance framework" and "accountability" where no enforceable KPIs or independent oversight mechanisms exist is governance that appears limited rather than fully reflected in the document.

The Five Strongest Areas for Additional Disclosure

These five areas each independently suggest where councillors may benefit from seeking further detail. Together, they point to a consistent pattern of risk visibility that is not fully reflected in the budget's design.

Follow-up: Request Scenario Modelling for Finances

A near-zero surplus with no downside modelling means any cost or revenue shock, however modest, is worth raising with officers to understand how the budget would hold up under pressure.

Recommended: Seek Additional Disclosure on Capital Dependencies

$175.1M in capital works is contingent on state approvals, contractor delivery, and planning outcomes, none of which are risk-modelled or probability-weighted.

Worth Raising: Ask for Supporting Data on Debt Trajectory

The $160M borrowing spike appears directly in a chart within the budget document itself, not as an external estimate. It is independently corroborated: debt was separately reported (SMH, March 2025) as forecast to peak at $275M by end of June 2026 under the prior year's budget, confirming that a significant debt peak precedes the 2032 debt-free target.

Suggested: Seek Clarification on Growth and Capacity Strategy

Simultaneous pursuit of population growth, density, infrastructure expansion, and liveability, without capacity modelling, is a precondition for systemic planning gap.

Recommended: Request Sustainability Modelling for Social Spending

New service commitments without funding durability analysis, demand modelling, or scaling cost projections embed permanent structural cost pressures into future budgets.

Recommended Next Steps

This independent budget analysis could be developed into two practical instruments, each designed to help councillors and oversight bodies ask clearer questions.

Council Governance Submission

A formal submission framed purely as budget transparency, suitable for tabling at budget hearings or referred committee review. Structures each observation as a specific disclosure gap with a request for remediation.

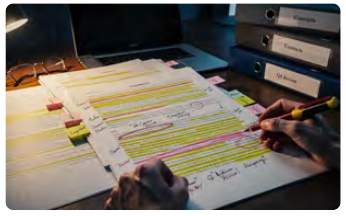

Annotated Budget Document

A line-by-line annotated version of the original PDF, marking each exposure with observation references and severity grades. To assist as a point of review by councillors and auditors.

The budget document reviewed is in draft form, and the issues identified may well be addressed in its final version.

108572 - Draft budget 26-27 submission

Dear City of Melbourne,

I am writing as both a resident of the City of Melbourne and a Nurse Practitioner working on Bourke Street community health organisation, where we partner with the Salvation Army to provide care to a significant number of people experiencing homelessness. Throughout my work, I see firsthand the daily realities, gaps, and consequences of current service limitations and unrealistic funding models. The draft budget outlines approximately $804 million to invest in the city, however, there are critical inconsistencies between this stated goal and the proposed allocations for essential frontline services and vulnerable communities

Firstly, it is deeply concerning that cohealth centres are facing closures due to a reported $4 million deficit, while substantial overall investment is being proposed elsewhere. These clinics provide essential, often life-saving, primary healthcare to vulnerable populations, including people experiencing homelessness, those with complex mental health needs, and individuals with substance use disorders. In Kensington in particular, the community has clearly expressed that continued investment in these services is a priority which was demonstrated by community gathering rally in November 2025. I acknowledge that some cohealth sites fall outside the City of Melbourne's jurisdiction; however, for those within it, I strongly urge reconsideration of funding allocation to prevent closure and maintain continuity of care.

The proposed $2.3 million investment in homelessness services lacks clarity and appears insufficient to achieve meaningful outcomes. There is brief mention of outreach, homelessness support, and drug and mental health rehabilitation. This level of funding is unlikely to sustain even a single comprehensive rehabilitation program overlooking the key fundamental issue: rehabilitation cannot be effective without stable housing. Once someone has completed rehabilitation, does one be discharged back on the street. I see this happen repeatedly with public hospitals and unsurprisingly I am yet to see anyone's health drastically improve.

I want to make one thing very clear when it comes to implementing services. An individual can access all kinds of health services from public hospital, GPs, nursing, dietitian, social work, psychologist but if someone is sleeping on the street then they will not get better. Expecting individuals experiencing homelessness to engage in drug or mental health rehabilitation without a safe place to live is not evidence-based and this approach risks being tokenistic rather than impactful.

Rather than introducing new, unclear programs, funding should prioritise strengthening established, trusted services such as:

108572 - Draft budget 26-27 submission

The Salvation Army, which already provides daily food, material aid, and frontline support

cohealth clinics, which deliver essential healthcare to those unable to access or afford it

Investment could support:

Expanded food and material aid programs

Increased clinical capacity

Funding mechanisms for patients who are not Medicare-eligible, addressing a long-standing gap in care access

We are currently in a housing crisis, and we should be prioritising housing first with wrap around services, this type of care has been effectively implemented in several other countries. Housing MUST be the central pillar of any homelessness strategy. Without it, investments in health, rehabilitation, or social support will have limited impact.

Increased funding is needed for:

Crisis accommodation

Transitional housing

Long-term housing solutions

To increase community safety a practical and relatively low-cost intervention would be expanding access to safe, public indoor spaces. The extended library hours during extreme heat periods demonstrated a clear benefit to help vulnerable Melbournians escape the heat. This model could be expanded to include

Flexible, extended library hours especially during winter nights

Safe indoor environments for people experiencing homelessness or unsafe housing

Access to basic amenities such as warmth, internet, and rest

This initiative would provide immediate, tangible support and reduce the risks associated with sleeping rough.

This could also demonstrate a way to utilised increased Community Safety Officers by positioning them in and around libraries and safe spaces to support community safety

In conclusion...

The current budget proposal does not adequately reflect the realities faced by people experiencing homelessness in the City of Melbourne.

108572 - Draft budget 26-27 submission

To genuinely make the city a better place, investment must be:

Evidence-based

Grounded in frontline experience

Focused on housing and strengthening existing services

I strongly urge the City of Melbourne to reconsider its allocation priorities to ensure funding leads to meaningful, measurable improvements for the most vulnerable members of our community.

Regards

Rowena Coyle

108584 - Draft budget 26-27 submission

Victoria Point
744-770 Bourke St & 94-120 Harbour Esplanade
Docklands 3008
17th April 2026

Submission to City of Melbourne – Draft Budget 2026–27
From: Victoria Point Owners Corporation

We welcome the opportunity to provide feedback on the City of Melbourne's Draft Budget 2026–27.

The Victoria Point Owners Corporation (VP) represents a large mixed-use complex located on the corner of Harbour Esplanade and Bourke Street in Docklands. It comprises a 42 level residential tower (home to over 1000 residents), a separate Quest serviced apartment block (comprising 115 serviced apartments), a separate office block (previously Melbourne headquarters of Bendigo Bank), and several retail outlets (located on the stadium concourse and along Bourke Street). Victoria Point shares a concourse boundary with Marvel Stadium.

VP has actively engaged with the City of Melbourne across a number of sustainability and community initiatives aimed at improving apartment living outcomes. These include:

- **Urban Forest Fund** – recipient of funding for new green infrastructure, and current participant in consultation on future program design
- **High-Rise Food Organics Pilot Program** – trialling on-site food waste dehydration technology
- **Connected Neighbourhood Small Grant** – delivery of a communal garden to support greening, social connection and resident engagement
- **Electrifying Apartments Program Pilot** – submission of an Expression of Interest

Through this hands-on involvement, we commend the professionalism and collaborative approach of Council staff across sustainability, waste and urban greening programs.

We strongly support key priorities in the Draft Budget, including:

- Expansion of food and garden organics services to high-rise apartments
- Continued investment in urban greening and the Urban Forest Fund
- The proposed Apartment Concierge model to support sustainability in multi-residential buildings

Based on VP's direct experience participating in these initiatives, we emphasise that ongoing and targeted education and implementation support remain critical. This is particularly evident in our building, where residents come from diverse multicultural backgrounds and levels of English proficiency and familiarity with local systems (such as waste and recycling) vary significantly.

In practice, this has resulted in VP's Owners Corporation—run by volunteer committee members—taking on responsibilities well beyond its intended remit. This includes providing basic, ongoing education to residents on everyday practices such as waste sorting, appropriate disposal of cigarette litter, pet management and broader expectations of living in Melbourne.

While we are committed to supporting positive outcomes within our community, this role is neither formally recognised nor appropriately resourced, and should not be relied upon as a substitute for structured, Council-led education and support.

Recommendation:

Council should expand the proposed Apartment Concierge and related programs to include **proactive, multilingual education and onboarding support for apartment residents**, along with **practical, building-specific assistance for Owners Corporations**, reducing reliance on volunteer committees to deliver core public education functions.

As a large Owners Corporation, VP engages daily with issues affecting resident safety, amenity and liveability. While the Draft Budget appropriately emphasises a "safe, clean and accessible city," there remains a clear gap between policy intent and lived experience in Docklands.

VP's submission focuses on four issues where that gap is most evident:

1. Safety risks associated with eBikes, particularly delivery riders
2. Safety impacts linked to concentrated service delivery and antisocial behaviour
3. The growing pressure on residential areas from major public events
4. Cleanliness challenges in mixed-use environments, particularly cigarette litter

1. Safety – eBikes and Delivery Riders

We note and support Council's proposal to investigate a registration or permitting scheme for commercial delivery bikes. This is a positive step.

However, from a resident perspective, the issue is **daily exposure to unsafe, illegal behaviour that is visible, predictable, and largely unchecked**.

In Docklands, particularly along Harbour Esplanade, residents are routinely exposed to high-speed eBike traffic on footpaths. This occurs despite:

- The presence of a dedicated bike lane
- Clear "No Bikes" signage
- The behaviour being explicitly illegal

Riders frequently cross at pedestrian crossings and continue riding along the footpath at speed.

This creates a constant safety risk for:

- Elderly residents
- Families with young children
- Residents exiting buildings directly onto footpaths
- Visitors unfamiliar with the area

108584 - Draft budget 26-27 submission

This is not an occasional compliance issue—it is a **normalised pattern of behaviour**.

The absence of visible enforcement or physical deterrents has effectively signalled that these rules do not apply in practice.

Recommendations:

- Installation of **physical deterrents** (e.g. rumble strips) at key transition points
- **Targeted enforcement presence** at known hotspots such as Harbour Esplanade
- **Mandatory education programs** delivered via food delivery platforms
- Establishment of **designated enforcement zones** based on observed behaviour

Without visible enforcement and physical intervention, a registration scheme alone will not materially change behaviour or improve safety outcomes.

2. Safety – Concentration of Antisocial Behaviour

We acknowledge Council's investment in homelessness services, including the "Make Room" initiative located at 602 Little Bourke Street.

However, the **localised implementation of these services is having unintended and increasingly visible impacts on surrounding areas**.

In particular, the area surrounding 602 Little Bourke Street is now characterised by:

- Regular concentrations of antisocial behaviour
- Activity extending into adjoining laneways and public spaces
- A noticeable shift in how residents navigate the city

This concern has been heightened by serious incidents, including a stabbing in October 2025.

Our residents have reported that they are actively choosing less direct routes to avoid the area. This represents a **real and measurable change in behaviour**.

The issue is not the existence of services—it is the **lack of effective place-based management of their impacts**. There is a clear "spillover" effect into surrounding public spaces that is not being adequately addressed.

Recommendations:

- Strengthen **place-based management** around key service locations
- Ensure an **integrated model** combining outreach, safety presence and enforcement
- Implement **ongoing monitoring with transparent reporting** to the community
- Actively engage nearby residents and Owners Corporations as stakeholders

A compassionate approach must be balanced with ensuring that surrounding public spaces remain safe and accessible for all.

108584 - Draft budget 26-27 submission

VICTORIA POINT

3. Public Events – Impact on Residential Areas

Docklands plays an increasingly important role in delivering major city events, supported by significant Council investment.

However, these events can place **uneven burdens on local communities**.

As a building located on Harbour Esplanade, VP experiences these impacts directly.

(a) New Year's Eve – Crowd Management

New Year's Eve presents the clearest example.

In **2024–25**, VP experienced:

- Severe overcrowding within privately owned residential areas
- Damage to green infrastructure and common property
- Use of illegal personal fireworks within close proximity to buildings

Victoria Point NYE 24/25

These conditions created genuine safety risks and required the Owners Corporation to engage private security at significant cost to manage crowd behaviour and protect residents.

This cost burden arises solely due to proximity to a Council-delivered event.

In 2025–26, early engagement with Council resulted in a marked improvement. However, these measures were **reliant on VP's proactive advocacy**, rather than embedded in standard event planning processes and there is no guarantee these measures will be offered this NYE.

Recommendation:
Event planning must formally incorporate the needs of residential areas, including:

- Pre-planned **crowd control and boundary management**
- Protection of **private property interfaces**
- Consideration of **cost impacts on Owners Corporations**, including mitigation measures

(b) Noise and Speaker Placement

Noise impacts from major events remain a persistent issue.

In many cases, the problem is not strategic planning, but **breakdown at the operational level**, where contractors are not adequately briefed on the residential context.

Relatively minor adjustments to speaker placement can have a **significant impact on thousands of residents**, yet this is not consistently implemented.

Recommendation:

- Establish **clear, enforceable sound protocols** that extend to operational staff
- Require consideration of **building orientation and residential density**
- Formalise **engagement with affected buildings** during event planning

Events are an important part of Melbourne's identity—but their delivery must better reflect the reality of a growing residential city.

4. Cleanliness – Cigarette Litter in Mixed-Use Areas

Mixed-use developments create a persistent gap in responsibility between public activity and private cost.

Cigarette litter is a clear example.

While generated largely by patrons of nearby businesses, the burden of cleaning, maintenance and damage falls disproportionately on Owners Corporations.

At VP, this risk is not theoretical. In additional to ongoing cleaning costs (removing butts from garden beds), a recent incident involving a discarded cigarette ignited a garden bed, resulting in approximately **$45,000 in damage** to waterproofing, irrigation and lighting systems.



108584 - Draft budget 26-27 submission

VICTORIA POINT

This highlights the **real financial and safety consequences** of what is often treated as a minor issue.

Recommendations:

- Clear, multilingual guidance outlining **business responsibilities**
- Increased and visible **enforcement of littering laws**
- Introduction of **shared responsibility models** in mixed-use environments
- Accessible and responsive **reporting channels**

The Draft Budget 2026–27 reflects a strong commitment to safety, cleanliness, sustainability and city activation.

However, the lived experience of high-density communities highlights a consistent theme: **policy settings are strong, but delivery at the local level is uneven.**

We therefore urge Council to:

- Pair eBike regulation with visible enforcement and physical safety measures
- Strengthen place-based management of antisocial behaviour
- Embed residential protections into event planning processes
- Address cigarette litter through enforcement and shared responsibility

Docklands is no longer an emerging precinct—it is a high-density residential community. Policy and delivery must now fully reflect that reality.

We appreciate the opportunity to provide this submission and welcome further engagement.

Thank you.

Victoria Point Owners Corporation

100 Harbour Esplanade Docklands VIC 3008

108619 - Draft budget 26-27 submission

WESTGATE BIODIVERSITY
Bili Nursery & Landcare

City of Melbourne budget submission by Westgate Biodiversity
22 April 2026

Since there is no budget for a master plan for Westgate Park in 2026-27 we ask you to consider some urgent and worthy initiatives that could be taken, such as:

- Westgate Park now has the most extraordinary fauna and before anything further is done by way of changing the park, we urge you to fund an **ecological survey** or baseline.
- Wayfinding and other signage has always been inadequate and the old Parks Vic signs are still present in a number of areas. We suggest a modest **upgrade of signage** on main routes in the Park and better displays at the entrance.
- Cycling through the Park is very popular but the main paths and the Bay Trail in some prominent areas are just dirt and muddy after rain. In other areas the surfaces are cracked. **Bike trails** are important means of transport as well as recreation and exercise and they should be part of the City of Melbourne network for cyclists.
- It is good to see the Greenline coming along the **Birrarung**, and with almost 1km of Birrarung frontage in Westgate Park, we hope to be included in Council's deliberations.
- Over the last year or so we have had people sleeping rough, **lighting fires**, moving logs and benches around. We know this is a difficult problem and SERCO is assisting but if there are ways to minimise anti-social behaviour, especially at night-time we would appreciate it.
- The Park is now very vulnerable because boundary fences have been pulled down and motor bikes and other vehicles have easy access to the Park from the former Herald & Weekly Times site. Motor bike riders are cutting substantial tracks in garden bed areas throughout the Park and represent a risk to walkers and bike riders. With this new phenomenon we urge Council to require the site owners to **secure the boundary fence**.
- As Council knows, the glass houses and other structures currently in use at Williamstown Road cannot be relocated, necessitating new equipment, including **polytunnels**, which are essential in growing indigenous plants. We make the point that many of our species are hard to grow yet we provide them at reasonable prices to councils. We will be raising funds from the community but if Council could assist this would be greatly appreciated.

108691 - Draft budget 26-27 submission

Melbourne Meal Loop
Community submission to the City of Melbourne Draft Budget 2026-27

Prepared by a community group formed through Climate Voices,
Carlton Neighbourhood Learning Centre's advocacy and leadership program on climate action

24 April 2026

To	City of Melbourne Councillors and officers considering the Draft Budget 2026-27
Subject	Budget submission seeking support for a Melbourne Meal Loop pilot
From	Melbourne Meal Loop campaign group, formed through Climate Voices at Carlton Neighbourhood Learning Centre
Contact email	**Primary contact:** Teresa Carrasco – carrasco_teresa@outlook.com **Group email:** melbournemealloop@mistynorman.com
Submission request	Allocate $50,000 in the 2026-27 Budget to investigate and trial a coordinated surplus food redistribution approach across the municipality.

1. Summary

This submission asks the City of Melbourne to allocate $50,000 in the 2026-27 Budget to investigate and pilot a coordinated surplus food redistribution model across the municipality. We propose that Council work with local restaurants, cafes, caterers, markets, food relief organisations and community groups to test practical ways of getting quality edible surplus food to people experiencing food insecurity.

The idea is simple: good food should feed people, not landfill. Melbourne already recognises that rising food prices are affecting the community and that food rescue has a role to play. The Draft Budget states that Council is supporting food security programs that rescue surplus food and will expand the food rescue program at Queen Victoria Market so food relief providers can reach more vulnerable people. This submission asks Council to take the next practical step and explore how that approach can be broadened and better coordinated citywide.

Melbourne Meal Loop is an early-stage community campaign concept developed by participants in Climate Voices, Carlton Neighbourhood Learning Centre's advocacy and leadership program on climate action. It brings together climate action, waste reduction, community resilience and food justice in one practical proposal.

2. Why this matters

The City of Melbourne's own Council Plan identifies food insecurity as a major challenge facing the community, noting that 47 per cent of residents experienced food insecurity. The Council Plan also commits Council to strengthen community resilience through initiatives and advocacy that address food insecurity. This makes food access not a marginal issue, but a clear policy concern already acknowledged by Council.

The Draft Budget similarly frames Melbourne as a city where people should be healthy, cared for, connected and able to access the support they need. It invests in services that help people who are doing it tough, and specifically notes that rising food prices are impacting the community. These statements strongly support the case for a modest, practical pilot focused on edible surplus food redistribution.

At the same time, a large hospitality and food business sector operates across the municipality. Many businesses produce edible leftover food, especially through daily trade, events and catering. Yet community organisations often receive supply inconsistently, and businesses that want to donate do not always have a simple or reliable pathway. The result is a missed opportunity: food is wasted, organisations cannot plan supply, and residents facing cost-of-living pressures miss out on support.

3. Alignment with the Council Plan 2025-29 and Draft Budget 2026-27

This proposal is closely aligned with Council's adopted strategic direction and current budget framing.

- **Healthy, safe, clean and connected communities:** The Council Plan includes a commitment to strengthen community resilience through initiatives and advocacy to address food insecurity, family violence and loneliness. A Melbourne Meal Loop pilot would be a direct and practical expression of that commitment.
- **Living sustainably:** The Budget introduces food organics and garden organics services to high-rise apartments and the budget papers identify circular economy as a council service area. A coordinated food redistribution pilot would sit naturally beside these waste and circular economy efforts by prioritising prevention and reuse before disposal.
- **Governing for our future:** The Council Plan emphasises that City of Melbourne should lead, partner and advocate on issues important to the community at municipal and neighbourhood level. A pilot that convenes businesses, community organisations and food relief providers is exactly the kind of partnership-oriented local leadership the plan describes.
- **A fair go for every neighbourhood:** The Draft Budget says liveability is about access, opportunity and support in every neighbourhood and highlights investment in people doing it tough. A surplus food pilot would extend that principle in a practical way by improving reliable access to food support close to where people live.
- **Business engagement and local innovation:** The Budget highlights support for businesses through the Business Concierge and Business Precinct programs. Melbourne Meal Loop could complement this by giving hospitality businesses a positive, practical pathway to reduce waste, contribute to the community and strengthen precinct identity.

4. What we are asking Council to fund

We recommend that Council allocate $50,000 in the 2026-27 Budget for targeted investigation, design and pilot activity to test a coordinated surplus food redistribution model across the municipality.

This funding could support a short pilot or feasibility and pilot-design process that includes business and community engagement, mapping of current food donation pathways and gaps, design of simple operating models, and testing of practical incentives or supports for business.

Suggested uses of the funding include:

Pilot component	Purpose
Business and sector engagement	Work with restaurants, cafes, caterers, markets and food relief organisations to understand barriers, motivations and operating realities.
Incentive testing	Test what would most encourage participation, such as small rebates, recognition, logistical help or streamlined donation pathways.
Coordination model	Test a simple system that links donors with food relief organisations through a broker, platform, roster or precinct model.
Logistics scoping	Identify needs around transport, food safety, handling, refrigeration, storage and timing.
Evaluation and next steps	Measure participation, food volumes, barriers and benefits to inform next steps.

5. Why Council should act now

First, Council has already identified both the need and the opportunity. The challenge of food insecurity is clearly stated in the Council Plan, while the Draft Budget already supports food rescue activity through Queen Victoria Market. A pilot would build on this existing direction rather than creating an unrelated new priority.

Second, this is a modest request in the context of an $804.8 million budget. A $50,000 allocation is small, but it could unlock learning, partnerships and practical change with strong community value. It is proportionate, testable and fiscally responsible.

Third, the idea has multiple benefits. It can reduce avoidable food waste, support residents experiencing food insecurity, strengthen relationships between business and community organisations, and contribute to a more circular local economy. It is one initiative with environmental, social and civic benefits.

Fourth, Melbourne is well placed to lead. As a major hospitality city with strong neighbourhood networks, active food relief providers and existing council interest in food security, Melbourne can test a model that may later inform broader practice across precincts or partner organisations.

6. A role for partnership and community co-design

We are not prescribing a single final model. The point of the funding is to investigate what would work in Melbourne and with Melbourne's stakeholders. That is why we are proposing a pilot and co-design approach rather than a fixed one-size-fits-all program.

Council could partner with community organisations, food relief providers, hospitality businesses, markets and social enterprises to shape the model. This would align with Council's stated approach of leading, partnering and advocating on issues that matter to the community, and with its emphasis on engagement channels that allow communities to influence decisions.

As a group that formed through Climate Voices at Carlton Neighbourhood Learning Centre, we would welcome the opportunity to contribute community insight if Council decides to progress this work.

7. Conclusion

Melbourne has the ingredients for a practical surplus food solution: a large food economy, committed community organisations, a Council Plan that recognises food insecurity, and a Draft Budget that already acknowledges the value of food rescue. What is missing is a clearer, better coordinated municipal pathway.

We therefore ask the City of Melbourne to include $50,000 in the 2026-27 Budget to investigate and trial a Melbourne Meal Loop pilot. This would be a modest but meaningful step toward a city where edible surplus food is redirected to people who need it, rather than wasted.

8. Suggested wording for Council consideration

That the City of Melbourne allocate $50,000 in the 2026-27 Budget to investigate and trial a coordinated surplus food redistribution pilot, working with local food businesses, markets, food relief organisations and community partners to identify barriers, test incentives, develop practical coordination mechanisms and evaluate options for future expansion.

References

1. City of Melbourne. Draft Budget 2026-27. In particular see pp. 9-12 and pp. 46-50 for overall budget framing, food security, circular economy and related service and activity areas.
2. City of Melbourne. Council Plan 2025-29. In particular see p. 9 on food insecurity as a community challenge, pp. 25-29 on the strategic priority for healthy, safe, clean and connected communities, and pp. 45-50 on implementation program links to future budget activity.
3. City of Melbourne. Food City 2024-34. Referenced in the originating campaign draft as relevant strategic context for dignified food relief and partnership-based food systems work.
4. KPMG. Australian National Food Donation Tax Incentive Implementation Analysis: Testing the feasibility of a National Food Donation Tax Incentive scheme for Australia. Referenced in the originating campaign draft regarding barriers to food donation including transport, storage and labour costs.

108691 - Draft budget 26-27 submission

Submitted by: Melbourne Meal Loop campaign group
Formed through Climate Voices at Carlton Neighbourhood Learning Centre

108694 - Draft budget 26-27 submission

Special Olympics Australia

24 April 2026

Lord Mayor Nicholas Reece, Deputy Lord Mayor Roshena Campbell and Councillors

Melbourne City Council
Melbourne Town Hall
Swanston Street
Melbourne VIC 3000

Dear Lord Mayor Reece, Deputy Lord Mayor Campbell, and Councillors,

Budget Submission for funding for the Special Olympics Australia National Games Melbourne 2026.

I am writing to you at a moment of genuine importance, not only for Special Olympics Australia, but for Melbourne, for disability sport, and for the thousands of Australians whose courage, determination and joy of competition rarely make the front page.

From 19 to 23 October 2026, Melbourne will open its doors to more than 1,000 athletes with intellectual disability from every state and territory of Australia, competing in the Special Olympics Australia National Games. This is one of the most significant disability sporting events ever staged on Australian soil, a celebration of human potential, community, and belonging that Melbourne is uniquely positioned to champion.

We are respectfully requesting a budget allocation of $150,000 from the City of Melbourne to help make these Games the landmark event they deserve to be. We want to be direct about why this request matters so much, and why the timing could not be more significant.

The Shadow of the Commonwealth Games

In April 2022, the Victorian Government made a bold commitment, to host the 2026 Commonwealth Games, bringing a global sporting spectacle to regional Victoria. It was a promise made to athletes, to communities, and to the world. Fifteen months later, that promise was broken.

The cancellation of the Victoria 2026 Commonwealth Games in July 2023 left a wound that has not fully healed. The Victorian Auditor-General subsequently found that the decisions to bid, plan, and then withdraw from the Games cost Victorian taxpayers more than $589 million, with no event, no athletes, no legacy, and no discernible benefit to show for it.

For the disability sport community, that failure stings with particular bitterness. The cancelled Games were to include ten fully integrated Para sports, a historic step towards recognition and

Special Olympics Australia
PO Box 110 Concord West NSW, 2138
Email info@specialolympics.com.au | **www**.specialolympics.com.au

ABN 28 050 738 728

inclusion. Those athletes were promised a stage, a moment, a place in the national spotlight. And then, without ceremony, that promise was erased.

The contrast with what we are asking today could not be starker. Special Olympics Australia is not asking for hundreds of millions of dollars. We are not asking for new stadiums, athletes' villages, or regional infrastructure. We are asking for $150,000 — less than 0.03% of what was squandered on an event that never happened — to support a real event, with real athletes, already confirmed and coming to Melbourne.

A Community Too Long Overlooked

We want to speak plainly about something that does not often get said aloud: the 850,000 Australians living with intellectual disability, and the families, carers and communities who support them, have not received anything close to their fair share of government investment in sport and community life.

State and local governments across Australia have been slow — far too slow — to recognise the immense value of Special Olympics, not only as a sporting movement but as a vehicle for social inclusion, community connection, and the kind of shared civic pride that Melbourne was built on. Despite repeated calls for greater support, events of this scale and significance for the intellectual disability community attract a fraction of the partnership investment that mainstream sporting events take for granted.

The National Games is not a small community fun run. These athletes have trained for years. They compete with the same fire and focus as any elite athlete in the country, and they deserve to be treated accordingly. The Opening Ceremony at Melbourne Park will be a landmark moment in Australian disability sport history, and yet, without support from local government, these athletes risk arriving in this city without the full embrace it could, and should, offer them.

The City of Melbourne has an opportunity — right now — to stand on the right side of that history. Every member of this Council has the chance to be part of the moment this changed.

What Melbourne Gains

This is not a one-way transaction. The City of Melbourne's investment of $150,000 will be put to work across three areas of genuine impact: a landmark Opening Ceremony at Melbourne Park befitting Australia's sporting capital; a community engagement program that activates Melbourne's CBD precincts, recruits local residents as volunteers, and showcases the city's warmth and character; and a Thank You event for athletes, families and carers — held in a landmark Melbourne venue — that will be among the most moving and memorable events this city hosts in 2026.

More than 1,000 athletes will arrive in Melbourne, each accompanied by coaches, family members and supporters. They will spend money in our restaurants, our hotels, our shops. They will walk

our streets and carry Melbourne's reputation home with them to every corner of Australia. And they will remember — for the rest of their lives — whether this city made them feel welcome.

National media coverage will follow. The Opening Ceremony at Melbourne Park, streamed live, will carry Melbourne's name and values to a national audience. The City of Melbourne will be seen — and known — as the city that said yes when disability sport needed a champion.

A Council Decision That Will Be Remembered

Councillors, Melbourne has always been defined not merely by the events it hosts, but by how it hosts them — with generosity, with heart, and with an instinct to celebrate people rather than just performances. This Council has the power to express those values in the most tangible of terms.

The Special Olympics Australia National Games will take place in October 2026 — with or without the City of Melbourne's support. But there is a profound difference between Melbourne being a backdrop to these Games and Melbourne being their champion. We are asking this Council to choose to be their champion.

When the Commonwealth Games promise collapsed, it cost this state nearly $600 million and left nothing behind. We are offering Melbourne something entirely different: a real event, with real people, producing real and lasting impact — for a fraction of a fraction of that cost.

An investment of $150,000 will ensure that Melbourne's athletes, families and communities feel the full embrace of this great city. It will generate goodwill, media reach, volunteer engagement and civic pride that no advertising budget could replicate. And it will signal, in the most tangible of terms, that the City of Melbourne does not merely talk about inclusion — it funds it.

We would welcome the opportunity to speak to our budget submission.

Thank you for your time, your leadership, and your commitment to a Melbourne that truly belongs to everyone.

Yours sincerely,

[redacted]

Jamie O'Connor

CEO - Special Olympics Australia

108710 - Draft budget 26-27 submission

La Mama Theatre welcomes the opportunity to respond to the City of Melbourne's draft Budget. For almost six decades, La Mama has been a cornerstone of Melbourne's independent arts sector - supporting emerging artists, fostering innovation, and contributing to the city's identity as a leading cultural capital.

We recognise that the draft Budget priorities reflect the City of Melbourne's Council Plan and M2050 Vision, shaped by strong community input. The values identified: safe and welcoming streets, affordable everyday services, places to connect, more green space, and responsible planning for the future - closely align with the work and impact of La Mama and the broader independent arts sector.

La Mama sees itself not only a cultural institution but a delivery partner in achieving the City's strategic objectives. Through our daily operations, broad and affordable year-round artistic programming, and genuine community engagement, we directly contribute to the outcomes the City seeks to realise:

Safe and welcoming streets: La Mama helps create safer, more welcoming streets by activating the Carlton precinct day and night. Our audiences and artists generate consistent foot traffic and a sense of shared public presence that supports safety and vibrancy.

Affordable everyday services: We help ensure cultural access remains affordable. By maintaining low-cost entry points for both artists and audiences, as well as free street activation events, La Mama supports equitable participation in the City's creative life.

Places to connect with others: La Mama provides essential spaces for connection. Open to the public every day with free coffee and space to gather, collaborate, and engage in meaningful cultural exchange.

More green space: While not a green space provider directly, La Mama complements the City's investment in liveability by contributing to a balanced urban environment where cultural and natural spaces work together to support wellbeing.

Responsible planning for the future: La Mama plays a key role in future-proofing Melbourne's creative sector. By nurturing emerging artists and sustaining independent practice, we help ensure a resilient, innovative cultural ecosystem.

Economic and Social Impact: Our work delivers tangible outcomes that support the City's broader objectives: Activation of local areas, supporting nearby businesses and hospitality, development of Melbourne's creative workforce and industries, strengthening of community wellbeing and social cohesion and contribution to Melbourne's reputation as a global cultural destination.

Despite this contribution, small arts organisations face increasing pressures, including rising operational costs, infrastructure needs, and funding uncertainty.

La Mama acknowledges and welcomes the City of Melbourne's continued recognition of arts and culture within the draft Budget. Ongoing investment in cultural programming, festivals, and major institutions is essential to maintaining Melbourne's reputation as a global cultural destination.

However, we note that the sustainability of this broader cultural ecosystem depends on the strength of its foundation: the independent and small-to-medium sector. It is within venues like La Mama that new work is developed, new voices are nurtured, and the creative risks are taken that ultimately feed the larger cultural landscape.

108710 - Draft budget 26-27 submission

We encourage the City of Melbourne to ensure that budget allocations for **arts and culture explicitly and adequately support independent and grassroots organisations through:**

- Increased operational funding that reflects rising costs and demand
- Multi-year funding structures that provide stability and enable long-term planning
- Targeted investment in small venues and grassroots organisations as essential cultural infrastructure
- Recognition of the independent sector's role in delivering on multiple City priorities beyond arts alone, including community wellbeing, economic activation, and social cohesion.

Without this targeted support, there is a risk that the independent sector will contract, limiting the diversity, accessibility, and innovation that define Melbourne's cultural identity.

La Mama Theatre is proud to contribute directly to the City of Melbourne's vision for a safe, connected, and liveable City. With continued support, we can further strengthen our role in helping the City achieve its strategic goals. We appreciate the opportunity to provide this submission and look forward to ongoing engagement as the Budget is finalised.

108735 - Draft budget 26-27 submission

Formal Objection to Proposed "Little India" Precinct in Docklands

To: Lord Mayor, Councillors and Chief Executive Officer
City of Melbourne

Subject: Strong formal objection to the proposed "Little India" precinct in Docklands — Draft Budget 2026–27

I write to formally and strongly object to the City of Melbourne's proposal to allocate public funds to progress a so-called **"Little India" precinct in Docklands**.

The City of Melbourne's Draft Budget 2026–27 states that Council proposes to invest **more than $1.2 million** to progress Little India, in addition to **$250,000** for a new multicultural activation stream, with the stated aim of strengthening cultural landmarks and precinct identity. (HDP Participate Files)

Council's own public messaging describes the Docklands proposal as involving **infrastructure, public realm upgrades, creative projects and more**, and says the precinct would "bring the area to life." (City of Melbourne)

This objection is not directed at Indian Australians, Indian residents, Indian businesses, Indian culture, Indian food, Indian festivals, or any private person. Indian Australians are entitled to live, work, trade, celebrate, organise and participate in Melbourne on exactly the same basis as every other citizen and resident.

This objection is directed at **Council's proposal to use public money, public land, public branding, civic authority and municipal planning power to artificially impose an ethnicity-specific identity on Docklands.**

The proposal is unacceptable. It should be removed from the budget, cancelled, and not revived.

---

1. The proposal is racially preferential public policy

A publicly funded "Little India" precinct is not neutral civic infrastructure.

It is not a footpath, a streetlight, a park bench, a public toilet, a tree, a safety upgrade, a tram stop, a library, a drainage improvement or a general business-support program.

It is an ethnicity-specific public branding project.

Council is proposing to use public money to elevate one national, ethnic and cultural identity into the official identity of a public precinct. That is racially preferential in civic effect,

regardless of whether Council describes it in softer language such as “diversity,” “activation” or “cultural identity.”

That is the core problem.

Public money should be used for public purposes that apply equally to all residents. It should not be used to create public spaces branded around one ethnicity, one nationality, one diaspora group, or one migrant identity.

---

2. The proposal is offensive to equal citizenship

Every resident of Docklands should be treated first as a resident, ratepayer, property owner, worker, business owner, tenant, visitor or citizen — not as a member of an ethnic category.

The Little India proposal does the opposite. It frames Docklands through one selected cultural identity and asks the broader community to accept that civic rebranding.

That is offensive to the principle of equal citizenship.

A person living in Docklands should not wake up to discover that Council has decided their neighbourhood is now to be branded around a national or ethnic identity they did not choose, were not directly consulted about, and may not support.

Docklands is a mixed residential, commercial and waterfront precinct. It is not vacant land. It is not a council-owned cultural theme park. It is home to thousands of residents, many businesses, apartment towers, owners corporations, workers, commuters, stadium visitors and existing local communities.

Council has no right to impose an ethnicity-specific civic identity on that community without overwhelming evidence, direct consent and transparent process.

No such evidence or consent has been shown.

---

3. The proposal appears artificial, not organic

Council and supporters compare the proposal to Chinatown, Koreatown and other cultural precincts.

That comparison is weak.

Historic cultural precincts generally developed through settlement patterns, business clustering, community institutions, language networks, migration history, family enterprises and long-standing commercial identity. They were not simply invented by a council budget line and imposed on an area because councillors wanted to “activate” it.

Reporting indicates that Council had explored an Indian cultural precinct for years, but an audit found **no natural place to establish one because Indian-related businesses were spread across the city**. The Herald Sun reported that the project was later renewed with a **$150,000 scoping study**, followed by the current **$1.2 million** budget push. (Herald Sun)

That matters.

If there is no naturally concentrated Indian commercial precinct in Docklands, then Council is not recognising an existing community reality. It is trying to manufacture one.

That is planning by theatre. It is branding before substance. It is a cultural set-piece looking for a location.

---

4. Docklands has not been shown to have the cultural history required for this proposal

Council has not demonstrated that Docklands has a long, specific, organic Indian cultural history comparable to established cultural precincts.

Docklands has a large overseas-born population and a significant Indian-born population. City profile data reports that in 2021, **61.6% of Docklands residents were born overseas**, and **14.5% of Docklands residents, or 2,243 people, were born in India**. (Profile.id)

But that does not prove Docklands is, or should become, “Little India.”

A demographic presence is not the same as a cultural precinct.

If demographic size alone justifies civic branding, then Council should publish the exact threshold. Is 10% enough? 15%? 20%? Which groups qualify? Which do not? Why one group and not another?

Docklands is diverse. City of Melbourne’s own neighbourhood profile says Docklands has **17,723 residents**, **1,028 businesses**, **82,332 local jobs**, and **62% of residents born overseas**. (City of Melbourne)

That diversity supports the opposite conclusion: Docklands should remain a common civic space, not be officially branded around one selected ethnicity.

---

5. The proposal is ridiculous as urban planning

Docklands has real, long-standing urban problems:

- weak street life;
- poor pedestrian warmth;

- wind exposure;
- inconsistent retail performance;
- underused public spaces;
- event-day congestion;
- insufficient local identity;
- lack of neighbourhood feel;
- poor integration between residential towers, the waterfront and visitor destinations.

These are real planning and infrastructure failures.

Council's response should be practical:

- better lighting;
- better pedestrian crossings;
- safer streets;
- more trees;
- wind mitigation;
- improved tram capacity;
- improved footpaths;
- more public seating;
- better cleaning;
- public toilets;
- better waterfront access;
- practical support for all businesses;
- general events that do not impose an ethnic identity on the suburb.

Instead, Council proposes a Little India precinct.

That is ridiculous as urban planning. It treats a serious urban-design problem as if it can be solved with cultural branding, festivals, signage, decorative works and themed activation.

Docklands does not need a new ethnic costume. It needs competent planning.

---

6. The proposal is offensive to all other cultures

Melbourne contains people from hundreds of backgrounds.

If Council funds Little India, it must explain why it is not funding:

- Little Philippines;
- Little Nepal;
- Little Sri Lanka;
- Little Colombia;
- Little Iran;
- Little Brazil;
- Little Ethiopia;
- Little Lebanon;

- Little Malaysia;
- Little Indonesia;
- Little Thailand;
- Little Korea in Docklands;
- Little China in Docklands;
- Little Greece in Docklands;
- Little Italy in Docklands.

Council cannot fund everyone in this way.

Therefore, if it funds one group, it is selecting winners and losers among cultures.

That is not equality. That is not neutrality. That is not fair public administration.

It is cultural favouritism using public money.

---

7. The proposal creates a dangerous precedent

If Council can allocate more than $1.2 million to create a Little India precinct in Docklands, it creates a precedent for other ethnicity-specific claims.

Other communities could reasonably ask: why not us?

Council would then have only two options:

1. fund similar ethnicity-specific precincts for many other groups, which is financially absurd; or
2. refuse other groups, thereby confirming that some identities receive preferential civic treatment and others do not.

Neither outcome is acceptable.

The proper rule is simple: Council should not use public money to manufacture ethnicity-specific precincts.

---

8. The proposal is not multicultural fairness; it is selective ethnic branding

Supporters will call this “multiculturalism.”

That does not answer the objection.

A genuinely multicultural city does not need Council to officially assign ethnic labels to neighbourhoods. A genuinely equal city allows people from all backgrounds to participate freely in shared public spaces without Council branding one area around one ancestry group.

The proposal is not neutral multicultural programming. It is selective ethnic branding.

There is a major difference between:

- permitting Indian festivals;
- supporting general community events;
- allowing Indian businesses to operate freely;
- providing grants under neutral rules;

and:

- branding a public precinct as “Little India”;
- funding public realm upgrades around that identity;
- using council authority to make one ethnicity part of the place identity.

The first set of activities is ordinary civic freedom.

The second is racially preferential public policy.

---

9. Direct resident notification appears absent

Council has not, to my knowledge, directly notified Docklands residents of this proposal.

I have not received a direct letter, email, formal notice or targeted communication explaining that Council proposes to spend public money progressing a Little India precinct in Docklands.

That is a serious procedural failure.

A proposal that may alter the identity, commercial character, visitor profile, traffic patterns, amenity, noise levels, event load and property perceptions of Docklands should not be hidden inside general budget consultation.

Direct notice should have gone to:

- Docklands residents;
- apartment owners;
- owners corporations;
- landlords;
- property managers;
- local businesses;
- local workers;
- affected streets;

- nearby residential towers;
- business precinct groups;
- emergency services;
- public transport authorities.

General budget consultation is not sufficient for place-specific cultural rebranding.

If Council did not directly notify affected residents, owners corporations and businesses, the proposal should be withdrawn immediately.

---

10. The “15 organisations” consultation is opaque and inadequate

The ABC reported that consultation on the plan involved **15 community organisations and associations**, that scoping had begun, and that recommendations would be brought to Council for consideration in mid-2026. (ABC News)

Council has not publicly identified those 15 organisations in the reporting.

That is unacceptable.

The public is entitled to know:

- who these organisations are;
- how they were selected;
- whether they are Indian cultural organisations;
- whether they are event organisers;
- whether they are business beneficiaries;
- whether they are political advocacy groups;
- whether they are Docklands resident bodies;
- whether they are neutral civic bodies;
- whether opposing views were included;
- whether ordinary residents were surveyed;
- whether property owners were consulted.

Consulting 15 unnamed organisations is not transparent public engagement.

It may be stakeholder management. It may be lobbying. It may be selective consultation. It may be consultation with groups already disposed to support the proposal.

Council must disclose the list.

Until it does, residents are entitled to reject the consultation process as inadequate.

---

11. Community organisations are not a substitute for residents

Even if some Docklands community groups support the proposal, that is not the same as resident consent.

A community group is not a referendum.

A spokesperson is not the affected population.

An advocacy organisation is not a statistically valid sample.

A cultural association is not an independent planning body.

A business association is not a neutral public-interest authority.

Council must not treat approval from selected organisations as approval from Docklands.

If Council wants to alter the public identity of Docklands, it must consult Docklands directly.

---

12. Known supportive voices appear interested, not neutral

Public reporting has quoted supportive voices connected with Indian cultural and event activity. Docklands News reported that Melbourne Diwali director Gautam Gupta welcomed the Lord Mayor's support and that further details about suitable locations and community engagement had yet to be confirmed. (Docklands News)

Docklands has also hosted Diwali events, including at Ron Barassi Snr Park, with local reporting describing large crowds at those events. (Docklands News)

Those facts do not prove resident consent for a permanent or semi-permanent Little India precinct.

Event success is not a mandate for ethnic place-branding.

A Diwali event is temporary. A precinct identity is different.

A successful festival does not justify permanent civic rebranding of Docklands.

---

13. The proposal is being advanced before key facts are settled

Reporting states that scoping has begun and recommendations will go to Council for consideration in mid-2026. (ABC News)

That raises a major problem.

If recommendations are still to come, why is more than $1.2 million already proposed to "bring Little India to life"?

If location, boundaries, design, traffic effects, consultation, business impacts and resident impacts are not finalised, Council should not be allocating implementation funding.

This looks backwards.

The proper order should be:

1. publish the scoping study;
2. identify possible locations;
3. notify affected residents;
4. consult owners corporations and businesses;
5. publish a traffic and amenity assessment;
6. publish a business case;
7. invite objections;
8. consider alternatives;
9. then decide whether to fund anything.

Council appears to be moving money first and justification second.

That is unacceptable.

---

14. The proposal should be treated as a major place-branding decision

Council should not pretend this is minor.

A place-branding decision can affect:

- public perception;
- buyer perception;
- renter perception;
- investor perception;
- business mix;
- tenancy demand;
- event frequency;
- tourism expectations;
- traffic demand;
- noise expectations;
- media portrayal of the suburb.

Residents and property owners are entitled to be consulted before Council changes the perceived identity of their suburb.

This is especially relevant in Docklands, where apartment ownership, investment value, rental demand and resident amenity are highly sensitive to public perception.

---

15. Property value and market perception have not been assessed

Council has not shown that it has assessed whether the proposed branding may affect property perception in Docklands.

That does not mean property values will necessarily fall. It means Council has not shown that it has examined the issue.

Council should publish an assessment of:

- buyer perception;
- renter perception;
- investor sentiment;
- effects on apartment marketing;
- impact on existing residential buildings;
- whether the precinct name could change how Docklands is perceived externally;
- whether some buyers may avoid an explicitly ethnicity-branded precinct;
- whether other buyers may be attracted;
- whether the effect is neutral.

This analysis should occur before Council spends public money.

---

16. Docklands already suffers major-event traffic pressure

Docklands is heavily affected by major events at Marvel Stadium.

On event days, roads around Docklands can become congested for long periods. Residents experience traffic delays, ride-share congestion, parking pressure, pedestrian crowding, tram pressure and general disruption.

Council should not add another visitor-attraction layer without a traffic impact assessment.

The Little India proposal appears to be framed around events, food, culture, business activation and public-realm upgrades. Council's own statement says the project will include infrastructure, public realm upgrades, creative projects and more. (City of Melbourne)

That kind of activation is intended to draw people in.

Council must answer:

- Has event-day congestion around Marvel Stadium been modelled?
- Has the interaction between Little India events and Marvel Stadium events been assessed?
- Has evening and weekend traffic been assessed?
- Has tram capacity been assessed?
- Has parking pressure been assessed?
- Has emergency vehicle access been assessed?
- Has ride-share congestion been assessed?
- Has pedestrian crowd control been assessed?

Without this, the proposal is premature.

---

17. Residential growth has not been properly accounted for

Docklands is not static.

There are already large apartment buildings, continuing construction, and significant population density. Additional apartments mean more residents, more deliveries, more waste, more pedestrian traffic, more cars, more ride-share demand, more tram demand, more supermarket demand and more use of public spaces.

Council must consider the cumulative impact of:

- existing residents;
- future residents;
- apartment construction;
- stadium events;
- daily commuters;
- local workers;
- tourists;
- visitors;
- new precinct events;
- increased restaurant and nightlife activity.

A responsible Council would not add a new visitor-attraction precinct without modelling cumulative pressure on infrastructure and services.

---

18. Public services may be insufficient

If the proposal is intended to attract more people to Docklands, Council must explain how it will manage:

- cleaning;
- rubbish collection;
- public toilets;
- crowd control;
- security;
- policing;
- noise complaints;
- food waste;
- traffic management;
- street maintenance;
- graffiti removal;
- emergency access;
- tram stop crowding;
- pedestrian safety.

The initial $1.2 million may not reflect the true cost.

A precinct is not just created once. It must be maintained.

Council must disclose whether Little India would require ongoing annual funding.

---

19. The proposal risks distorting the local business mix

If Council uses public money to promote one cultural identity, it may distort the local commercial environment.

Existing Docklands businesses may feel pressured to align with the precinct brand or risk being outside the new identity.

A café, bar, grocer, gym, pharmacy, hairdresser, restaurant or service business that has nothing to do with Indian culture may find itself operating inside a council-branded Little India area.

That is unfair.

Council business support should be neutral. It should not use public money to preference one cultural business identity over others.

---

20. The proposal may advantage particular traders or event operators

Public money spent on a Little India precinct may directly or indirectly benefit:

- Indian restaurants;

- Indian grocery businesses;
- Indian festival organisers;
- Indian cultural event operators;
- Indian business associations;
- Indian-themed tourism operators;
- landlords who lease to Indian-themed businesses;
- consultants and designers connected to the project.

That does not mean any of those parties have acted improperly.

But it does mean Council must disclose conflicts, beneficiaries, procurement processes and selection criteria.

When public money is targeted around one identity, the risk of perceived favouritism is obvious.

---

21. The proposal creates the appearance of ethnic patronage

Council should not create the appearance that public money is being used to cultivate favour with a specific ethnic voting bloc, business network or community leadership structure.

I do not assert corruption without evidence.

But the proposal creates the appearance of ethnic patronage.

Council should disclose:

- all councillor meetings about Little India;
- all meetings with Indian cultural associations;
- all meetings with Indian business groups;
- all correspondence with event organisers;
- all lobbying material;
- any campaign commitments;
- any political party involvement;
- any donor or fundraising links;
- any community-political advocacy connected with the proposal.

Public confidence requires transparency.

---

22. The proposal is open to political misuse

Ethnicity-specific precinct funding is politically dangerous because it allows elected officials to appear as patrons of particular communities.

That is not healthy local government.

Council should not be distributing symbolic civic recognition and public funds in ways that can be perceived as targeted political signalling to one demographic group.

The safest and fairest approach is culturally neutral funding based on universal public benefit.

---

23. The proposal is not necessary to support Indian businesses

Indian businesses do not need a council-manufactured ethnic precinct to succeed.

They need the same things all businesses need:

- fair rents;
- foot traffic;
- safety;
- clean streets;
- good signage rules;
- efficient permits;
- fair grants;
- reliable transport;
- reasonable outdoor dining rules;
- simple compliance processes.

Council can support Indian businesses through ordinary, neutral business programs available to all.

It does not need to brand part of Docklands as Little India.

---

24. The proposal is not necessary to celebrate Indian culture

Indian culture can be celebrated without permanent or semi-permanent ethnic precinct branding.

Council can permit or support:

- Diwali events;
- Holi events;
- food festivals;
- music performances;
- dance events;
- rotating cultural festivals;

- community grants open to all groups;
- library programming;
- temporary markets.

None of that requires imposing a Little India identity on Docklands.

Temporary events are different from official place-branding.

---

25. The proposal may trivialise Indian culture

India is not a single simple brand.

It contains many languages, religions, regions, cuisines, castes, histories, political traditions and cultural differences.

A council-created Little India risks reducing this complexity to:

- food;
- colours;
- festivals;
- decorations;
- signage;
- market stalls;
- public art;
- photo opportunities.

That is not necessarily cultural respect. It may become municipal tokenism.

Even within Indian communities, there can be disagreement about representation, priorities and whether symbolic visibility is the best use of resources. The ABC reported that one Indian-Australian community member questioned whether resources should instead go to community needs such as women's health and mental health programs. (ABC News)

Council should not assume that Indian Australians all want the same symbolic precinct.

---

26. The proposal may intensify social division

The ABC reported that the proposal triggered racist commentary online. (ABC News)

Racist abuse should be rejected.

But Council should not use the existence of racist abuse to dismiss legitimate objections about process, public money, evidence, fairness, consultation and urban planning.

In fact, the backlash shows that ethnicity-specific civic branding can inflame division.

A Council interested in a common civic life should avoid policies that divide public space into identity-branded zones.

---

27. The proposal is not “anti-racist”; it is race-conscious public administration

Supporters may claim the proposal is inclusive.

But inclusion does not require Council to organise public space around ethnicity.

A public authority should avoid race-conscious decision-making unless there is a compelling, evidence-based reason. Here, Council has not shown such a reason.

The proposal appears to treat ethnicity as a basis for public investment and place identity.

That is exactly what many residents object to.

---

28. The term “Little India” itself is problematic

The phrase “Little India” may sound celebratory to supporters, but it is also reductive.

It labels a section of a public Australian city by reference to another nation.

Docklands is in Melbourne. It is not India. It is not an Indian enclave. It is a shared Australian urban precinct with residents from many backgrounds.

The name itself implies separation from the broader civic identity of Melbourne.

That is not appropriate for a Council-imposed place identity.

---

29. The proposal is not “Australian” in civic principle

Australia should welcome migrants into a shared civic culture.

That does not mean private cultural expression disappears. It means public institutions should treat people as equal citizens rather than officially organising public space by ethnicity.

A Council-created Little India precinct sends the wrong message. It suggests that migrant communities should be officially recognised through separate identity zones.

That is not integration. It is municipal ethnic compartmentalisation.

---

30. The proposal may weaken common civic identity

Docklands should be improved as Docklands.

It should not be rebranded as a themed ethnic destination because Council wants activation.

The stronger civic identity is:

- Docklands as a waterfront neighbourhood;
- Docklands as a residential community;
- Docklands as a business district;
- Docklands as a stadium precinct;
- Docklands as part of Melbourne.

Council should strengthen that identity, not replace it with an imported ethnic brand.

---

31. The proposal is a poor use of scarce public money

Council's draft budget material states the total budget is **$804.8 million**, with a **$175.1 million capital works program**, and an events, arts, culture and activation allocation of **$41.2 million**. (Participate Melbourne)

The question is not merely whether $1.2 million is "small" in the context of the total budget.

The question is whether it is justified at all.

Every dollar spent on ethnic branding is a dollar not spent on:

- safety;
- infrastructure;
- cleaning;
- public toilets;
- footpaths;
- traffic management;
- parks;
- waste services;
- general business support;
- better amenities for all residents.

The opportunity cost is real.

---

32. The proposal may become a recurring subsidy

Council must disclose whether this is a one-off allocation or the beginning of ongoing funding.

A cultural precinct may require:

- annual events;
- marketing;
- signage;
- cleaning;
- security;
- staff;
- stakeholder management;
- public art maintenance;
- traffic management;
- grants;
- additional services.

The initial figure may understate the long-term cost.

Council should not proceed until it publishes a 5-year and 10-year cost estimate.

---

33. The proposal lacks measurable success criteria

Council should define what success means.

Is success:

- more visitors?
- more restaurants?
- higher retail rents?
- more Indian-owned businesses?
- more events?
- more tourists?
- higher resident satisfaction?
- lower vacancy?
- improved safety?
- increased rates revenue?

Without measurable criteria, the proposal becomes a vague branding exercise.

Council should not spend public money on a concept that cannot be objectively evaluated.

---

34. The proposal may fail commercially

If the precinct is artificial, it may fail.

A few events, signs and public-realm upgrades do not create a real cultural economy.

A functioning cultural precinct needs:

- many relevant businesses;
- private investment;
- community institutions;
- repeat visitors;
- organic identity;
- long-term commercial demand;
- strong transport access;
- resident support;
- landlord cooperation.

Council has not shown that these conditions exist in Docklands.

---

35. The proposal may become embarrassing civic theatre

There is a real risk that Little India becomes a symbolic photo opportunity rather than a real precinct.

Council may cut ribbons, install signage, fund events and declare success — while the underlying Docklands problems remain.

That would be offensive to residents and wasteful to ratepayers.

Docklands does not need a performative project.

It needs practical improvement.

---

36. The comparison to Chinatown is flawed

Supporters may say Melbourne already has Chinatown.

This is not persuasive.

Chinatown is historically rooted. It developed over time. It was not simply created by a modern Council budget to activate a struggling precinct.

Council must not use historic organic precincts as an excuse to manufacture new ethnic precincts wherever politically convenient.

Recognition of history is different from artificial invention.

---

37. The comparison to Koreatown is also weak

Supporters may refer to Koreatown.

Again, the relevant question is whether Docklands has the equivalent existing business clustering, cultural infrastructure and history.

Council has not shown that it does.

If the Little India proposal depends on comparison to other precincts, Council must publish a clear comparative analysis:

- business density;
- history;
- community institutions;
- foot traffic;
- existing cultural identity;
- resident support;
- visitor economy;
- governance model;
- costs;
- risks.

Without this, the comparison is superficial.

---

38. The “Docklands needs activation” argument fails

Docklands does need activation.

But that does not justify any activation.

A bad solution is still a bad solution.

Council could activate Docklands through:

- waterfront night markets;
- general food festivals;
- outdoor film screenings;
- music events;
- family events;
- Christmas events;
- winter lights;
- boating events;
- sports-linked activity;
- general small-business grants;
- public art not tied to ethnicity;
- better public transport links;

- improved seating and shade;
- better pedestrian design.

None of these require branding Docklands around one ethnicity.

The “activation” argument does not justify Little India.

---

39. The “Indian population is large” argument fails

India is the largest non-English-speaking country of birth in Docklands, according to 2021 profile data. (Profile.id)

But that fact alone does not justify precinct branding.

If Council relies on population share, it must publish a principled rule.

Does the largest non-English-speaking birthplace group in every suburb get a precinct?

Should every suburb be branded after its largest migrant group?

Should public funds follow demographic blocs?

That would be absurd.

Demographics may inform service planning. They do not automatically justify ethnic place-branding.

---

40. The “diversity” argument fails

Diversity is a fact of Melbourne life.

It does not follow that Council should use public money to create ethnic zones.

A diverse city needs shared civic spaces more than it needs official identity partitions.

Council can respect diversity through neutral access, equal treatment and fair services.

It does not need to assign Docklands a national label.

---

41. The “tourism” argument fails without evidence

Supporters may say Little India will attract visitors.

Maybe. But Council has not publicly proven:

- how many visitors;
- from where;
- how often;
- how much they will spend;
- which businesses will benefit;
- what the costs will be;
- whether existing residents support the increased activity;
- whether transport and roads can handle it;
- whether benefits exceed costs;
- whether alternative activation would perform better.

Until Council publishes a proper business case, the tourism argument is speculation.

---

42. The “food and culture” argument fails

Food and culture are not enough to justify public rebranding.

Melbourne already has Indian restaurants, Indian grocers, Indian festivals and Indian cultural events. They can continue without Council designating Docklands as Little India.

Council can support a food festival without changing the public identity of the neighbourhood.

---

43. The “it will help local business” argument is incomplete

Which businesses?

All Docklands businesses, or only Indian-themed businesses?

Will non-Indian businesses benefit equally?

Will some businesses be disadvantaged if the area’s identity shifts?

Will retail rents rise?

Will landlords chase themed tenants?

Will existing businesses be pressured out?

Council has not answered these questions.

A business benefit that advantages one category of trader over others is not neutral economic development.

---

44. The “it is only public realm upgrades” argument fails

Council’s description includes infrastructure and public realm upgrades. (City of Melbourne)

If those upgrades are needed, they should be funded as Docklands upgrades, not Little India upgrades.

A safer street does not need an ethnic label.

A better footpath does not need an ethnic label.

Better lighting does not need an ethnic label.

Public realm improvement should be universal.

---

45. The “it will bring people together” argument is unproven

It may bring some people together.

It may also alienate residents who feel the area is being rebranded without consent.

It may inflame ethnic resentment.

It may encourage identity politics.

It may produce backlash.

It may create a perception that Council allocates money according to ethnic pressure.

Council has not shown that the proposal improves civic trust.

---

46. The “opposition is racist” argument must be rejected

Some opposition may be racist. That should be condemned.

But it is not racist to object to:

- public money being used for ethnicity-specific branding;

- lack of direct resident notification;
- lack of disclosed consultation;
- lack of business case;
- lack of traffic modelling;
- unequal treatment;
- poor process;
- artificial precinct creation;
- possible political patronage;
- property and amenity impacts.

Council must not use extreme comments from others to discredit legitimate objections.

---

47. The “Council consulted organisations” argument fails

Consultation with unnamed organisations is not adequate.

Council must disclose who they were, what they said, and whether they are representative.

If the organisations were mainly supportive Indian cultural, business or event groups, the consultation is biased.

If Docklands residents were not directly notified, the consultation is incomplete.

If opposing views were not actively sought, the consultation is defective.

---

48. The “Council will decide later” argument fails

If Council says recommendations will come later, then funding should come later too.

Council should not allocate more than $1.2 million before:

- location is finalised;
- boundaries are disclosed;
- residents are directly consulted;
- impacts are assessed;
- alternatives are evaluated;
- business case is released.

Funding before evidence creates the perception of a predetermined outcome.

---

49. The proposal should be paused at minimum, cancelled preferably

At minimum, Council should pause the proposal.

But the better decision is cancellation.

The flaw is not merely procedural. The flaw is principled.

Public money should not be used to manufacture ethnicity-specific public precincts.

---

50. Requested documents

I request that Council immediately release:

1. the original audit of Indian-related businesses;
2. the $150,000 scoping study;
3. the full business case;
4. the proposed location options;
5. the proposed boundaries;
6. all traffic assessments;
7. all resident consultation material;
8. the list of 15 organisations consulted;
9. all meeting notes with those organisations;
10. all councillor correspondence;
11. all external lobbying material;
12. all economic modelling;
13. all property impact analysis;
14. all event-management analysis;
15. all public transport analysis;
16. all emergency services feedback;
17. all ongoing cost estimates;
18. all procurement plans;
19. all conflict-of-interest declarations;
20. all alternative options considered.

---

51. Requested actions

I request that Council:

1. remove the Little India allocation from the Draft Budget 2026–27;
2. cancel the proposal;
3. confirm that no further money will be spent on the project;
4. publish all supporting documents;
5. disclose the organisations consulted;
6. directly notify all Docklands residents and owners corporations if the idea is ever reconsidered;
7. redirect funds to culturally neutral Docklands improvements;

8. establish a policy against publicly funded ethnicity-specific precinct creation;
9. ensure future place-making is based on common civic benefit, not ethnic branding;
10. commit that Docklands will not be rebranded without direct resident consent.

---

52. Culturally neutral alternatives

If Council genuinely wants to improve Docklands, it should redirect the money to:

- waterfront activation;
- lighting;
- street safety;
- wind protection;
- tree planting;
- public seating;
- public toilets;
- better cleaning;
- safer crossings;
- traffic management;
- tram stop improvements;
- family events;
- general food markets;
- general night markets;
- support for all small businesses;
- outdoor dining infrastructure;
- public art not tied to ethnicity;
- better integration with Marvel Stadium event flows.

These are practical improvements.

They would benefit everyone.

They would not divide public space by ethnicity.

---

53. Final conclusion

The Little India proposal is wrong in principle and weak in evidence.

It is racially preferential public spending. It is artificial place-making. It lacks demonstrated organic cultural history in Docklands. It has not been directly communicated to affected residents. The 15 consulted organisations have not been disclosed. The business case has not been published. Traffic impacts have not been shown. Residential growth has not been properly addressed. Property impacts have not been assessed. Ongoing costs have not been disclosed. Alternatives have not been properly evaluated.

Docklands does not need to be turned into an ethnic branding experiment.

108735 - Draft budget 26-27 submission

It needs competent local government.

It needs practical infrastructure.

It needs culturally neutral investment.

It needs transparent consultation.

It needs respect for all residents, not preferential public branding for one selected identity.

This proposal should be rejected, cancelled and not revived.

Yours faithfully,

Andrew Howlett

Docklands Resident.

108746 - Draft budget 26-27 submission

Lord Mayor, Councillors and City of Melbourne Team
City of Melbourne

Monday 27 April, 2026

Dear Lord Mayor, Councillors and the City of Melbourne Team,

On behalf of the City Precinct, we welcome the opportunity to provide feedback on the Draft Budget 2026–27. City Precinct represents a diverse network of small, independent and often hidden businesses operating across Melbourne's CBD and surrounding precincts. Our members include retailers, hospitality venues, galleries, creative studios, professional services, makers and local operators who contribute to the unique identity, vibrancy and economic resilience of Melbourne.

We broadly support the direction of this Budget and its emphasis on creating a safer, cleaner, greener and more active city. In particular, we welcome investments that strengthen foot traffic, support small business activation, improve public safety and continue to position Melbourne as a cultural and hospitality destination.

Supporting Small Business and Local Enterprise

Small businesses are the backbone of Melbourne's character. Independent operators create the moments, experiences and discoveries that make Melbourne distinct from any other city. We strongly support investment in programs that:

- Encourage visitation into the city and local precincts
- Support traders through place-based activations and events
- Improve business confidence and trading conditions
- Create reasons for residents, workers and visitors to spend more time in the city
- Strengthen precinct identity and neighbourhood storytelling

The continued focus on Business Concierge and Business Precinct Programs is welcomed. Small operators often lack the scale and resources of larger organisations and benefit significantly from practical support, advocacy and activation that occurs when we partner with them to drive visibility and customer engagement

Arts, Culture and Hospitality as Economic Drivers

Melbourne's arts, culture and hospitality sectors are not simply lifestyle amenities; they are economic engines that generate visitation, support employment and build Melbourne's global reputation.

We support the Budget's investment in festivals, lighting, public art, laneway activation and multicultural precinct development. These initiatives create energy, support local businesses and reinforce Melbourne's identity as a city of creativity and experience.

108746 - Draft budget 26-27 submission

Initiatives such as Little India, laneway lighting upgrades, public art investment and enhanced event programming contribute to making the city feel dynamic, welcoming and alive beyond standard business hours. We ask you to consider colourful art on the roadway of Flinders Lane to encourage a pedestrian first mentality.

For many City Precinct members, evening economy activity is critical. Galleries, restaurants, bars, cafés and specialty retailers benefit from a city that feels active, safe and culturally rich during both daytime and night-time hours.

City Precinct would welcome consideration of a complementary Micro Art Grant Program to further activate Melbourne's creative community and public spaces. We propose a small grants initiative offering between $500 and $1,200 to Melbourne-based artists who maintain a physical studio or creative space within the CBD, supporting the development of Melbourne-themed works.

We would also support an open-access exhibition hosted at City Gallery, inspired by models such as the Linden Postcard Show, where a broad cross-section of local artists can participate and showcase work connected to the city's identity, culture and stories.

Such a program would create opportunities for emerging and independent artists, encourage visitation, strengthen cultural participation and provide another accessible pathway for activating Melbourne's public realm.

Safety, Cleanliness and Confidence

A clean and safe city is fundamental to business confidence and visitation.

We support investment into:

- Expanded Safe City cameras and visible safety presence
- Increased cleaning and graffiti removal
- Improved pedestrian access and public realm upgrades
- Safer and more walkable streets

Perception matters. When people feel safe, they stay longer, explore more and spend more. For traders, this directly impacts foot traffic, customer confidence and repeat visitation.

We particularly support investments that improve the experience of Melbourne's laneways, little streets and pedestrian corridors, where many independent businesses operate.

Driving Foot Traffic and Turning Areas into Destinations

Foot traffic is the lifeblood of CBD businesses.

City Precinct strongly supports initiatives that increase visitation through events, public realm upgrades, seasonal activations and enhanced streetscape design.

Melbourne succeeds when precincts become destinations rather than simply transit corridors.

108746 - Draft budget 26-27 submission

Programs that encourage people to linger, explore and discover hidden businesses create long-term economic value. This includes:

- Improved lighting and wayfinding
- Public seating and greening
- Laneway and public space activation and outdoor programming
- Support for local markets, exhibitions and creative activations
- Pedestrian-friendly streets that prioritise experience over vehicle movement

These investments help distribute foot traffic beyond major retail strips and into smaller precincts where independent operators rely heavily on discovery and repeat visitation. We welcome partnering with the City of Melbourne and St Paul's Cathedral on our Melbourne Makers Market at City Square.

Continued Collaboration

We appreciate the City of Melbourne's ongoing commitment to supporting local business, culture and community outcomes.

Thank you for considering this submission.

Sincerely,

[redacted]

Anna Prifti
President | City Precinct Inc | www.cityprecinct.com.au
Director and Artist | West End Art Space | westendartspace.com.au

[redacted]

CC:
Chez Asch (ACEcD)
Business Precinct Association Program Manager - Creative Melbourne
City of Melbourne

108763 - Draft budget 26-27 submission

Southbank3006 Inc
Association No: A0114346X
ABN: 55370219287
community@southbank3006.com
www.southbank3006.com

28 April 2026

Submission to City of Melbourne on FY27 Budget

1. SB3006 supports the broad thrust of the budget including the fiscal parameters the Council has set in this budget.
2. Overall, the Council budget in FY27 is a fiscally responsible approach given the pressures faced during and immediately post the COVID measurers. It has achieved this without reductions in either service levels or staffing levels.

Repairing the Balance Sheet and Stress testing the impact of the Middle East fuel security issues.

3. In terms of repairing the Balance Sheet we commend the Council for moving decisively to bring debt levels under control with a plan to reduce borrowings from the FY25 level $216m to $60m in FY29. Strengthening the Council's balance sheet is important as it enables it to consider important initiatives into the future freed from servicing the legacy debt from COVID.
4. It is unclear if the budget has stress tested the impacts of a rising interest rate environment on the Council's debt portfolio and its targeted budget sheet repair. This has become more acute in recent months given the uncertainty created by the activities in the Middle East on fuel security.

Having guidance and visibility on these impacts would assist residents understand the impact on the Council not only on debt levels but also on overall council budget, especially as the Council is targeting to borrow $145m in FY27.

In terms of Southbank:

1. SB3006 notes and supports that the Council commitment to expand core Council services relating to local roads, garbage, graffiti, and parks and gardens (open spaces). The commitments to:

Safety and Cleaning:

i. Making the city a safer, cleaner and refreshed urban environment with a $34.3m allocation to graffiti removal funding directed to achieving this. The focus on graffiti and safety is a key deliverable essential for both residents and visitors making Melbourne an enticing place to live and visit. Southbank will be a beneficiary of many of these initiatives.
ii. The Cleaning and safety investment by Council is particularly important in Southbank. Southbank is a highly trafficked focal point with the destination locations (e.g., Crown Casino, Southbank Promenade, and the Arts Precinct's NGV and Arts Centre). It is important that the routes leading to and from them which suffer from visitors littering and, in some parts, using the streets and doorways as public toilets particularly on weekends and late at night are kept clean.
iii. The additional $320,000 investment in CCTV by the Council is welcomed particularly expanding it to more areas in Southbank.
iv. Further investment in Community Safety Officers is supported and having them deployed as a visible presence in high-risk destination areas along the Southbank promenade should be encouraged.

Garbage Streaming and FOGO expansion

i. This is a major social development exercise in high rise developments. It cannot be foisted on Owners Corporations without considerable Council investment in both the technology and the behavioural change needed. Unlike single unit dwellings these are major common area facilities designed without major streaming of garbage as a focus.

ii. Assuming that an Owners Corporation can physically accommodate streaming garbage facilities much less enforce streaming may prove unrealistic without significant investment by and involvement by the Council. This needs to be recognised and Owners Corporations provided with the assurance that their individual needs will be accommodated by Council in implementing FOGO streaming in particular.

iii. Further there is limited street space to manage garbage collection at present across most of Southbank. This issue will need to be addressed as part of any roll out.

In summary Council needs to develop a building-by-building approach and engage directly with every Owners Corporation as part of the implementation of these changes with respect to FOGO and garbage streaming if it is to be successful.

Open space and Community Infrastructure Initiatives is supported:

i. The Southbank Undercroft Open Space Project has been "greenlit" this will ensure that there will be a major active recreation centre in place, including a replacement for the existing basketball court at Melbourne Square.

ii. The redevelopment of Boyd Community Hub and the opening of the new library will meet a large and expanding underserved population living in high-rise apartments all within 300 meters of the Boyd.

iii. The Normandy Road open space design able to unlock another major green space in Southbank is welcomed.

All three initiatives will start a process to repair the neglect by State Planning bodies in failing to set aside land and to require investment the social development infrastructure of residents for the past 25 years.

Miles and Dodds Street Reserve pocket park. As Council is aware this has been a most contentious development especially with residents directly impacted by the redevelopment. We look forward to seeing how the Council will address their concerns during the development phase.

These initiatives combined with the ACCA forecourt development to be finished this year are welcomed.

David Hamilton
President
Southbank 3006 Inc

108764 - Draft budget 26-27 submission

To: City of Melbourne
From: Homeless Persons Union Victoria
Date: 27 April 2026
Subject: Homeless Persons Union Victoria — Submission on the 2026–2027 Draft Budget

---

1. EXECUTIVE SUMMARY

1.1 This submission was written on the lands of the Wurundjeri Woi Wurrung people of the Kulin Nation. We stand in solidarity with First Nations peoples and their ongoing pursuit of justice and self-determination, and pay our respects to Elders past and present.

1.2 Homeless Persons Union Victoria ('HPUV') is a grassroots collective of peers and allies whose mission is to centre the experiences, voices and rights of those experiencing homelessness in Victoria. HPUV opposes the City of Melbourne's ('CoM') intention to double the number of Community Safety Officers ('CSOs') in the 2026–2027 Draft Budget for the reasons set out in this submission.

1.3 HPUV launched an online petition on 12 April 2026 calling on the CoM to cease the CSO program. The petition received 815 signatures within two weeks,[1] with more than 39 per cent of signatories residing within the City of Melbourne local government area. The level of community opposition reflected in these figures reinforces HPUV's concerns.

1.4 The CoM launched its CSO program in November 2025, following a pilot initiative in 2024.[2] The program has already cost the CoM more than $2 million and currently employs 11 officers.[3] While an internal evaluation of the 2024 pilot was conducted,[4] no independent evaluation of the program since its formal establishment in November 2025 has been published. The CoM's 2026–2027 Draft Budget proposes to double the number of CSOs, allocating a further $1.7 million to the program.[5]

1.5 HPUV submits that:

a) The CoM's stated aims for the CSO program are insufficiently defined and create conditions for the discriminatory targeting of people experiencing homelessness.[6] Equating the safety concerns of housed residents with the perceived safety of public spaces, and failing to define antisocial behaviour, grants CSOs an unduly broad discretion that is inconsistent with the CoM's

---

[1] Homeless Persons Union Victoria, 'City of Melbourne — Stop the CSO Program NOW!' (*Change.org*, 12 April 2026) https://www.change.org/p/city-of-melbourne-stop-the-cso-program-now.
[2] City of Melbourne, *Minutes of Future Melbourne Committee Meeting No 10* (17 June 2025) Appendix 1.
[3] City of Melbourne, *Budget 2025–26* (Report, 2025) 6; City of Melbourne, 'Safety Boost as Community Officers Hit the Streets' (Web Page, 3 November 2025) https://www.melbourne.vic.gov.au/news/safety-boost-community-officers-hit-streets.
[4] City of Melbourne, *Minutes of Future Melbourne Committee Meeting No 10* (n 2) Appendix 1.
[5] City of Melbourne, Draft Budget 2026–27 (Report, 2026) 11.
[6] City of Melbourne, 'Our Community Safety Team', *City of Melbourne* (Web Page) https://www.melbourne.vic.gov.au/our-community-safety-team.

obligations under the *Charter of Human Rights and Responsibilities Act 2006* (Vic) and its own Homelessness Strategy 2024-2030.[7]

b) The internal evaluation of the 2024 pilot demonstrates that the program did not achieve its stated objectives in relation to community perceptions of safety or support for people experiencing homelessness, and that the concerns of people experiencing homelessness were not incorporated into the program's design, delivery or evaluation.[8]

c) The Human Rights Compatibility Assessment conducted in relation to the program is critically deficient. It takes an unduly narrow view of the rights engaged and limited by the program, leaves the proportionality analysis entirely blank, and reaches a conclusion of compatibility that is unsupported by any reasoning in the body of the assessment.[9] The CoM's decision to expand the program on the basis of this assessment is not consistent with its obligations under the *Charter of Human Rights and Responsibilities Act 2006* (Vic).[10]

d) Credible evidence, including from a former CSO and consistent with multiple community member accounts received by HPUV, indicates that CSOs have been instructed to use force against people experiencing homelessness and have done so.[11] These allegations warrant an independent investigation. Expanding the program in the absence of such an investigation is irresponsible.

e) Independent community research into a directly comparable security patrol program found no measurable improvement in perceptions of safety, documented direct harm to people experiencing homelessness, and concluded that such programs are punitive, inappropriate and ineffective.[12] The CoM's proposed expansion is contrary to the weight of available evidence.

f) The CoM's proposed $2.3 million outreach investment lacks sufficient detail to be treated as a meaningful counterweight to the CSO expansion, and appears to repackage the existing Daily Support Team as a new initiative without any explanation of how the proposed Melbourne Homelessness Outreach Team differs from the service already being delivered.[13]

g) The CoM's framing of the CSO program as providing pathways out of homelessness is misleading in circumstances where the average priority housing wait time in Victoria is 17.2 months against a government target of

---

[7] *Charter of Human Rights and Responsibilities Act 2006* (Vic); City of Melbourne, *Homelessness Strategy 2024–2030* (Report, 2024).
[8] City of Melbourne, *Minutes of Future Melbourne Committee Meeting No 10* (n 2) Appendix 1, 7; Appendix 1, 9; Appendix 1, 11.
[9] Ibid Appendix 4.
[10] *Charter of Human Rights and Responsibilities Act 2006* (n 7).
[11] Cameron Houston, 'City of Melbourne Told Joel to "Not Be Afraid to Use Force". Then They Fired Him', *The Age* (online, 11 April 2026); Paul Gregoire, 'Melbourne Council Is Roughing Up Rough Sleepers: Interview with HPUV's Patrick "Spike" Chiappalone', *Sydney Criminal Lawyers* (Web Page, 24 April 2026) https://www.sydneycriminallawyers.com.au/blog/melbourne-council-is-roughing-up-rough-sleepers-interview-with-HPUVvs-patrick-spike-chiappalone.
[12] Footscray Community Response, *A Community Evaluation of the Footscray CBD Security Patrol Program* (Report, 2026) 4.
[13] City of Melbourne, *Draft Budget 2026–27* (n 5) 12; City of Melbourne, 'Homelessness Protocol and Local Laws', *City of Melbourne* (Web Page) https://www.melbourne.vic.gov.au/homelessness-protocol-and-local-laws.

10.5 months,[14] where the CoM acknowledges a shortfall of 6,000 affordable homes,[15] and where the program has been shown to deter people from accessing the services.[16]

1.6 The basis for each of these submissions is set out in detail in section 2 below.

2. AREAS OF CONCERN

Stated aims of the CSO program

2.1 The CoM has published two of the stated aims of the CSO program as being to 'address issues which impact safety — and the perception of safety — in our community' and to 'respond to antisocial behaviour using de-escalation and negotiation techniques to keep people safe'.[17] HPUV submits that there are two main issues with the language used.

2.2 First, by equating actual and perceived safety, the CoM has created a program mandate that is inherently subjective. Perceptions of safety are not an objective measure of harm and are frequently shaped by bias, stigma and unfamiliarity. Where perceptions of safety are treated as equivalent to actual safety, those who are visibly marginalised, including people sleeping rough, are at risk of being targeted not because they have caused harm, but because their visible presence makes others feel uncomfortable. This conflation provides no meaningful limit on CSO powers and creates conditions in which the mere presence of a person experiencing homelessness may be treated as a safety issue warranting intervention.

2.3 Second, the CoM has failed to define what constitutes 'antisocial behaviour' for the purposes of the CSO program. Across its own publications, the CoM lists begging and public consumption of alcohol alongside antisocial behaviour as examples of 'on-street issues' that CSOs are authorised to address.[18] This approach explicitly identifies begging, an activity engaged in predominantly by people experiencing homelessness and not inherently harmful to others, as a behaviour that undermines perceptions of safety in the community, an inherently stigmatising characterisation. People experiencing homelessness are begging in Melbourne's CBD because they do not have access to secure, affordable housing, sustained and appropriate supports and sufficient financial resources. The CBD is a site of dense economic activity and a high volume of pedestrian traffic, making it a logical site for people experiencing such hardship to seek assistance from members of the public. Additionally, the absence of a clear definition of antisocial behaviour also grants CSOs unduly broad and largely unchecked discretion to determine what conduct

[14] Department of Families, Fairness and Housing, Annual Report 2024-25 (Report, 2025) 48, 72; Council to Homeless Persons, 'Victorians Waiting Longer for Homes as Public Wait Times Surge' (Web Page, 6 November 2024) https://chp.org.au/article/victorian-public-housing-wait-times-surge/.
[15] City of Melbourne, 'Homelessness and Affordable Housing', *City of Melbourne* (Web Page) https://www.melbourne.vic.gov.au/homelessness-and-affordable-housing.
[16] Footscray Community Response, *A Community Evaluation of the Footscray CBD Security Patrol Program* (n 12) 20.
[17] City of Melbourne, 'Our Community Safety Team' (n 6).
[18] City of Melbourne, *Minutes of Future Melbourne Committee Meeting No 10* (n 2) Appendix 1; City of Melbourne, 'Simple Ways to Help Keep Melbourne Clean and Safe', *City of Melbourne* (Web Page) https://www.melbourne.vic.gov.au/news/simple-ways-help-keep-melbourne-clean-and-safe.

warrants a response, with people experiencing homelessness bearing a disproportionate and demonstrable risk of having that discretion exercised against them.

2.4 The discretionary exercise of powers by CSOs is particularly concerning given that the CoM's own Homelessness Strategy 2024-2030 explicitly states that 'a common misconception exists that people experiencing homelessness are responsible for anti-social and violent behaviours in the city' and that 'only a small percentage of these behaviours have been linked to homelessness'.[19] The CoM has therefore acknowledged in its own policy documents that the association between homelessness and antisocial behaviour is a misconception driven by stigma, while simultaneously designing a program that, through its failure to define antisocial behaviour, creates the conditions for that same misconception to drive enforcement action against people experiencing homelessness. These two positions cannot be reconciled. HPUV submits that the CoM cannot credibly commit to shifting perceptions and removing the stigma around homelessness, as its Homelessness Strategy states, while operating a program that institutionalises those perceptions as grounds for intervention.

Evaluation of the 2024 pilot CSO program and Human Rights Compatibility Assessment

2.5 The internal evaluation of the 2024 pilot, appended to the CoM's Future Melbourne Committee Minutes of 17 June 2025, reveals significant deficiencies in the CoM's approach to assessing the impact of the CSO program on people experiencing homelessness.

2.6 First, the evaluation measured three stated outcomes: officer safety, community perceptions of safety, and referrals to support services.[20] Of these, only officer safety was clearly achieved.[21] The evaluation itself acknowledged that results relating to community perceptions of safety were 'less defined', in part because 69% of community survey respondents were unaware the pilot was operating.[22] Approximately 50 referrals to support services were made across the entire pilot period, with the evaluation noting 'limited oversight of the outcome of the referrals'.[23] The evaluation further acknowledged that support service providers raised concerns that the pilot was 'displacing vulnerable people, rather than addressing their complex needs', a concern that was recorded but not substantively addressed.[24]

2.7 Second, the evaluation contains no data on, and no methodology for assessing, the impact of the pilot on people experiencing homelessness. The key performance indicators developed for the future program focus on reductions in begging and public intoxication, officer safety, and community perceptions, not on the wellbeing or experiences of those subject to enforcement.[25] The concerns of people experiencing

[19] City of Melbourne, *Homelessness Strategy 2024–2030* (n 7) 46.
[20] City of Melbourne, *Minutes of Future Melbourne Committee Meeting No 10* (n 2) Appendix 1.
[21] Ibid.
[22] Ibid.
[23] Ibid.
[24] Ibid.
[25] Ibid.

homelessness were not incorporated into the program's design, delivery or evaluation.[26] HPUV submits that this exclusion is a rights concern. The OHCHR Guidelines for States on the Effective Implementation of the Right to Participate in Public Affairs require that laws, policies and institutional arrangements ensure the equal participation of individuals and groups in the design, implementation and evaluation of any program or strategy affecting them, and that specific permanent mechanisms be developed for groups whose views have been inadequately addressed in decision-making processes.[27] While those guidelines are addressed to States, they reflect internationally recognised rights that are no less applicable to local government decision-making. The CoM's failure to incorporate the concerns of people experiencing homelessness at any stage of this program's development is inconsistent with those standards and reflects a broader failure to treat people experiencing homelessness as rights holders rather than as subjects of enforcement.

2.8 Third, the Human Rights Compatibility Assessment appended to the same minutes is critically deficient in two respects. The assessment takes an unduly narrow view of which rights are engaged and limited by the program. At Question 2, the assessment identified only three rights as engaged: freedom of movement, right to liberty and security, and humane treatment when deprived of liberty.[28] At Question 3, it identified only two rights as limited: equal recognition before the law and humane treatment when deprived of liberty.[29] Both the right to freedom of movement and the right to liberty and security were identified as engaged at Question 2 but then found not to be limited at Question 3, without any reasoning provided for that conclusion.[30] HPUV submits that this finding is plainly incorrect. The right to freedom of movement is engaged and limited by a program explicitly designed to deter people from remaining in certain locations, that issues directions to individuals, and that by the pilot evaluation's own account resulted in 109 passive interactions in Phase 1 alone where people walked away upon sighting the team.[31] The right to liberty and security is engaged and limited by a program whose officers are trained in arrest and handcuffing procedures and are authorised to intervene and detain individuals until Victoria Police arrive. Several further rights are plainly engaged and limited by the program but were not identified at all. Cultural rights, including the distinct rights of First Nations people, are engaged given that the CoM's own Gender Impact Assessment, appended to the same minutes, explicitly acknowledges that Aboriginal and Torres Strait Islander people may experience heightened intimidation due to past experiences with authority figures and enforcement practices.[32] The right to privacy is engaged given that CSOs are tasked with developing profiles of individuals who persistently beg and with ongoing data collection about those individuals.[33] The assessment tool itself identifies 'surveillance of an individual's movements' and 'powers of entry, search, seizure, confiscation or forfeiture' as possible limitations on

[26] Ibid.
[27] United Nations Human Rights, Office of the High Commissioner, *Guidelines for States on the Effective Implementation of the Right to Participate in Public Affairs* (Guidelines, October 2018) paras 19(c), 57.
[28] City of Melbourne, *Minutes of Future Melbourne Committee Meeting No 10* (n 2) Appendix 4.
[29] Ibid.
[30] Ibid.
[31] Ibid Appendix 1.
[32] Ibid Appendix 5.
[33] Ibid Appendix 1.

privacy rights, both of which are features of the CSO program.[34] None of these rights were identified as limited in the assessment.

2.9 The assessment is further deficient in that, for those rights it did identify as limited, sections 4A through 4E of the assessment tool, which require analysis of whether any limitations are reasonable, necessary, justified and proportionate, contain no substantive analysis whatsoever.[35] Those sections, along with the final compatibility determination, were left entirely blank.[36] The assessment nevertheless concluded in its introductory section that the program was found not to limit any human rights, a conclusion that is inconsistent with its own findings at Question 3, internally contradicted by the blank proportionality analysis, and unsupported by any reasoning in the body of the assessment tool.[37] An assessment that identifies rights as limited but provides no analysis of whether those limitations are justified cannot constitute proper consideration of human rights as required under the *Charter of Human Rights and Responsibilities Act 2006* (Vic).[38] The CoM's decision to proceed to expand the CSO program on the basis of this assessment is therefore of serious concern. Beyond the legal deficiency, a published assessment with blank proportionality analysis provides no basis for public scrutiny of the CoM's reasoning, leaving the community with no justification it might contest and undermining public confidence in the CoM's decision-making on a program that directly affects some of Melbourne's most marginalised residents.

Reports of CSOs being instructed to not be afraid to use force

2.10 There is credible evidence that CSOs have used unprovoked force against people experiencing homelessness in the CBD, corroborated by multiple community member accounts, and in direct contradiction of the CoM's stated commitment to de-escalation.[39]

2.11 In April 2026, The Age reported that CSOs were instructed by a senior CoM coordinator that 'they should not be afraid to use force when issuing move on directions to individuals, including beggars, or people sleeping or sitting against building lines'.[40] This directive was allegedly given to officers at a briefing in December 2025 and, according to former CSO Joel Owen, contributed to a series of violent confrontations with people sleeping rough.[41] Owen, who was dismissed by the CoM in February 2026 after an incident involving a person begging outside Flinders Street Station, maintained that his conduct was consistent with his training and the directions he had received from management.[42] The CoM has not publicly disputed the existence of the directive.

2.12 HPUV has received multiple reports from community members describing CSOs using unprovoked force towards people experiencing homelessness in the

[34] Ibid Appendix 4.
[35] Ibid.
[36] Ibid.
[37] Ibid.
[38] *Charter of Human Rights and Responsibilities Act 2006* (n 7).
[39] Houston, 'City of Melbourne Told Joel to "Not Be Afraid to Use Force"' (n 11).
[40] Ibid.
[41] Ibid.
[42] Ibid.

CBD. These reports are consistent with the concerns raised by Owen and with the findings of The Age investigation.

2.13 This evidence raises three serious concerns. First, the alleged directive to use force is plainly inconsistent with the CoM's own publicly stated aim of responding to antisocial behaviour 'using de-escalation and negotiation techniques'.[43] The CoM cannot credibly claim a commitment to de-escalation while internally instructing officers not to be afraid to use force. Second, the use of force against people who are begging or sleeping rough engages, at minimum, the right to protection from cruel, inhumane or degrading treatment under the *Charter of Human Rights and Responsibilities Act 2006* (Vic),[44] a right the CoM's own Human Rights Compatibility Assessment did not identify as engaged. Third, the CoM's proposal to double the number of CSOs has been made without any independent investigation into, or public response to, these allegations. Expanding a program in circumstances where credible allegations of systemic misuse of force remain unresolved and uninvestigated is, in HPUV's submission, wholly premature and irresponsible.

Independent evidence of the harms of security patrol programs

2.14 Recently published independent community research into a comparable security patrol program provides strong evidence that programs of this kind are punitive, ineffective and harmful to people experiencing homelessness,[45] and that the CoM's proposed expansion is contrary to the weight of available evidence.

2.15 In 2026, Footscray Community Response published a community evaluation of the Footscray CBD Security Patrol Program operated by Maribyrnong City Council, a program directly comparable to the CoM's CSO program in its design, stated objectives and target population.[46] The evaluation drew on community observations, surveys and discussions with community services and experts, and legal analysis.[47] Its key findings are directly relevant to the CoM's program. The evaluation found no measurable improvement in community confidence or in perceptions and experiences of safety, despite frequent and highly visible patrols.[48] Rather than creating a safer environment, the program harmed some of Footscray's most marginalised residents, including through physical abuse, criminal interventions and deterring them from accessing essential support services.[49]

2.16 The evaluation found that the presence of security staff actively triggered behaviours that undermined safety, including a pattern where individuals rapidly consumed or disposed of alcohol to avoid confrontation upon sighting patrol officers, worsening rather than reducing harm.[50] Community members reported avoiding services they needed in order to avoid encountering security guards.[51] As one

[43] City of Melbourne, 'Our Community Safety Team' (n 6).
[44] *Charter of Human Rights and Responsibilities Act 2006* (n 7) s 10.
[45] Footscray Community Response, *A Community Evaluation of the Footscray CBD Security Patrol Program* (n 12) 4.
[46] Ibid 8.
[47] Ibid 9.
[48] Ibid 4.
[49] Ibid 4, 20.
[50] Ibid 15, 17.
[51] Ibid 20.

service provider observed, the most vulnerable people who might normally access their centre were avoiding the area more than before, and nobody they had spoken with viewed the patrols as a supportive or safe addition to the spaces they frequented.[52] The evaluation concluded that security patrol programs are punitive, inappropriate and ineffective responses to issues that are fundamentally social and health related, that they increase risk and danger including through escalation and misidentification of residents as security threats, and that they expose councils to serious legal, financial and reputational risk.[53] The evaluation further found that the program had a discriminatory gendered impact, with instances of violent physical intervention observed to be directed predominantly at people the security teams felt physically capable of overpowering, concentrating violence and criminalisation towards women and vulnerable people sleeping rough.[54]

2.17 HPUV submits that these findings are directly applicable to the CoM's CSO program, which operates under the same rationale, targets the same population and has already generated comparable reports of harm. The CoM's proposal to double the number of CSOs is made in the face of this evidence, without any independent evaluation of its own program's impact on people experiencing homelessness, and without any engagement with the community most affected by its decisions.

A Non-Punitive Alternative

2.18 The Frankston City Council Community Connectors program offers a direct illustration of what a non-punitive alternative looks like in practice. Launched in 2024 in partnership with Metro Trains and delivered by South East Community Links, the program deploys mental health and social support practitioners to connect people facing complex challenges with services, while also assisting businesses, community members and passengers in the precinct.[55] The program explicitly rejects a punitive approach in favour of specialist support. Its results are instructive: disorderly conduct in the target precinct dropped by 15 per cent in a single year; practitioners engaged with 1,700 people in 2025, including over 700 engagements where mental health was a concern and nearly 600 involving homelessness or at-risk behaviour; more than 200 referrals into services were made; and nearly 200 high-risk situations were de-escalated using specialist expertise.[56] These outcomes were achieved at a program cost of $1.5 million, comparable to the CoM's proposed CSO expansion, and without the harms, legal risks and community opposition that enforcement-based programs generate. The CoM's proposal to double its CSO workforce in the face of this evidence reflects a choice, not a necessity.

[52] Ibid.
[53] Ibid 4–5, 31–36.
[54] Ibid 19.
[55] Frankston City Council, 'Ongoing Community Connectors in Young Street and Frankston Station' (Web Page) https://www.frankston.vic.gov.au/Council/Advocacy-and-Partnerships/Frankston-City-First
[56] Ibid.

NO LONGER THE UNHEARD VOICE

Proposed outreach program

2.19 The CoM has proposed to allocate $2.3 million in the 2026-2027 Draft Budget to support people experiencing homelessness.[57] HPUV submits that this investment raises two concerns.

2.20 First, the Draft Budget provides no detail on the composition, size, scope, governance or framework of the proposed Melbourne Homelessness Outreach Team. The specific details reported in media coverage of the budget,[58] including the number of outreach workers and dedicated mental health staff to be employed, do not appear in the Draft Budget document itself and have therefore not been subject to public scrutiny. This stands in glaring contrast to the level of detail provided for the CSO expansion, which clearly states the number of additional officers. Without clear commitments as to staffing, service hours and measurable outcomes for people experiencing homelessness, the $2.3 million outreach proposal cannot be treated as a meaningful counterweight to the proposed doubling of the CSO workforce.

2.21 Second, the proposed Melbourne Homelessness Outreach Team appears to misrepresent an existing service as a new initiative. The CoM currently funds an outreach team known as the Daily Support Team,[59] which works directly with people sleeping rough in the CBD and currently consists of three outreach workers. HPUV members have direct experience of this team and its work, which has been operating for a number of years prior to this budget cycle. The Draft Budget has made no meaningful distinction between the proposed new team and the existing Daily Support Team, has provided no explanation of how the new program differs in its scope, staffing model or service approach, and has not acknowledged that dedicated outreach for people sleeping rough already exists within its funded services. Presenting an existing or substantially similar service as a new investment, in the same budget that proposes to double the CSO workforce, raises serious concerns about whether the outreach investment represents genuine additional support or simply repackages existing expenditure to offset community concern about the CSO expansion.

The Absence of Pathways Out of Homelessness

2.22 A central justification offered by the CoM for the CSO program is that officers will connect people experiencing homelessness with support services. Councillor Rafael Camillo stated that CSOs will ‘connect vulnerable community members with support pathways’, while the CoM's own website describes its broader homelessness work as helping people find ‘permanent pathways out of homelessness’.[60] HPUV submits that this framing is misleading and serves to obscure the structural reality of homelessness in Melbourne, which cannot be

[57] City of Melbourne, *Draft Budget 2026–27* (n 5) 12.
[58] Sacha Payne, 'City of Melbourne Plans to Increase On-Street Parking Fees, Fines and Rates, Draft Budget Shows', *ABC News* (online, 31 March 2026) City of Melbourne plans to increase on-street parking fees, fines and rates, draft budget shows - ABC News.
[59] City of Melbourne, 'Homelessness Protocol and Local Laws' (n 13).
[60] City of Melbourne, 'Safety Boost as Community Officers Hit the Streets' (n 3); City of Melbourne, 'Homelessness Protocol and Local Laws' (n 13).

resolved through referrals to services that are themselves overwhelmed and under-resourced.

2.23 The premise that CSOs can meaningfully connect people to support which will lead to a pathway out of homelessness assumes both that such a pathway exists and that it is accessible. The evidence does not support these assumptions. According to the Department of Families, Fairness and Housing annual report for 2024-25, Victoria's public housing wait times averaged 17.2 months for people assessed as having priority need, which is 64 per cent longer than the Victorian Government's own target of 10.5 months.[61] The Council to Homeless Persons has further noted that not every person who receives homelessness support gets a home at the end of it.[62]

2.24 The situation is no better for those seeking crisis accommodation. HPUV members have direct experience of the crisis accommodation system and its limitations. In HPUV's experience, people experiencing homelessness in the CBD can wait months to be offered a crisis accommodation bed, and when a bed is secured, crisis accommodation programs are typically time-limited to approximately 12 weeks. At the conclusion of this period, people are exited from the program, frequently without having secured long-term housing, and return to sleeping rough. The crisis accommodation system is not a pathway out of homelessness. It is, at best, a temporary interruption to it.

2.25 HPUV acknowledges that the CoM has made genuine efforts to address rough sleeping through initiatives such as the Make Room project, which provides 50 studio apartments with wraparound support on Little Bourke Street and represents a meaningful contribution to supported housing in the CBD.[63] However, HPUV members have direct experience of the limitations of this initiative in practice. The tenancy management component of Make Room has been given to the community housing provider, Unison Housing. In HPUV's experience, that provider has progressively slowed the acceptance of referrals for more complex clients, citing concerns about antisocial behaviour among residents. The effect is that the people the program was designed to house, those with the most complex needs and the longest histories of rough sleeping, are increasingly unable to access it, and studio apartments are left vacant while people sleep rough nearby. This undermines the CoM's own stated objective of moving people off the streets and into supported accommodation, and illustrates a broader pattern in which concerns about antisocial behaviour are used to exclude the most vulnerable people from the very services intended to support them.

2.26 This narrative is further undermined by the evidence that the CSO program actively deters people from accessing the services to which they are purportedly being referred. As the Footscray Community Response evaluation found, and as HPUV's own community reports corroborate, people experiencing homelessness

[61] Department of Families, Fairness and Housing, *Annual Report 2024-25* (n 14) 48, 72; Council to Homeless Persons, 'Victorians Waiting Longer for Homes as Public Wait Times Surge' (n 14).
[62] Council to Homeless Persons, 'Victorians Waiting Longer for Homes as Public Wait Times Surge' (n 14).
[63] City of Melbourne, 'Make Room', *City of Melbourne* (Web Page) https://www.melbourne.vic.gov.au/make-room.

avoid services and areas where security patrols operate in order to avoid enforcement interactions.[64] A program that deters and displaces people from accessing services cannot credibly be described as providing pathways into those same services. This is particularly pertinent in the Melbourne CBD, where the overwhelming majority of services available to people experiencing homelessness, including shower facilities, laundries, food programs and health services, are located. When people experiencing homelessness are harassed and intimidated out of the CBD, they lose access to these essential, life-sustaining services.

2.27 In this context, describing CSO referrals as providing pathways out of homelessness is a misleading account of what support service referrals can achieve. People experiencing homelessness in the CBD are not on the street because they lack information about services. They are on the street because there is an estimated shortfall of 6,000 affordable homes in the City of Melbourne alone, a figure the CoM itself acknowledges on its own website.[65] Until that structural deficit is addressed, the cycle of referral, temporary accommodation and return to rough sleeping will continue regardless of how many CSOs are deployed. HPUV submits that the CoM cannot responsibly expand a punitive enforcement program on the premise that it connects people to housing, when the CoM itself acknowledges a housing shortfall of 6,000 homes and growing, and when independent evidence confirms that the program increases rather than reduces harm to people experiencing homelessness. The pathway out of homelessness is housing. Until that shortfall is addressed, the language of pathways out of homelessness serves only to legitimise enforcement responses to what is fundamentally a structural housing failure.

2.28 Taken together, the concerns identified in this submission reflect a pattern that is broader than any single deficiency. The CoM has designed a program whose aims are insufficiently defined to prevent discriminatory targeting, conducted an evaluation that excluded the people most affected, produced a human rights assessment that is internally contradictory and substantively empty, received credible reports of force being used against people experiencing homelessness, and proposed to double the program's size without addressing any of these issues. At each stage, people experiencing homelessness have been treated as subjects of enforcement rather than as rights holders whose safety, dignity and participation in decisions affecting them are entitled to protection. HPUV submits that the CoM's proposed expansion cannot be justified in these circumstances and that the recommendations set out below represent the minimum steps necessary to bring the program into conformity with the CoM's own stated values and human rights commitments.

3. RECOMMENDATIONS

3.1 HPUV makes the following recommendations to the CoM:

a) Do not proceed with the proposed doubling of the CSO workforce in the 2026-2027 budget. The program has not been independently evaluated, credible allegations of misuse of force remain uninvestigated, and the available

[64] Footscray Community Response, *A Community Evaluation of the Footscray CBD Security Patrol Program* (n 12) 20.
[65] City of Melbourne, 'Homelessness and Affordable Housing' (n 15).

evidence from comparable programs demonstrates harm rather than benefit to people experiencing homelessness.

b) Commission an independent evaluation of the existing CSO program, with terms of reference developed in genuine partnership with people experiencing homelessness and the organisations that represent them, including HPUV. The evaluation should specifically measure the impact of the program on people experiencing homelessness, including their access to services, their experiences of CSO interactions, and any incidents of force or coercive conduct.
c) Suspend CSO deployments pending the outcome of an independent investigation into the allegations of instructed use of force reported in April 2026.
d) Commission an independent and comprehensive Human Rights Compatibility Assessment of the CSO program that properly identifies all rights engaged and limited by the program, provides substantive analysis of whether any limitations are reasonable, necessary, justified and proportionate, and is made publicly available before any decision to expand the program is made.
e) Clearly define what constitutes antisocial behaviour for the purposes of the CSO program, in a manner that is consistent with the CoM's Homelessness Strategy 2024-2030 and that does not treat begging, sleeping rough or other activities associated with homelessness as grounds for enforcement action.
f) Redirect the $1.7 million proposed for CSO expansion to services and infrastructure that address the actual needs of people experiencing homelessness, developed in genuine partnership with people with lived experience. This should include funding for genuinely new and independently evaluated outreach, expanded storage facilities, accessible hygiene facilities, safe sleeping spaces, harm reduction services, and dedicated mental health support. Unlike the CSO program, these investments address the conditions that lead people to sleep rough rather than criminalising their presence in public space.
g) Publish full details of the proposed Melbourne Homelessness Outreach Team, including its staffing model, service hours, relationship to the existing Daily Support Team, governance framework and measurable outcomes, before the budget is finalised.
h) Advocate to the Victorian and Federal Governments for urgent investment in public and social housing to address the estimated 6,000 affordable home shortfall in the City of Melbourne, which is the primary structural driver of rough sleeping in the CBD and cannot be addressed through enforcement.

<u>Alternative recommendations</u>

3.2. In the event that CSO deployments are not suspended, HPUV makes the following alternative recommendation to the CoM:

a) Body worn cameras should be activated for all interactions with members of the public, and footage should be retained for a minimum of 12 months rather than the current 28 days, to enable proper accountability and investigation of complaints.

108764 - Draft budget 26-27 submission

NO LONGER THE UNHEARD VOICE

3.3 This submission has been prepared by the Homeless Persons Union Victoria. HPUV welcomes the opportunity to discuss the matters raised in this submission with CoM representatives and to provide further information if required.

108765 - Draft budget 26-27 submission

PETITION SIGNATORIES

HPUV Petition: *Cease the City of Melbourne Community Safety Officer Program*

Launched: *12 April 2026*

Signatures as at 27 April 2026: *815*

Signatures from City of Melbourne postcodes: *319 (39%)*

Name	Postcode
kelly whitworth	3121
Danielle Haley	3070
Spike Rise up	3121
India Rowles	3182
Alexandra Macdonald	3078
Lucille Kerr	3178
Shifrah Blustein	3011
Monty Green	3012
Debra Harding	3011
ANN M MCLOUGHLIN	3006
James Harkness	3129
Odile Ramnac	3032
Phillipa Tobin	3006
linda karafili	3058
Fatemeh Naghizadeh	3058
Daryoush Khorasani	3000
Angus Cameron	3000
Danielle Hassall	3184
Seyedabbas Miri	3001
Meysam Fadaee	3051
Michelle Gibson	3072
Aaneke Fitzgerald	3000
Priya Kunjan	3000
Gemma Mirenda	3032
Edmund Hapsburg	3000
Freda pace	3000
Patrick Eid	2234
Michael Web	3053
Victoria Shaw	3162
Elena Panahi	3152
Justin Young	3844
Soodabeh Askarian	3182
Sarah langmore	3070
Leila Shamsi	3001
Patrick Rullo	3040

108765 - Draft budget 26-27 submission

Name	Postcode
SallyAnn Spencer	3149
Ben Kennedy	3181
Meaghan Jarred	3070
Glenn Nelson	3128
linda millington	2628
Andrew McGlashan	3134
Peter Hardy	2535
Max Taghavi	3131
Many Latfi	3124
Meghan Fitzgerald	3000
em F	
Barbara Trauer	3070
Bess Smallwood	3070
Maria Kenny	2148
Lainie Lane	3158
Lynette Satalich	3437
Janan Toksipahi	3037
Mischa Faewynn	3021
graeme gerrard	3822
Zahra Heydarzadeh	3023
Zach Biggin	3000
Wala Haydari	3004
Amy Mittelmajer	3000
stephen glogan	3143
Sue Dawson	6000
Charandev Singh	3072
Jay Ford	3442
Janet King	3056
Emily Kelly	3340
Laara Eames	3071
Tina Gelberidis	3121
Nikki Hopkinson	3429
Pauline Berick	3088
Jill Faulkner	6800
Dave lovelock	3065
Maryam Estedar	3000
ky sumac	870
RAMIN S	3000
Asemeh Pousti	3030
Nathan Milne	3006
Ben Ekert	3056
Alireza Maz	3143
Janine Rigby	3155

108765 - Draft budget 26-27 submission

Name	Postcode
Adrienne musarra	2640
David Grajfoner	3940
Behnaz Nikjeh	3030
Jennifer Brown	3182
آرزو چیذری	3082
Lee Antonio	3199
Jo Jarred	3810
Ali alamdari	3000
Nadiya Havalat	3109
Catherine Van Wilgenburg	3000
Karl Coffey	3000
E R	3008
Nazila Amiran	3102
Paula Wright	3525
Darrell Foote	5033
Emma Anderson	3000
Shahin Delfani	3000
Michael Ruffin	3194
Vahid Moosavi	3106
Adam Lawes	3011
Katy Najafi	3182
Deborah Wood	3478
Athena Hamzeh	
saman mosavi	3051
Dan Newton	3081
Frankie Lloyd	3000
John O'Rourke	3054
Tania Matilda	3075
Frances Waite	3001
Michelle Grigoriadis	3046
Ashlee francis	3029
Adriana Mackay	3105
Deborah Atkinson	3000
Amal Mourad	2216
Linda Shiers	3056
Tess Matthews	3121
Silvia Cicciarella	3078
Jessica Harrison	3995
Amin Eshghi	2000
Sally Thompson	3066
Jane Murphy	3031
Pearl Goodwin-Burns	3073
Jeremy van den Driesen	3193

108765 - Draft budget 26-27 submission

NO LONGER THE UNHEARD VOICE

Name	Postcode
Louiza Romanic	3055
Greg Millsom	3012
Amin Bani Amerian	3122
Sara Little	3000
Julie Payne	2756
Maryam Tavakoli	2194
Georgia Ward	3104
Rita Sacchetta	5113
Rod Payne	3089
Max Allis	3067
Elizabeth Kindred	3003
D Paris	6000
Brit Chapman	3020
Tony Waugh	3977
Sam Forbes	3067
Brendan Bonsack	3141
V Tan	3000
mia Tinkler	3056
meghan craig	3018
Brigid Magner	3058
celeste macleod	3181
Jane Thomas	3145
Daniela Palacios	3058
Gazza Kowal	
Michael Wellard	3754
Binari Almeida	3037
Jon Tjhia	3121
Benjamin Richmond	3011
Sky Lawler	6027
Paul Burns	2605
Jaguar Stevenson	3141
Brenna Dempsey	3163
Sage Ferguson	3109
Jade Pavlov	3055
Owen Vickery	3123
Nina crawley	3068
Jack Brady	8051
Jackson Gillespie	3000
Frances O'Connor	3121
Kabira Husy	6163
Finch Elwyn-Fey	3000
Billy Antoniou	3004
Kiyara pretorius	3056

108765 - Draft budget 26-27 submission

NO LONGER THE UNHEARD VOICE

Name	Postcode
Heidi Brasher	3070
Reece Newling	3075
Antonio Sosa	3055
Peter B	3182
Freddie Vincent	3001
Taiig Ross	3000
Chris Woods	3051
Chris Thirkell	3012
Ed Ledsham	3058
Josh Kidd	3181
Sue Mortimer Stent	5700
Reuben Endean	3000
Aurora Shmith	3056
Caroline Hartley	3084
Kim Wright	3013
Josh McCrimmon	3350
ANDREW PHILLIPS	3065
Steven Nguyen	3000
Lauren Steel	3011
Theo Purchase	3000
Kelly Howard	3000
Amy Aednat Ciara	3000
Lauren Fox	5076
Meg Mundell	3012
Eloise thetford	3073
Cathryn Murdoch	3031
Sally Blenheim	3056
Hannah C.	
Shawna Marks	3000
Sophie Rudolph	3012
Myrtle Wild	3068
Monique Hurley	3220
Al Pie	
Meena Gill	3000
Fiza Zali	3058
chantelle higgs	3011
Lily Tarelli-Anka	3669
Lisa Simons	3030
Danielle Roubin	3056
Tolly Iliadis	3057
Christine McCall	3032
Chrissy Ortner	3796
Narinda Cook	3006

108765 - Draft budget 26-27 submission

NO LONGER THE UNHEARD VOICE

Name	Postcode
Samantha Bond	3108
Nicola Costello	3121
Pila Thomas	3068
G Rolls	3031
Danny Gualtieri	4701
Bella Pirie	3056
Michelle Sposito	3025
Indra Haas	3057
Thomas Jones	3083
Tamia Maslen	3101
Jacqui Croucher	3000
Farida Iqbal	3205
Annie Nash	3220
Fafa Yasanzadeh	3186
Tupou Saukalou	
Julia Ilic	3057
Ernst Gotz	3029
Shannon O'leary	3754
Phoebe Marshall	3051
Tina Clausen	4077
Julie Parker	3011
BILLI CLARKE	3056
Ben Yonson	3672
Julianne Murtagh-Fraser	2000
Anton van Buuren	4171
Cheryl Schalks	3051
darren saffin	3058
Natasha O'Brien	3064
Niamh Swango	3055
Jesse Cooper	3145
Michelle Clifford	3460
Angela Kyriakopoulos	3175
Di Surgey	3121
Genevieve Faul	3065
Paul Lewis	2000
Rachel Wilson	3000
Sara Wigmore	3000
Jean-Marc Dupre	3460
Mahdieh Asadi	3000
Jaspreet Gill	3217
M Hm	3070
Lilliana Curkovic	3000
Myfan Jordan	

108765 - Draft budget 26-27 submission

NO LONGER THE UNHEARD VOICE

Name	Postcode
Athanasios Karabinis	3056
Aryan Jamali	3008
Eileen Ascott	6111
Deniz Toupchi	3123
Damanbeer Singh	3001
Kate Simmins	3444
Michael Butler	3013
wendy davidson	3134
Kate Incerti	3053
Roman Moss	3078
Charlotte Lynch	3072
Ashleigh Brady	3810
Zohreh Montazeri	3032
Toby Bolton	3000
Nicola Flook	2072
Emily Page	3046
Karli Charles	3000
Beryl Jarrett	3196
Anne Barton	3000
Seta Sali	3032
Oliver Wilson	
Ethan Sh	3000
BEATRIZ Grana	3037
Harry garcha	3000
Vera Harris	3060
Deepak Jayaraj	3216
Jess Swan	3121
Isabella G	3207
Elisabetta Varo	3150
Johnny Beech	3199
Amelia Bartak	3011
Matthew McDonald	3082
Nicole M	3000
Mohsen Negarchi	6210
Nahid Tousi	3153
Garry White	3128
Lucy Parker	2000
Rodney Ellis	3066
Asghar Abdolhosseini	3000
George and Nantia Litinakis	3058
Kirrineet Kaur	3056
Marie Burrows	3032
Spencer Washington	3000

108765 - Draft budget 26-27 submission

NO LONGER THE UNHEARD VOICE

Name	Postcode
Amitoj singh	3031
Greg Denham	3000
Jade Fraser	3153
Chels Hood Withey	2482
Teaghan Laird	3000
Heather Guilfoyle	3070
Darby Hardy	3000
Thomas Martin	3057
Belle Owen	5000
David Beech	3000
Rosa Roberts	3058
Lindsay rattray	3032
Jo Thorne	3198
Hayden callinan	5009
Koko Rose	3105
Ashlee Pickup	3108
Alex Janssens	3073
John Fraser	
Fiona Norqay	3074
Sylvie Nehill	3450
Leon Nhor	3178
Juanita Spinelli	3000
Sophie Wade	3066
Simo Simo	3174
Julian Grace	3000
Simone Lymbery	3047
Maxine Peters	3166
Harriet Taheny-Macfarlane	3073
Sonia Evans	3101
Cheryl Kaulfuss	3040
Simone Perkin	3201
sean basham	3923
Harrison Watt	3053
Darcy Gall	3031
Breeze Powell	3121
Jordan Armaou-Massoud	3134
Alanna Lorenzon	3183
Alexandra Lebret	3121
Anissa Muthia	3150
Holly Fraser	3046
Khalid Katikang	3175
Debbie Brennan	
Jay Alcock	3995

108765 - Draft budget 26-27 submission

NO LONGER THE UNHEARD VOICE

Name	Postcode
Kate Forster	3002
Merit Tabak	3053
Daniel Perrone	3084
Emma Wheatley	3065
Linda Reilly	90630
Ariel M	2480
Anne ireland	3082
Julie Pittaway	3181
Elissah Anderson	3056
Sebastian Sharp	3056
Thomas Maggs	3004
Melanie Norman	3338
Aiden Parlby	3206
Paul Gregoire	
Nour Maqsodi	3000
Louise Liu	3056
Liz Ross	3055
Rohullah Khodarahmi	3000
Joel Gaedicke	3053
gabby bezabih	3082
Mare Hunter	2206
steph formosa	3082
Stevie Hawes	3000
Teagan Townsend Gommers	3102
SH MOORI	
Charlie Metselaar	3000
Marti Kaiser	3054
Ollie Gleeson-Payne	3000
Nathaniel Spain	3066
Renee Robertson	3000
Alison Thorne	3053
helen simmons	3702
Pauline Vetuna	3000
Deb Barnes	3160
Steven McPhillips	3806
Jemma Taylor	3054
Jesse Jenkins	3799
Alice Liu	3058
Angel Connolly	3000
Oliver Ryan	3068
Robert Hart	3072
Samantha Skinner	5109
Saskia Doherty	3000

108765 - Draft budget 26-27 submission

NO LONGER THE UNHEARD VOICE

Name	Postcode
Diana Bishop	3071
Emma Salmon	3000
Emily Scott	3056
Ben Nadim	3121
Kellie Carter-Bell	3000
Lois Harper	3052
Marylee Beehag	3000
Kathleen williams	3930
Caroline Sturm	3000
Sue Bolton	3046
Chloe Ford	3044
Davoud Rohanian	3181
Megan Crewe	3155
Gabi Seth	3008
Caiden Wood	3003
Kelly Scheen	3199
Jetaime Bersee	3000
Kerrie Byrne	3207
Maggie Leung	3001
Bobbi Pritchard	3065
Frank Otis	3018
G G	3006
Lichen Kelp	3065
Michelle Filosa	3174
Daniel Verrocchi	3065
Kim Lamont	3199
Vikki Dezaayer	3001
Yana Grant	3068
Eli Abadi	3000
Fiona caskie	3004
Peter Murray	3072
Tristan Davies	3068
Lucy Mifsud	3021
Gina Sealey	3152
Faranak noori	3177
Marlo Mogensen	3011
Bernadette Cheesman	3355
Jennifer Castledine	3006
Darcy Foster	3057
Hannah Sycamore	3055
Christian McBride	2046
Emma Dunlevie	3000
James Anwyl	3000

108765 - Draft budget 26-27 submission

NO LONGER THE UNHEARD VOICE

Name	Postcode
Catherine Strong	3032
Eleni Stamenitis	3122
angela mccart	3128
Pam Mundell	2134
Ella Svensson	3054
caleb bradshaw	7220
Terry Nguyen	3011
Nina Tory-Henderson	3078
Brad Homewood	3016
Viv McLoughlan	3008
alice chalmers	3081
Thea Turnbull	3060
Erica Dubach	3056
Be Blank	3073
Brett Donovan	3051
nerida healey	3073
Emma Couch	3805
Janette Connard	3101
Rosie Dodd	3032
Matt Beshara	3011
Kelly Long	3000
Miko Bondie	48192
Eternity Justice	3000
Jason Plieger	3429
Fiona Fiona	3121
Jay Marsh	3825
minnie Nancarrow	3044
Nanette White	3000
Sam Morell	3057
Diane Ewin	3196
findlay scott	3056
Damien Chandler	3070
Astrid Dominguez	3057
Garry Oliver	4000
wendy stemm	3338
Jack Mcwilliam	4120
Claire burton	4006
tara stewart	3058
Lindsay Barnes	4188
George dowling	3004
Ritchie Bloom	3066
Zoe Shepherd	3058
Kai Bassily	3107

108765 - Draft budget 26-27 submission

Name	Postcode
Alexandra Maria Jones	3044
Mini Miller	3006
Kathryn Orpen	3189
Sylvie L	3057
Indigo Medling	3000
Benjamin Spicer	3141
Judy Doubas	3072
Mark Steane	3051
Selin Housemoglu	3207
Emily Southwell	3121
Jacq Siebel	3000
Cindy Davidson	3155
Grace O'Connor	3216
Honey Rose	3000
Kawshalya Manisegaran	3008
Shristi Shrestha	3000
Jodie Ellen	3028
Jamali Bowden	3072
Ricky Scanlon	3006
Michaela Stubbs	3072
Annette Bagley	3070
Kirsty Emma	3070
Jill Sharp	3127
Denise Serdenes	3008
Alvin Paul Laxton	3000
Anab mohamud	3000
Yvonne Morton	3000
Nicholas Buccheri	3204
Adam Slater	3073
Mikayla Wilder	3000
Ellen Jarred	3168
Noel Lim	3109
Lee Gibbens	3133
Dellah Bugg	3090
Jasmine Grundy	3055
cameron smith	3056
Chris gooden	3011
Greta Brown	3011
Selene Pais	3053
Jacob par	3000
Dianne Gorman	3008
Jess McCabe	3000
Kayla Crawford	4169

108765 - Draft budget 26-27 submission

NO LONGER THE UNHEARD VOICE

Name	Postcode
Rob Harrison	3030
Hitanshu Gaur	3030
David Harris	3182
Leaha Brown	
Kaptain Kaptain	3305
Katie Sfetkidis	3006
Debora Semple	3460
Milli Marshall	3006
Tara Lees	3130
Zuni Zacutti	3121
Miranda De'ath	3121
Lynne Donnelly	3000
Colette Ieber	3204
Bec Rogers	3000
Amanda McMahon	3995
Darren McDonald	3825
Meaghan Smith	3000
Maria Weaver	3046
Lola Bell	2137
Morgan Rogers-Jopson	3002
Tiff Paterson	3218
Emily Lebetzis	3058
Mel Leiberman	3058
Isabella Dalgleish	3000
Fei Pang	3000
Naomi Richards	3931
Lily Birleson	4000
John Baryczka	3305
Htet Htet R	
Elke McVeity	7250
Nicole Scott	3216
Kint Omalley	3052
Maya slocum	3028
Alfred Dibbledabble	3121
KJ Kiek	5083
Tim Nelthorpe	5082
liam honf	3207
Maeve Scannell	3070
Alistair Montfort	3053
Peter Long	3004
Stuart Govan	3011
carolyn ienna	2144
Lia Eacher	3078

108765 - Draft budget 26-27 submission

NO LONGER THE UNHEARD VOICE

Name	Postcode
Greta Ludwig	3183
Moira Burke	3187
Ruth Barnes	3227
sandra griesche	3087
Tracey Murphy-sansom	3977
Jackson fox	2010
LEONIE CHESTER	3886
Bridget fejes	3000
Ron Woolley	3131
Kerr Wardlaw	3160
ANNE-MARIE Dow	3147
Leonie Rowe	2287
Deanna Mihalic	3141
Tracy-Ann Williams	3179
David Heller	3145
Odessa Mykytowycz	3142
Hilton smith	3055
carolyn weidner	3081
SANTOSH BHATTARAI	3030
Raphaela Power	3128
Sarah Boasman	3984
Hugh Collins	3004
Jenny Porlai	3054
Sarah Ashton	4000
Jamie Stirk	3070
Hayley Trend	4114
Martin Teggart	3197
Genevieve Jones	3788
Gracie Butler	3029
Sam Springfield	3218
Portia Mannix	3752
Steph Rimington	3058
Elijah Ludowyk	3218
David Ye	3149
Annelise Belladonna	3101
Savanna mannix	3752
Nikki Wehl	3124
Shai Bellion	3008
Jill Macpherson Smith	3122
Zana Mahmutovic	3934
Mia Barrett	3033
Tim McKew	3122
Vicky Vacondios	3006

108765 - Draft budget 26-27 submission

NO LONGER THE UNHEARD VOICE

Name	Postcode
Rebecca Wickham	3055
Melissa Pearson	3101
Terri Soumilas	3000
April Angys	3218
Aaron Moon	3003
Erica Vera-Williams	3171
Libby Kiernan	3066
Jai Forster-Saunders	3057
Alysha Carter	3000
TM McG	3000
Kira Johnston	3029
Teresa Ayto	3150
Mandy billing	3070
Pearly Black	4225
Miriam Abud	3000
Katara Jade	3823
Will Hansen	3145
Chris Stevens	3781
Randall Egan	3121
Jeremy Maxwell	3132
Michelle STANWAY	3781
Brendon Conway	3000
Ruth Richards	3029
Damira Ahmetovic	3142
elaine wood	3199
fleur elland	5112
David Curtain	2148
Joe Malignaggi	3185
Ljiljana Tutic	3138
amelia hull	3011
Claire Partington	3096
Jude Bowman	3143
Thong Ho	3076
Christine Kovach	3936
Phuong Dang	3171
Yvette White	3223
Micheal Carey	3072
Kenny Haryett	3025
Angela Lagator	3004
H R	3101
Zubaidah Mohamed Shaburdin	3000
Antony Oliver	3191
Thomas Frazer	3000

108765 - Draft budget 26-27 submission

NO LONGER THE UNHEARD VOICE

Name	Postcode
Darren Rexter	3000
Eva Dimasi	3109
Aishani Sinha	3053
Lily-Anne Smith	3103
Mungo Moje-O'Brien	3072
Tiana Parker	3000
Anthony Paull	3133
Annie Toller	3068
Adrienne Weller	98102
Amandeep Singh	3000
Marie-Louise Drew	3072
Shane Phillips	830
Kylie Drayton	3000
Aira Firdaus	5000
Ka Hei Alvina Liu	3000
John Malvestuto	3130
Sally Fried	3183
Margie Reardon	3126
Fiona York	3012
Deb Bryce	3781
Jacob Arnold	3082
Callum Turner	3068
Jema Gaskin Charles	3078
Wendy morris	6000
Nadira Sanif	3000
Sean Bryant	3068
Genevieve Fry	3066
Rory Bay	3000
James Roseveare	6112
Sharron Brandon	3121
Meg Copp	3121
Desa Markovic	3066
Ann Rodis	3205
Kelly Flanagan	3006
Tamara Lunn	3070
Lynda Britten	3053
Kate Alexander	2000
Darcy Gladwin	3081
Emily Smith	3000
joyce McDonald	3023
Whitney Fernando	3122
Joseph Symons	3072
A A	3128

108765 - Draft budget 26-27 submission

NO LONGER THE UNHEARD VOICE

Name	Postcode
Jo Ferrari	3067
Sue Brown	3207
Lachie Owen	3121
Michaela Carter	3150
kobe evans	3150
Debra Low	3020
Hannah Garvan	3129
Erika McKenna	3182
Michael Johnstone	3015
Eleanor Guerra	3072
Linda Parry	4740
Ben Callegari	3056
Janine Bielovich	3008
Emmett Dickins	
Aislinn Prendergast	3121
Shella Shpigel	3184
Tania K	3193
Sarah Harvey	3072
Paul Sando	3078
Nazanin Bozorgpour	3178
Anne Harvey	3000
Siro Cavaiuolo	3000
Catherine Gow	3141
Ruby Tavener	3161
Ellie Hall-Prvulj	3000
Jessica richter	3000
Mirabai Hazell	3053
Cathleen Downing	3032
stella tavener	2450
Dante Z.C	3181
Kate Gordon	3051
Jarrah Mosco-Klipin	3060
Brianny Kinchin	3004
bob marshall	3356
Bryony Forrest	3051
Vicki Mallett	3352
Liz Adams	3057
Cam Stewart	3067
Sarah Campbell	2101
John Macri	2148
Alissa Valenzuela	3004
jake perolta	3205
Rachael McDonald	3000

108765 - Draft budget 26-27 submission

NO LONGER THE UNHEARD VOICE

Name	Postcode
zoe hunter	3158
Cherie Short	3000
Ruth Honner	3000
Jon Freiberg	3000
Gillian McCarrey	3073
Elise Elbanna	3032
Loreto McMahon	3550
Louise Goebel	3068
Yazo Tini	3175
Declan Sharp	3806
Susan Ab Salan	3084
Jack Sloane-Lees	3184
Wayne H	3181
Bridget Armstrong	3182
Lynne Johnston	3218
Bethany Pardo	3000
Andy Waugh	3121
Marcie Carr	3450
NSN Sux kox	3004
Jeanette Kennett	3013
Lauren Judith Emma	3000
Vivien Smith	3021
Liesel Price	3183
Jennifer Sell	3073
Mahee Hossain	3802
Leslie Rosenblatt	3182
Katrina Korver	3040
Drew Kaat Powell	3070
Gianni Mura	3000
Melisa duque	3011
Samuel Luddon	3046
jenny Smith	3012
Fiona Fahey	3084
Claire Thomas	3056
Almond Veras	3046
Andrew Carlson	3134
Sarah Newton	3134
Rachel Kurzyp	3013
Amy Joyce	3195
SHEREEN EVANS	3020
Niamh Mundell	3034
Bianca Whiteside	3550
Dagna Silins	3019

108765 - Draft budget 26-27 submission

NO LONGER THE UNHEARD VOICE

Name	Postcode
Ellen bailey	3056
Rosie Tsipouras	3056
Affrica McCarthy	3451
hannah york	3004
Rory Giezekamp	3051
Nina Birch	3056
Rebecca Kate	3223
Kathy Gausden	3000
Maria De Michele	3029
Anne Wynn	3126
catherine yen	3066
Leanne Stanczyk	3004
Maria C	3000
Stella Anyaogu	3053
Tony Moritz	5606
Aldona Jones	3802
hazel boyce	3001
Roxana Diamond	3000
Emma McMillan	3016
James vaf	4101
Jus Marsh	3000
Shilo Yitz	3053
Moe McGlashan	3000
Alex Mozjerin	3012
Jenn Clark	3073
Anne Bennett	3101
Daniel Bitaxis	
Narelle Warren	3975
Jessica Hutchins	3001
Debbie Bayliss	2426
Susan Christoffelsz	3155
Amanda Pike	3000
Martin Oliver	2000
Lorna Zhulan	213
Rhys Mitchell	3020
jaq bryan	3079
Helen Askew	3000
Sarah Berryman	3181
Linda Teese	2481
Zara Sarab	3000
Alex Freeman	3051
Trent Prestt	3025
Nacca The Alpaca	4000

108765 - Draft budget 26-27 submission

NO LONGER THE UNHEARD VOICE

Name	Postcode
Rajinder Kumar	3029
Jack Reader	2000
S Rose	3000
Wahibe Moussa	3446
Jann Gilbert	3892
Tessa Welch	3044

Valet On Collins Hosted By NOVOTEL

An elevated valet parking service curated for Melbourne's most prestigious retail and hospitality precinct

Valet On Collins is a refined, high-end valet parking offering designed to support the luxury positioning of the Paris end of Collins Street. Developed with discretion, efficiency, and elegance at its core, the service enhances accessibility while preserving the character and prestige of the precinct.

Hosted by Novotel on Collins, Valet On Collins delivers a seamless arrival and departure experience for visitors, supporting local businesses and encouraging extended visitation to the area.

The service has been conceived to align with council expectations around safety, traffic flow, professionalism, and amenity, while providing a best-in-class customer experience consistent with Collins Street's international reputation.

Objectives

- Improve accessibility for high-value visitors to the Paris end of Collins Street
- Reduce parking friction and unnecessary vehicle circulation
- Enhance the overall visitor experience through premium service delivery
- Support local retail, dining, and hospitality businesses
- Operate in a manner consistent with council guidelines and public safety standards

Host Venue

Novotel on Collins has been selected as the host venue due to its central location, established operational standards, and experience in managing premium guest services. The hotel provides a trusted and professional base for valet operations, ensuring reliability and accountability.

Service Model & Operations

Service Overview

Valet On Collins operates as a premium, professionally managed valet parking service hosted exclusively by **Novotel on Collins**.

Key service features include:

- Trained and professionally presented valet staff/hotel concierge
- Secure and responsible vehicle handling
- Clear customer communication and streamlined collection process
- Minimal impact on pedestrian and vehicle traffic

Customer Journey

1. Guests arrive at the designated valet zone at Novotel on Collins
2. Vehicles are received by valet staff and securely parked
3. Guests enjoy uninterrupted access to the Collins Street precinct
4. When ready to depart, guests notify valet staff via text message

Vehicle Collection Process

To ensure efficiency and minimise waiting times, guests are requested to send a text message 15 minutes prior to vehicle collection. This allows valet staff to prepare vehicles in advance, supporting smooth traffic flow and a premium, stress-free departure experience.

Operating Principles

- Discreet and orderly valet operations
- Clear signage and staff guidance
- Adherence to council-approved operating hours and locations
- Ongoing monitoring to ensure safety and minimal disruption

Pricing, Positioning & Community Benefit

Pricing Structure

Daily Valet Parking Rate: $80 per vehicle

The $80 daily rate reflects:

- The premium nature of the service
- The convenience of direct arrival and departure
- Professional staffing and operational management
- Alignment with luxury market expectations

Target Audience

- Luxury retail customers and precicnt visitors
- High-end dining patrons
- Corporate and VIP visitors

Precinct & Community Benefits

Valet On Collins offers tangible benefits to the broader precinct and community:

- Encourages longer visitor dwell times
- Supports local businesses by improving accessibility
- Reduces congestion caused by drivers searching for parking

- Enhances Collins Street's reputation as a world-class destination

Brand Positioning

Valet On Collins is positioned as:

- Elegant and discreet
- Premium and professionally managed
- Complementary to the historic and luxury character of Collins Street

Valet On Collins
Hosted by Novotel on Collins

A refined arrival. An effortless departure. A service worthy of Collins Street.

108781 - Draft budget 26-27 submission

The Big Umbrella Foundation

Submission to City of Melbourne Draft Budget 2026–27

1. Executive Summary

The Big Umbrella Foundation (TBU) strongly supports the City of Melbourne's Draft Budget 2026–27 and its commitment to strengthen food security programs, invest in local food relief organisations and support people experiencing food insecurity, homelessness and hardship.

Council's statement that "*no one should ever go hungry or without a safe place to sleep in a prosperous city like ours"* reflects a shared vision that TBU has been delivering on for over 17 years.

The proposed investment in food security and support services is timely and important.

For the past 17 years, TBU has delivered the Feed Melbourne food relief service at Federation Square providing over 532,000 meals, prepared by 56,400 volunteers and diverting over 992 tonnes for food waste from landfill at the TBU Emergency Relief Centre and Urban Farm.

TBU is a volunteer-based organisation that uses rescued food and urban farming to provide nutritious hot meals at approx. $6.50 per meal - representing outstanding value and powerful community impact.

TBU receives no direct funding from the City of Melbourne, relying entirely on philanthropic corporate grants, corporate fundraising programs and community support. We are deeply concerned that we will have to reduce our Feed Melbourne services at a time when demand is increasing significantly.

We are now seeking to partner more closely with Council to ensure the sustainability and expansion of our services.

This submission seeks:

- Recognition of TBU as a key food relief delivery partner
- Ongoing funding support as part of the Council budget to sustain and grow Feed Melbourne services
- Partnership support to pilot and scale a new 24/7 food relief initiative - EAT.ATM

2. Alignment with Council Priorities

TBU's work supports Council's vision of a liveable, inclusive city.

The Draft Budget prioritises:

- Supporting people at risk or sleeping rough
- Strengthening food security
- Improving health, wellbeing and social connection
- Investing in partnerships that deliver local impact

The Big Umbrella's *Feed Melbourne* services directly contribute to these priorities by:

• Delivering thousands of nutritious meals to people experiencing hardship
• Creating safe, inclusive spaces that foster dignity and belonging
• Providing vital social connection for marginalised individuals**,** reducing isolation
• Redirecting surplus food from landfill into community use
• Acting as a frontline touchpoint for people in crisis
• Enabling corporate and community teams to engage directly, building awareness and social responsibility
• Creating meaningful connections that break down stigma
• Supporting pathways into broader care and support services

3. The Need: Food Insecurity and Service Pressure

Food insecurity is increasing across Melbourne highlighting the importance of stable, partnership-based funding models to sustain essential frontline services such as Feed Melbourne.

City of Melbourne Report (2022-24):

- 48% of residents report food insecurity (up from 32%)
- 34% worried food would run out
- 31% skipping meals (up from 19%)
- 23% running out of food (up from 13%)
- 26% accessing food relief services (up from 8%)

Food insecurity is increasing due to:

- Rising cost-of-living pressures
- Housing stress and homelessness
- Social and economic vulnerability

TBU is experiencing growing demand for food relief services, particularly among people:

- Sleeping rough
- Experiencing crisis or hardship
- With mental health or addiction issues
- Facing social isolation

At the same time, TBU faces increasing operational pressures:

- Rising fuel and logistics costs
- Reduced corporate sponsorship support
- Greater competition for charitable funding

4. Existing Service: Feed Melbourne

Feed Melbourne is a high-impact weekly food relief service delivered by volunteers at Federation Square on Wednesday and Thursday evenings.

TBU is currently preparing and providing over 350 hot meals each night and demand is increasing.

TBU's program provides:

- Fresh, nutritious meals from rescued food and urban farming
- A safe and welcoming environment
- Social connection and engagement
- Referral pathways into broader support services

Feed Melbourne is more than food relief, it is also a gateway to care and support.

TBU collaborates with and refers participants to key City of Melbourne services, including:

- Salvation Army Project 614
- The Living Room
- Pets of the homeless
- Avalon
- Other local providers

Our Track Record

For over 16 years, TBU has delivered Feed Melbourne services without direct operational funding from Council, demonstrating:

- Strong organisational capability and experience
- Community trust and credibility
- Consistent service delivery
- Strong partnerships with major food suppliers Foodbank, OzHarvest and Fareshare
- Close collaboration with other support service providers

Current Operational Context

- Record numbers of people seeking help
- Increasing operational costs
- Reduction in revenue from corporate donations and team building events

Opportunity

With Council support, TBU can:

- Sustain and stabilise our current services
- Expand service delivery
- Increase volunteering
- Expand our reach to vulnerable communities
- Further strengthen City of Melbourne homelessness and support systems

5. Future Initiative: EAT.ATM

The Big Umbrella is expanding food relief for vulnerable people in Melbourne by launching a new innovative social enterprise – EAT.ATM.

EAT ATM will provide free, high-quality meals to people in need through smart food vending machines.

TBU is importing seven machines using the latest technology from Europe to place in locations around Melbourne in areas of greatest need – ensuring food relief is accessible and available seven days a week, 24 hours per day.

TBU is offering to locate 5 of these machines in and around the City of Melbourne.

Each vending machine can store up to 100 meals at a time, offering a range of nutritious and culturally appropriate options. Meals can be instantly heated and dispensed at the press of a button, with the machine capable of producing a hot meal every 2.5 minutes, ensuring consistent availability at any time of day or night.

Access for vulnerable individuals is supported through a simple system using coupons, cards, or QR codes, enabling them to receive meals quickly, safely, and with dignity.

EAT.ATM can also operate commercially in a financially sustainable “buy one, give one” model — generating one free meal for every meal purchased. Each machine will be able to deliver over 11,000 meals a year.

The Big Umbrella is seeking support from philanthropic and corporate partners to help establish EAT.ATM as a new sustainable and scalable system of food relief in Australia. A new social enterprise that has the ability to be self-funding and contribute funding to other food relief services.

EAT.ATM is an innovative, scalable food access solution designed to complement traditional food relief services. It provides:

• 24/7 access to nutritious meals
• Automated, accessible distribution
• A sustainable “buy one, give one” model

• A low-barrier, stigma-free way to access food
• Integration with existing food relief networks

EAT.ATM Alignment with Council Priorities

EAT.ATM supports:

• Improved accessibility to food relief
• Innovative and efficient service delivery
• Greater inclusion and dignity
• An Australian-first solution to food relief
• Activation of public spaces with positive community impact

Increased Impact

• Extends access beyond fixed service hours
• Reaches people unable to attend traditional services
• Enables rapid deployment in high-need areas
• Reduces pressure on frontline services
• Provides scalable infrastructure to meet growing demand

7. Conclusion

The Big Umbrella Foundation strongly supports the City of Melbourne Draft Budget 2026-27 that prioritises compassion, inclusion and a fare go for every neighbourhood.

For more than 17 years, TBU has delivered essential food relief services without direct operational funding from Council. We now face unprecedented demand for food relief, rising costs and a challenging and difficult fundraising environment.

TBU is seeking to work more closely with Council to build on our existing, proven service and ensure its long-term sustainability within Melbourne's food security system.

In partnership with Council we propose to:

- Sustain and strengthen food security programs and outcomes
- Support people at risk or sleeping rough
- Expand reach and impact
- Deliver innovative food access solutions
- Strengthen community connection
- Enable EAT.ATM pilot program implementation

Together with Council we can ensure a future where no one in Melbourne goes hungry or without support.

Thank you for the opportunity to put forward this submission.

108781 - Draft budget 26-27 submission

We hope to be able to make a presentation in person to City of Melbourne councillors at the Future Melbourne Committee meeting on 12 May.

Contact

Justin Dickinson
Chief Executive Officer and Founder
The Big Umbrella Foundation
Email: [redacted]
Phone: [redacted]

108782 - Draft budget 26-27 submission

- **Advocating for Docklands' community interests**
- **Informing, engaging and connecting the Docklands community**
- **Celebrating and promoting Docklands as a thriving place to live**

City of Melbourne – Draft Budget 2026-27

Feedback Submission on behalf of Community 3008 inc.

Introduction

Community 3008 is a community representative group for Docklands' residents. It draws its legitimacy from active engagement with the community and public forums. The matters raised in this submission flow from consultative processes and are based on the groups areas of current focus being:

Enhancing Family Liveability
Strategic Approach to Waterways and Harbour Esplanade
Creating Pet Friendly Community
Greening Docklands

As a developing suburb, Docklands presents great opportunities not just for its residents, but also for the City of Melbourne, fellow Victorians and interstate and overseas visitors.

The following matters are raised because ensuring they go addressed through the City of Melbourne's 2026-27 budget, will significantly contribute to achievement of the City of Melbourne's current strategic priorities and *Melbourne's 2050 Vision*. Community 3008 support the other budget inclusions that contribute to Docklands ongoing development.

Priority Strategic Matters

Harbour Esplanade and Victoria Harbour Master Planning

Harbour Esplanade is the integration point between the Melbourne CBD and Victoria Harbour. An opportunity exists to make Harbour Esplanade and Victoria Harbour the centre piece of a unique and significant water-based precinct for Melbourne.

Positive revitalisation of Harbour Esplanade would deliver across all CoM's strategic priorities. This includes the ability to leverage the precinct into an economic strength through tourism, hospitality and retail.

A further ad hoc approach to Harbour Esplanade revitalisation would be disastrous. There are historical plans relevant to this precinct, but they are long outdated and lacked effective controls. There a many relevant stakeholders with their own commercial interests. It is critical that Harbour Esplanade revitalisation occurs within the context of a contemporary masterplan.

108782 - Draft budget 26-27 submission

A Harbour Esplanade Master Plan should sit within or alongside a Victoria Harbour Master Plan. Collectively, these plans would shape the future precinct into one with a true sense of purpose, uniqueness, vibrancy and community.

These master plans should include the Victoria Harbour interface areas of Victoria Harbour Promenade and New Quay Promenade. Both these require immediate attention and the remedy for their issues must be with consideration to a strategic approach. It is noted that some funding has been identified within the CoM 2026-27 budget for piling rehabilitation works. It is highlighted that such works must be conducted with strategic consideration and through a collaborative approach of CoM and Development Victoria, and importantly, with community consultation.

Any infrastructure on the east side of Harbour Esplanade must be done with consideration to its integration with and impact on the public space on the west side abutting Victoria Harbour. These impacts include aesthesis, integration, functionality and wind. Air flow impacts are critical, with any infrastructure deliberately designed to decrease the wind within the public space.

The development of the Harbour Esplanade and associated master plans must be in this 2026-27 budget cycle as there is major impacting planning occurring outside of any such framework. This includes a submission by the Maritime Museum Heritage Network (MMHN) to the Federal Government's Urban Precincts and Partnerships Programs for funding to rebuild central pier. MMHN, whilst well intentioned, are believed to have progressed this outside any local community consultation. Community 3008 has run a public forum specifically on infrastructure and the waterways, at which there was strong opposition to impacting on the current water footprint of Victoria Harbour. It is the water that differentiates Docklands from the rest of the CoM.

Recommendations

Ensure the 2026-27 budget includes funding for immediate commencement of a Master Plan for Harbour Esplanade

Ensure the 2026-7 budget includes funding for commencement of a Master Plan for Victoria Harbour

CoM advise the Federal Government's Urban Precincts and Partnerships Program that any decisions in relation to infrastructure on Harbour Esplanade and Victoria Harbour are premature until a Master Plan is developed by the CoM, in conjunction with Development Victoria and through engagement with Community 3008

108782 - Draft budget 26-27 submission

Docklands' Parks and Recreation Planning

There is significant high-rise building activity occurring across Docklands. This will rapidly expand the suburb's residential population. This includes an increasing proportion of young families. There is also an increasing number of residents with pets, especially dogs. To enhance liveability for residents and attract visitors, it is important to maximise the use of the limited remaining open space. If there is no strategic approach to the use of the remaining open space, ad hoc development will compromise the community benefit that these areas should ultimately provide.

There is also the need to ensure that the current open space that is available for use, appropriately balances the requirements for pet owners with the hygienic considerations of playground areas for children.

Open space currently not available for practical public use includes the land at the western end of North Wharf and the area along the Moonee Ponds Creek to the west of Ron Barassi Senior Reserve. Such areas provide the opportunity for concepts such as nature trails, indigenous history pathways or general activity areas. Specific planning is required for the future use and design of these areas. Integration of the SafeCity camera network into this planning would contribute to community confidence in the safety of these areas.

Areas for sports-based activities are crucial for the young family cohort in Docklands. Whilst Ron Barassi Senior Reserve provides an area for more organised sporting activities and older children, there are limited areas available for younger children to kick a ball or play cricket, especially in the New Quay precinct. There are some restricted traffic areas, such as Palymyra Way abutting Monument Park, where easily moveable cricket nets or similar could allow for its productive use for the vast majority of time when vehicles are not allowed to use it. Monument Park is a significant play area for young children, so it should be structured to better suit this need.

Recommendations

Ensure the 2026-27 budget includes funding for planning of future use and design of the remaining unavailable open space within Docklands

Ensure the 2026-27 budget includes funding for a review within Docklands of how the current open space balances the requirements of pet owners and the hygienic environment for children, and funding for the facilitation of identified changes

Ensure the 2026-27 budget includes funding for identifying geographic play area gaps within Docklands and then enhancing areas to be suitable for children to play

108782 - Draft budget 26-27 submission

Greening Docklands

As the majority of Docklands consists of high-rise apartments and commercial office buildings, it is critical our focus be placed on greening any remaining open space, pocket parks, footpaths, promenades, river frontage, balconies and rooftops. Greening is proven to increase biodiversity, contribute to the overall health of urban ecosystems, provide ecological value, assist in heat reduction (canopy cover/shade), improve air quality by filtering pollution and create a sense of place for residents and visitors alike.

Human health and wellbeing see significant improvements with the presence of green spaces. Research has demonstrated that access to nature can reduce stress, improve mental health and enhance physical health by providing opportunities for exercise, recreation and relaxation. They also provide fantastic opportunities for environmental education.

Recommendations

Ensure the 2026-27 budget includes Docklands under the 'Growing the Garden City' Program to delivery new or upgraded parks and green open spaces

Ensure the 2026-27 budget includes funding for additional trees/canopy cover within Docklands under the 'Urban Forest Precinct Plan'

Ensure the 2026-27 budget includes funding under the Parks Renewal Program for the planting of native gardens, borders and understory, and increase amenity (e.g. seating) particularly within Docklands Park and Playground to increase safety, biodiversity and community engagement

Ensure the 2026-27 budget includes funding to support Docklands greening objectives and Community based activities to align with CoM objectives of 'City Greening', 'Nature in the City' and 'Gardens for Wildlife'

Floating Wetlands

The current Floating Wetlands Trial Project in the Yarra River and Victoria Harbour has been successful. Making this Trial permanent and seeing the Project expanded, particularly in the Yarra River, would increase contribution to the health of our waterways, wildlife biodiversity and ecological connectivity.

Recommendations

Ensure the 2026-27 budget includes funding for making the current Floating Wetlands permanent, their maintenance and protection of native wildlife

Ensure the 2026-27 budget includes funding to expand the floating wetlands in the Yarra River

108782 - Draft budget 26-27 submission

General Matters

Footpath and Streetscape Maintenance

Many of Docklands' streets and streetscape areas are subject to subsidence, whilst the buildings themselves are built on foundational bedrock, so do not move. This has resulted in uneven footpaths and public thoroughfares that create tripping hazards and adversely impact on the visual amenity. This issue requires a major audit to identify where the issues are and then funding to mitigate. The impacted areas require more than an ad hoc concrete patching of gaps if the surface remains uneven. Whilst this audit is being conducted, general streetscape issues can be addressed, such as the north-side of Lorimer Street.

Recommendation

Ensure the 2026-27 budget includes funding for an audit of footpath conditions and repair where required

Community Engagement Programs

Consistent with the maturing of a new suburb, various community activities need to be trialled. Some of these may clearly not be successful from the outset, whilst others may demonstrate potential but take time to become sustainable. The Docklands Farmers Market remains an activity with potential and for the medium term should continue to be trialled.

Recommendations

Ensure the 2026-27 budget includes funding to support trialling and maturing of community engagement activities in Docklands such as the Farmers Market

108790 - Draft budget 26-27 submission

City of Melbourne 2026-27 Budget Recommendation

Prepared for: City of Melbourne Council
Submitted by: Feifei Liao, founder of Our Point 3, Feifei Curiosity, BetterActs, BetterActs Collective
Date: 28 April 2026
Focus: Opportunities for grassroots funding and underrepresented community support

ABOUT OUR ORGANISATIONS & THIS SUBMISSION

This submission comes from organisations working at the intersection of community building, social impact, creative expression, and systemic advocacy. Our work bridges gaps in the City of Melbourne's current service ecosystem:

Our Point 3 supports LGBTQIA+ international students and migrants, populations experiencing profound isolation, discrimination, and barriers to belonging. We provide peer-led community, mental health support, policy advocacy, and spaces where lived experience is centred. Our work shows that when communities lead and speak for themselves, they create solutions that professional services miss.

Feifei Curiosity produces storytelling-led creative projects that deepen belonging, identity exploration, and civic participation. Our work recognises that narrative power shapes policy and culture. By amplifying the voices of people most affected by systems, we create pathways for genuine inclusion and community leadership. This spans arts, community engagement, and advocacy work.

BetterActs & BetterActs Collective bridge the gap between business purpose and community need through values-led volunteering and measurable social impact. We demonstrate that sustainable community change requires resource redistribution, not just goodwill.

Our shared insight: The communities most affected by policy decisions, LGBTQIA+ people, migrants and refugees, women of colour, disabled people, international students, and other underrepresented groups, have the least voice in shaping those decisions. This submission offers concrete pathways to shift that reality within the City of Melbourne's 2026-27 budget.

108790 - Draft budget 26-27 submission

OUR POINT 3 fēifēi Curiosity BetterActs

EXECUTIVE SUMMARY

The City of Melbourne's 2026-27 budget ($804.8M total, $629.7M operating) demonstrates financial stability but reveals a critical gap in grassroots and community-led funding. While $41.2M is allocated to "events, arts, culture, activation," the analysis shows funding is heavily concentrated in major infrastructure projects and Council-led programs, with limited direct investment in grassroots organisations and underrepresented communities.

Key Finding: The budget favours large-scale capital projects and Council delivery over co-design and grassroots community leadership. This represents a missed opportunity to meaningfully amplify marginalised voices and build community power.

CURRENT FUNDING LANDSCAPE: WHERE THE GAPS ARE

What's Currently Funded (The Status Quo)

- **Major events & culture:** $26M (New Year's Eve, Moomba, Christmas) , top-down, Council-led
- **Artist grants:** $4.2M , likely skewed toward established artists with funding literacy
- **Multicultural activation:** $250K only , token investment for a city with 40%+ residents from diverse backgrounds
- **Community programs:** Safety initiatives, free fitness classes, swimming lessons , Council-delivered
- **Homelessness services:** $2.3M , important but limited, no mention of community-led or peer-led models

What's Missing (Critical Gaps)

1. **No dedicated grassroots funding stream** for community organisations led by underrepresented groups
2. **LGBTQIA+ specific funding:** Zero visible allocation in the budget
3. **Migrant and refugee community support:** Minimal beyond the $250K multicultural activation
4. **Women and gender-diverse leadership development:** No targeted funding for community-led initiatives
5. **Peer-led and lived-experience programs:** Limited funding for organisations run by the communities they serve
6. **Community capacity building:** No investment in grassroots leadership, governance training, or infrastructure

7. **Mental health and psychological wellbeing:** Mentioned only in homelessness services; no dedicated community mental health investment despite growing community need
8. **Disability and neurodiversity support:** Zero visible allocation for disability community programs, accessibility initiatives, or neurodivergent (autism, ADHD, etc.) community support
9. **Intersectional wellbeing:** Nothing addressing compounded barriers (e.g., disabled LGBTQIA+ people, neurodivergent international students, disabled migrants, disabled women of colour)

STRATEGIC RECOMMENDATIONS

1. CREATE A DEDICATED GRASSROOTS COMMUNITY LEADERSHIP FUND

Opportunity: Reallocate 10-15% of the Arts & Culture budget ($4-6M) or Multicultural activation funding

What it should do:

- Direct funding to community organisations led **by and for** underrepresented groups
- Prioritise lived experience and grassroots leadership (not established NFPs parachuting in)
- Fund small grants (e.g., $20K-$100K) to grassroots groups for community-led events, peer support networks, leadership development, storytelling, advocacy campaigns, and cultural expression

Why this matters: Our Point 3's model demonstrates that community-led, peer-supported initiatives are more effective, culturally resonant, and sustainable than top-down service delivery.

Implementation:

- Create a **Grassroots Community Leadership Fund** with $4-5M allocation
- Partner with Community Sector organisations (codesign with local groups, not consultants)
- Use accessible application processes (plain language, online & offline, multiple languages)
- Prioritise orgs led by LGBTQIA+, migrants/refugees, women of colour, disabled people, international students, and other underrepresented groups

108790 - Draft budget 26-27 submission

OUR POINT 3 fēifēi Curiosity BetterActs

- Fund for 3-year cycles (not one-off grants) to build stability, with a funding review process in place.

2. EXPAND MULTICULTURAL ACTIVATION FROM $250K TO $2-3M

Current state: $250K for a city where 40%+ residents are from culturally and linguistically diverse backgrounds is token investment that doesn't reflect community reality.

Recommendation: Increase to $2-3M with explicit co-design requirement and allocate across:

- **Grassroots cultural activation:** $1M for community-led festivals, arts, storytelling (not Council events)
- **Migrant and refugee services:** $800K for peer-led settlement support, community education, advocacy
- **CALD women's leadership:** $400K specifically for women from immigrant communities
- **Multilingual communication:** $300K for budget translation, community engagement
- **Intergenerational cultural programs:** $500K for youth leadership, elder wisdom sharing, cultural preservation

Accountability mechanism: Require Council to report on % of funding reaching grassroots vs. large NFPs.

3. CREATE AN LGBTQIA+ COMMUNITY INVESTMENT STREAM ($1-1.5M)

Current state: $0 visible allocation despite growing LGBTQIA+ population

Where it should go:

- **LGBTQIA+ international student support:** $400K (peer mentorship, mental health, advocacy)
- **Trans and gender-diverse services:** $300K (healthcare navigation, employment support)
- **LGBTQIA+ seniors and ageing:** $250K (isolation prevention)
- **LGBTQIA+ migrant and refugee programs:** $300K (intersectional support)
- **Queer arts and storytelling:** $300K (cultural expression, narrative change)

Why now: Council's M2050 vision emphasises inclusion; this is a material test of that commitment.

108790 - Draft budget 26-27 submission

OUR POINT 3 fēifēi Curiosity BetterActs

4. ESTABLISH MENTAL HEALTH AND PSYCHOLOGICAL WELLBEING INVESTMENT STREAM ($800K-$1M)

Current state: Mental health is essentially invisible in the budget, mentioned only peripherally in homelessness services.

Critical gap: Young people, migrants/refugees, disabled people, and those experiencing isolation face significant mental health challenges. Community-led peer support models are proven more effective than traditional service delivery.

Where funding should go:

- **Peer-led mental health and crisis support:** $350K
- **LGBTQIA+ youth mental health:** $200K (crisis support, suicide prevention, peer mentorship)
- **Migrant and refugee mental health support:** $200K
- **Grief, loss, and collective wellbeing:** $100K

Implementation note: Partner with grassroots organisations and peer-led services, not only clinical institutions.

5. CREATE DISABILITY AND NEURODIVERSITY COMMUNITY SUPPORT STREAM ($600K-$800K)

Current state: Completely absent from the budget despite disability affecting 1 in 6 Melburnians.

Critical gap: Disabled and neurodivergent communities experience systemic exclusion. No dedicated funding for disability community leadership, peer support, or neurodiversity acceptance.

Where funding should go:

- **Accessible community programs and events:** $250K (co-design with disabled people)
- **Disabled community leadership and advocacy:** $200K (peer support, leadership development)
- **Disability mental health and psychosocial support:** $150K
- **Neurodiversity celebration and community:** $100K (pride events, peer mentorship)

Why this matters: Disability justice frameworks teach us that when we design for disabled access, everyone benefits.

6. REPURPOSE SOME EVENT FUNDING ($2-3M) FROM LARGE EVENTS TO GRASSROOTS ACTIVATION

Current reality: $26M for Council-run major events reaching similar audiences repeatedly

Recommendation:

- Maintain flagship events but reduce by 20% ($5M savings)
- Reinvest $3M into distributed grassroots activation grants supporting: neighbourhood festivals, street art, cultural celebrations led by migrant communities, queer/disabled/neurodivergent community events, women-led cultural initiatives, youth leadership events

Benefit: Broader audience reach, cultural diversity, community power-building, more authentic to Melbourne's demographics.

7. DEVELOP AN INTEGRATED INTERSECTIONAL COMMUNITY WELLBEING APPROACH ($2-2.5M)

Current gap: Homelessness, family violence, safety, mental health, and disability support are siloed, creating gaps for people experiencing intersecting marginalisation.

Invest in:

- **Peer-led homelessness programs:** $700K
- **Women of colour family violence support:** $400K
- **Disabled/neurodivergent community safety:** $300K
- **Queer and trans youth mental health and housing:** $300K
- **Community-led food security:** $200K

Integration means: All programs address mental health and disability; all are accessible and co-designed; all recognise cultural, gender, sexuality, and disability diversity; all centre peer support and community leadership.

108790 - Draft budget 26-27 submission

OUR POINT 3 fēifēi Curiosity BetterActs

8. ESTABLISH COMMUNITY COUNCIL OVERSIGHT & CO-DESIGN GOVERNANCE

Current structure: Budget decisions made internally; community input limited

Recommendation:

- Create a **Community Leadership Budget Committee** (12-15 members)
  - Majority representation from grassroots community leaders
  - Minimum 2 LGBTQIA+ members, 2 migrant/refugee leaders, 2 women of colour, 2 disabled leaders
  - Paid positions (recognition of labour & expertise)
- Meet quarterly to review allocations, advise on new programs, recommend reallocation if needed

Cost: $80-100K annually (honorariums for members at quarterly meetings)

FUNDING REALLOCATION SUMMARY

Current	Proposed	Amount	Rationale
Multicultural: $250K	Expand to $2.5M	+$2.25M	Reflects demographic reality
LGBTQIA+: $0	Dedicated stream	$1.5M	Currently invisible
Mental health: $0	Dedicated stream	$900K	Critical gap
Disability: $0	Dedicated stream	$700K	1 in 6 unfunded
Major events: $26M	Reduce to $23M	-$3M	Redirect to grassroots
Other reallocations	Grants/programs	+$1.5M	Low grassroots impact
TOTAL NEW		**$10.35M**	Within existing budget

Total investment is sustainable: At $10.35M additional annual investment, Council maintains surplus and financial stability while addressing equity gaps.

SPECIFIC ASKS & ACTION ITEMS FOR COUNCIL

Immediate (Next Budget Cycle)

10. Commission equity audit of current community funding

108790 - Draft budget 26-27 submission

11. Establish working group with grassroots community leaders to design new funding streams
12. Ring-fence funding with accountability requirements
13. Allocate $100K for community co-design process

Medium-term (2026-27 Budget Implementation)

14. Launch Grassroots Community Leadership Fund with simplified applications
15. Create LGBTQIA+ Community Investment Stream
16. Establish Mental Health and Wellbeing programs
17. Launch Disability and Neurodiversity support stream
18. Establish Community Leadership Budget Committee (paid positions)

Long-term (2027-28 Onwards)

19. Institutionalise grassroots funding
20. Build community governance into all major programs
21. Move from consultation to co-design and leadership
22. Report annually on equity outcomes

WHY THIS MATTERS: ALIGNMENT WITH COUNCIL VALUES & EVIDENCE

The City of Melbourne's M2050 vision commits to "growing stronger together" and meaningful inclusion. This submission offers concrete pathways to actualise those commitments in practice.

Current reality vs. stated values:

The budget demonstrates Council's capacity to invest in big infrastructure ($175M capital program) and major events ($26M). Yet communities experiencing the most significant barriers to belonging,LGBTQIA+ people, migrants and refugees, disabled people, neurodivergent people, women of colour, international students,receive minimal dedicated resources.

This represents an opportunity:

- When communities lead solutions, outcomes are more effective and culturally resonant
- Peer-led support models have higher engagement than top-down service delivery
- Community power-building prevents crises before they happen

- Grassroots organisations have lower operational costs and deeper community trust

What the evidence shows:

- LGBTQIA+ peer support has 3x higher engagement than clinical-only approaches
- Peer-led mental health and crisis intervention services report better outcomes and user satisfaction
- Communities designing programs for themselves create accountability and cultural safety
- Intersectional approaches prevent people falling between services

CONCLUSION: A COLLABORATIVE PATH FORWARD

The City of Melbourne has both the financial capacity and the opportunity to lead Melbourne as a city where marginalised communities are resourced, heard, and centred in shaping the decisions that affect them.

This submission offers not a burden, but an invitation: To partner with grassroots organisations and community leaders who are already doing this work. To trust communities to lead solutions for themselves. To redirect existing resources toward the people closest to lived experience.

Investment in these recommendations would signal:

- Genuine commitment to equity as a budget priority (not rhetoric)
- Trust in grassroots leadership and community expertise
- Recognition that building community power prevents crises
- Alignment with M2050's promise of inclusion and collective flourishing

The City of Melbourne has shown it can fund big infrastructure and big events. This is an opportunity to show it can also fund big community leadership. To demonstrate that when it comes to serving communities, Melbourne trusts the communities themselves.

We welcome the opportunity to collaborate with Council to design and implement these funding streams in partnership with the communities they serve.

108790 - Draft budget 26-27 submission

Prepared by and on behalf of:

Our Point 3 | Feifei Curiosity | BetterActs & BetterActs Collective

Feifei Liao, founder, CEO

[redacted]

Contact detail [redacted]

108802 - Draft budget 26-27 submission

Submission to City of Melbourne Draft Budget 2026-27

28 April 2026

Dear Lord Mayor and Councillors,

cohealth welcomes the opportunity to provide feedback on the City of Melbourne's Draft Budget 2026-27. As a leading not-for-profit community health organisation, we deliver free or low-cost health care and support across Melbourne's inner, north and west, providing services and support for people with complex health and social needs.

cohealth has a strong and longstanding partnership with the City of Melbourne, working together to support the health and wellbeing of people in the municipality, including people in vulnerable circumstances, who may be experiencing food insecurity, homelessness or insecure housing, who use alcohol and other (AOD) drugs, or are experiencing mental ill health.

We commend the ongoing commitment to Council's strategic priority of supporting a *healthy, safe, clean and connected community*, ensuring people can access services to support them in times of need. We welcome Council's continued investment in fairer, kinder support for people experiencing vulnerability.

Our submission identifies opportunities to strengthen the Draft Budget to better support people experiencing vulnerability. This includes opportunities to strengthen investment in health and social support responses that reduce pressure on emergency and law enforcement systems.

Our recommendations are:

- Prioritise and invest in health-led responses as the primary approach to supporting people experiencing complex behaviours
- Advocate for investment in a comprehensive range of alcohol and drug supports, including harm reduction and treatment services such as counselling and pharmacotherapy
- Ensure the Community Safety Officer model is implemented in a culturally safe, trauma-informed, health-aligned approach that supports pathways to care

108802 - Draft budget 26-27 submission

Prioritise and invest in health-led responses

We know that demand for health and social support continues to grow, particularly for people experiencing complex and intersecting challenges. Ongoing cost of living pressures are contributing to financial stress, housing instability and food insecurity. These conditions impact health and wellbeing, which can sometimes result in heightened distress and complex behaviours in public spaces.

cohealth delivers health-led responses to people experiencing mental ill-health, homelessness, and alcohol and drug dependence through outreach and place-based care in Melbourne. Our services are person-centred and culturally safe, building trust and connection to support sustained engagement.

We support Council's advocacy for expanded mental healthcare, including on-the-street services that meet people in moments of need. Evidence shows health-led responses improve engagement and strengthen pathways into care, particularly when support is delivered where people are and reaches those who are less likely to engage with traditional health services.

In contrast, enforcement-led responses may reduce engagement with services and increase risky behaviour, particularly for people experiencing mental ill health. This is reflected in the finding of the Royal Commission into Victoria's Mental Health System, which recommends that crisis responses are led by health professionals wherever possible.

We note Council's inclusion of advocating for 'more police presence to enforce state laws' within activities aimed at 'supporting people with complex behaviours.' While police play an important role in maintaining public safety, enforcement responses are not designed to address underlying health and social needs that often drive complex behaviours. Positioning increased police presence within 'support' risks conflating these distinct roles and may reduce the effectiveness of engagement with health and social services.

Prioritising health-led responses leads to improved health and social outcomes for people experiencing vulnerability, as well the broader Melbourne community.

We support the introduction of additional specialised services for people experiencing homelessness, including the Melbourne Outreach Team and Safe Spaces. These initiatives will provide valuable and much-needed resourcing within the City of Melbourne, particularly when integrated with existing and incoming mental health and alcohol and other drug services.

Recommendation 1:

cohealth recommends Council prioritise and invest in health-led approaches as the primary response to supporting people experiencing complex public behaviours, recognising these behaviours are often driven by health and social needs.

Enforcement responses, such as increased police presence, are more appropriately positioned under community safety priorities rather than responses intended to support people experiencing vulnerability.

Advocate for a range of Alcohol and Other Drug (AOD) supports

cohealth acknowledge Council's advocacy for increased access to drug rehabilitation services and recognises that rehabilitation can support people to reduce or stop their substance use.

Rehabilitation is one form of treatment and should be considered alongside a broader range of alcohol and other drugs supports that respond to individual needs.

Evidence-based AOD services, including those delivered by cohealth, are grounded in principles of human rights and harm reduction, recognising that not all people who use alcohol or other drugs want to or can stop.

As outlined in the Victorian Alcohol and Other Drugs Strategy 2025–2035, an effective system responds to diversity and individual needs rather than a 'one-size-fits-all' approach, and treatment is the most effective when it is timely, holistic and tailored to individual needs.

Recommendation 2:

cohealth recommends that Council advocates for investment across all

alcohol and other drug supports, including harm reduction, rehabilitation and other community-based treatment services such as pharmacotherapy and counselling, to ensure people can access support that meets their individual needs and recovery goals.

Implement a health-aligned Community Safety Officer model

cohealth has extensive experience delivering health and social support services to people experiencing homelessness across Victoria, including in the City of Melbourne through our outreach and Central City services.

We welcome Council's leadership and continued investment on increasing access to affordable housing and expanding outreach and service coordination. These responses are essential in supporting immediate needs and connecting people to ongoing care.

We recognise that the current Community Safety Officer model, with officers trained in trauma-informed engagement, mental health and AOD awareness, and cultural safety, is working well and supporting more consistent and appropriate responses in the CBD.

People experiencing homelessness are often highly visible in public spaces and are more likely to interact with frontline city responses, including Community Safety Officers. A proportion of these interactions may also involve people experiencing mental ill health and alcohol and other drug dependence.

The expansion of the Community Safety Officer workforce will increase these interactions, particularly with people experiencing vulnerability and complex health and social needs. To ensure this initiative is effective, it is important that responses continue to be trauma-informed, culturally safe and health-led, ensuring they do not create barriers to engagement with health and social services.

We welcome ongoing collaboration with Council to ensure the Community Safety Officer model is implemented in a way that supports connection to services and improves health outcomes across the community.

Recommendation 3:

Consistent with our previous submissions, cohealth continues to recommend that Council ensure the Community Safety Officer model:

- has clearly defined roles and responsibilities, with appropriate accountability mechanisms in place
- includes training to support engagement with people experiencing homelessness, mental ill health and AOD-related issues
- is integrated with health and community services to support referral pathways
- includes clear feedback and monitoring mechanisms
- considers how visibility, including uniforms, shapes interactions with people experiencing vulnerability in public spaces
- is supported by a public awareness approach to guide appropriate community responses

Summary

In summary, our recommendations are:

1. Prioritise and invest in health-led responses as the primary approach to supporting people experiencing complex behaviours
2. Advocate for investment in a comprehensive range of alcohol and drug supports, including harm reduction, rehabilitation and other treatment services such as counselling and pharmacotherapy
3. Ensure the Community Safety Officer model is implemented in a culturally safe, trauma-informed, health-aligned approach that supports pathways to care

cohealth welcomes the City of Melbourne's continued investment in supporting people experiencing vulnerability. Strengthening this budget through a health-led, evidence-informed approach will improve health and social outcomes for individuals and across the municipality.

We value our ongoing partnership with the City of Melbourne and look forward to continuing to work together to deliver coordinated responses that support the health and wellbeing of everyone in the community.

Yours sincerely,

[redacted]

Nicole Bartholomeusz
Chief Executive, cohealth

[redacted]

108809 - Draft budget 26-27 submission

ABN 961 349 069 33
66 Cromwell Street
Collingwood, VIC 3066

Future Melbourne Committee
City of Melbourne

28 April 2026

Submission regarding the draft City of Melbourne's 2026/27 Budget

Firstly, thank you for the opportunity to make a submission regarding the City of Melbourne's draft budget.

About STREAT

STREAT is widely recognised as one of Australia's leading social enterprises, working locally and nationally to grow the social enterprise sector. In 2010, we welcomed our first nine homeless young people to gain training and employment at our street food cart at Federation Square. Since then, we've worked with over 3,000 young people, providing them with nearly 500,000 hours of support, training and employment. RMIT modelling estimates the organisation has saved governments over $250 million in direct services like housing, mental health, justice and employment services, whilst the organisation has received less than 5% of funding from government across this same time. The organisation runs a portfolio of food and retail social enterprises including cafes, retail shops, a pantry, an artisan bakery, a coffee roastery and a catering company. Eight of our 14 businesses are located within the City of Melbourne, including cafes we operate within major corporates like HESTA, Arup and RACV. Our young people have helped us serve over 3 million meals and coffees to Melburnians.

In addition to its transformative work with young people, STREAT also plays an active role in Australia and Melbourne's social innovation landscape. For example, we helped build the Social Enterprise Network of Victoria (SENVIC), the Victorian State government's social enterprise strategy, and we run the national social enterprise Community of Practice for Social Enterprise Australia. Co-founder and CEO Rebecca Scott was also on the City of Melbourne's Economic Development Committee in 2024, and was 2024 Melburnian of the Year.

QVM Purpose Precinct

In 2022, STREAT co-founded the Purpose Precinct, a social enterprise precinct located within Melbourne's CBD at the Queen Victoria Market (QVM). The Precinct has the following objectives:

- **Sector growth** – Grow the social enterprise sector's visibility and vitality
- **Priority jobs** – Create a host of jobs for priority job seekers
- **Circular innovation** – Develop new green products and services for the circular economy
- **Activated people & places** – Activate people & places to be changemakers for a safe and just future.

The Precinct, that was funded by the Victorian Employment Minister (DJSIR) and Sustainability Victoria, has had key achievements including:

- Creating over 100 employment pathways for people facing barriers to employment
- Developing retail shops showcasing over 110 Victorian social enterprises
- Developing a dedicated First Nations shop retailing authentic products from over 10 Aboriginal social enterprises
- Running tours and workshops for over 1,500 people
- Developing new regenerative tourism products and experiences for the visitor economy
- Developing a 'living lab' approach to place-based social innovation within the Melbourne Innovation District with partnerships with RMIT and the University of Melbourne embedding an ongoing stream of hundreds of student interns within our work
- Partnering with the City, universities, social innovators, industry and the public on circularity projects
- Securing six years of funding from the Paul Ramsay Foundation to develop LikeWISE, a new incubator program to grow more Work Integration Social Enterprises (WISEs) within QVM and the City. This program kickstarts in July 2026 will also help social enterprises get ready for an influx of tourists when Australia hosts the 2032 Olympics.

108809 - Draft budget 26-27 submission

ABN 961 349 069 33
66 Cromwell Street
Collingwood, VIC 3066

Circularity infrastructure of high value to the City

In 2023-4, STREAT gained funding from Sustainability Victoria to undertake extensive waste auditing of QVM's substantial organic waste streams. The project revealed that of QVM's annual 800 tonnes of organic waste, 96% was still usable for human consumption. This is the equivalent of over 2.5 million meals being thrown out at QVM every year. This catalysed the development of the onsite Circular Innovation Kitchen, with a $600,000 commercial kitchen installed onsite to capture, divert and reuse as much viable produce as possible.

We were thrilled when the City of Melbourne partnered with us in 2025 to kickstart the QVM Circular Economy Precinct to innovate new circular food solutions for the City. This work has already included undertaking the following projects in partnership:

- Reuse pilot – A three-month pilot investigating an onsite reusable scheme which saved over 40,000 single-use food and coffee containers across 18 traders. The City is now using the results of this pilot to undertake a second pilot servicing the QVM Night Markets in late 2026.
- Food security pilot – A four-month pilot diverting waste produce into the production of over 900 nutritious ready-made meals for local charities.
- Food Rescue Hub – A new pilot kickstarting in May 2026 to weekly rescue fresh produce and distribute it to local charities and universities.

Another project due to kickstart across 2026-28 utilises the team and kitchen to collaborate with logistics partners Melbourne Uni and RMIT to reduce student food insecurity and social isolation. In this project we'll collect and divert waste produce and transform it into nutritious vegetarian meals, and will run regular cooking workshops engaging students in making ready-made meals to take home. These projects would be impossible to complete without the QVM Kitchen.

We request an ongoing waiver of rent and outgoings on the QVM Circular Innovation Kitchen

All of the projects we're undertaking in partnership with the City are only part-funded, with STREAT subsidising a significant proportion of the costs, including all of the rent and outgoings of the kitchen. At the moment, the City of Melbourne is effectively STREAT's charity, with the non-profit paying the City substantial rent to help the City address its own waste and food security issues. We seek an ongoing waiver of the rent and outgoings for the kitchen, with that amounting to $85,000 this upcoming year ($75,000 rent, $10,000 for rates, electricity and waste costs). We hope the City would also see this as a prudent investment of funds, particularly as we increasingly divert and reuse organics onsite at QVM, the City will increasingly save costs on its waste contracts, whilst also delivering on its ambitious waste reduction and circularity targets.

Whilst we understand the tight fiscal environment that the City is currently facing, our hope is that in future budgets the City might also further invest in our onsite work in social innovation (see following page), including the larger scale diversion of viable market produce into delicious, nutritious meals for those facing food insecurity. With 1 in 2 international students going hungry every week, and 1 in 3 City residents facing food insecurity, our hope is to continue working alongside the City and QVM to ensure there's over 2.5 million meals being tasted, not wasted each year.

With our thanks for your considerations.

Yours sincerely,

[redacted]

Rebecca Scott OAM
STREAT Co-founder and CEO

A Snapshot of the QVM Purpose Precinct - March 2026

Over $2.5m investment onsite to date.
$4m of future investment confirmed over coming 6 yrs.
Over 1,500 people have been on tours.
100s of student interns.

Over 4 tonnes of organic waste diverted.
Over 70 circular products ideated.
Over 40,000 single-use containers saved during circular pilots undertaken with City of Melbourne and QVM.

Partnerships & governance structures (2023 - current)
Partners: STREAT, RMIT, Melbourne University
We have formal partnerships with both the University of Melbourne and RMIT in our Social Innovation Alliance. Our work onsite is also part of the Melbourne Innovation District. In 2026, STREAT is developing an Innovation Advisory Committee comprised of experts from research institutions and industry to help us grow our onsite work.

Shared Impact Tracking (2023 - current)
Partners: STREAT, Good Cycles, Melbourne University
In 2023, we worked with Clear Horizons and partner social enterprises to develop a shared Theory of Change, a Measurement and Evaluation Framework, and an Impact Tracker that allowed customers to see the collective impact of their purchases. This data is available on our website and e-commerce store.

Collaborating for impact (2023 - current)
Partners: STREAT, City of Melbourne, Victorian gov, Unis, social enterprises
The Precinct approach understands that cross-sector collaboration brings together diverse actors with aligned interests and impact areas. Not only does this help nurture smaller social enterprises, but it also helps share resources more effectively. This includes building commons infrastructure like shared shops and a commercial kitchen that can be shared by multiple enterprises.

Victorian social enterprise trails and experiences (2023 - current)
Development of 6 maps and visitor trails showcasing projects across Victoria creating positive impact for people and the planet. These maps and trails are strong sellers at QVM. A calendar of regular events, workshops, activations.

First Nations Storytelling (current project)
Partner: Melbourne University
Commissioning of First Nations truth-telling story for back of the Purpose Precinct's QVM Map product. Working with a history intern to document the stories of people buried under QVM in the Old Cemetery.

Allyship in First Nations Campaigns (2023 - current)
Partners: Clothing The Gaps, Killara Foundation
Collaborating with First Nations social enterprises to support key initiatives and activity including 'Not A Date To Celebrate' (Jan 26), Reconciliation Week and NAIDOC Week.

Dedicated First Nations shop, job pathways and self-determination (2023 - current)
Partners: Clothing The Gaps, Deadly Wears, Gardening on Country, DB
Growing First Nations presence onsite through a broader curation of products from Aboriginal owned and operated enterprises, and engaging with First Nations social enterprises to create job pathways for Aboriginal people onsite.

Circular Innovation Kitchen (2023 - current)
Partners: Sustainability Victoria, Victorian government (DJSIR)
Extensive waste auditing onsite, building of a circular innovation kitchen, development of 70+ products, kitchen utilised by other social enterprises for product development, regular cooking classes.

Building a circular community (2023 - current)
Partners: MAKE Studios, B Alternative, Green Collect, Dodgy Paper, Precious Plastics, RMIT, Melb Uni
Building a community of innovators passionate about circularity & development of low-carbon products, experiences.

QVM Circular Economy Precinct (October 2025 - current)
Partners: City of Melbourne, QVM, RMIT, University of Melbourne
Establishing the Precinct as a key site for circular innovation for the City. Major projects include:

- Reusables Pilot - A 3-mth pilot testing the use of reusable food containers onsite to eradicate single use food packaging. The pilot worked with 18 traders and captured critical data to build a financially viable reusables model. Over 40,000 single-use containers saved. CoM using data for Reusables Challenge in mid 2026.
- Food Rescue Hub - Rescuing overripe and undersold produce from QVM and transforming it into free, nutritious meals for food-insecure university students and local charities. Outcome is a new rescue hub service kickstarting in mid '26.
- Behaviour change campaign - Introducing STREAT's award-winning Siptember campaign onsite to change customer behaviour towards reusables.
- Applied research & innovation - Internships, student projects with RMIT, Melb Uni and industry partners.

Social enterprise shops (2023 - current)
With funding from DJSIR, STREAT and Good Cycles established social enterprise shops to retail products from over 100 Victorian social enterprises. The shops share an Impact Tracker which tracks the cumulative impact of buying from social enterprises.

Job pathways for people facing barriers (2023 - current)
Partners: Victorian DJSIR, Paul Ramsay Foundation (PRF)
Creating supported training and employment pathways for cohorts facing barriers. To date over 90 job pathways have been created. In mid 2026, with funding from PRF STREAT kickstart a 6-yr program helping grow 8 social enterprise partners onsite. This is an upcoming investment of over $4m. The social impact of this project will be researched across the 6-yrs by Melbourne Uni.

Social justice research
Partners: RMIT, Melbourne Social Equity Institute, Melb Uni, City of Melbourne
We have formal partnerships in the Social Innovation Alliance between RMIT, University of Melbourne, and the Purpose Precinct. Our work onsite is seen as a key location for social innovation in the Melbourne Innovation District (MID).

Over 110 social enterprises represented onsite.
Over 90 job pathways created for people facing barriers since the Precinct started.

A STREATwise INITIATIVE

108815 - Draft budget 26-27 submission

28 April 2026

Dear Lord Mayor and Councillors

Thank you for the opportunity to provide feedback on City of Melbourne's draft Budget 2026–27.

My budget submission asks City of Melbourne to prioritise a greening project in Stanley Street West Melbourne for the 2026–27 financial year, as part of growing Melbourne's Garden City.

Growing a garden city at scale is a priority area for council, in order to improve liveability now and into the future. Stanley Street was identified for greening in council's Light Touch Review (2024) and West Melbourne Structure Plan (2018).

With a mix of long-term residents and an influx of new residents attracted to West Melbourne's convenience (walk score 89/100), Stanley Street is in immediate need of green space to serve all residents and workers.

Stanley Street West Melbourne is undergoing a rapid transformation. In the next 12–24 months, residents will move into Stanley Street's immediate area to these addresses:

Address	Number of properties	Type of properties	Car spaces on site
559-577 King Street West Melbourne	287	Studio to 3 bedroom apartments	105
137-157 Adderley Street West Melbourne	105	Studio to 3 bedroom apartments	89
210-228 Stanley Street West Melbourne (completed 2024)	50	1 to 3 bedroom apartments	58
127-153 Stanley Street West Melbourne (Stage 1 complete)	35	4 bedroom townhouses	70
Total:	**477**		**322**

* *None of the above properties will be eligible for on-street parking permits.*

108815 - Draft budget 26-27 submission

The map below identifies the above property developments outlined in **yellow** and suggests a greening precinct for Stanley Street shaded in **green**:

At a conservative estimate, over **1,000 additional residents will be moving into 0.12km²** of West Melbourne, as highlighted in the **blue** rectangle above.

From my observations, parking in the centre of Stanley Street is under-utilised. Council can corroborate this statement with parking data from its parking provider EasyPark.

On-street car spaces in the centre of the road could be repurposed (similar to Roden Street's greening) to create new green space for the community to relax, socialise and play.

In support of my submission, I have attached the list of names of the **61 residents** of Stanley Street and other local residents who support the prioritisation of greening in this area.

Local resident support underscores the immediate need to commence this greening project, amid an influx of new residents that will be moving to West Melbourne very soon.

Thank you

Gemma Gooding
Resident
Stanley Street West Melbourne

[redacted]

**Next pages: resident list.*

108815 - Draft budget 26-27 submission

First name	Surname	Email address
Kathryn	Anderson	[redacted]
Aydin	Atakan	
Elizabeth	Blades-Hamilton	
Kerri	Bradley	
Katherine	Breen	
Emily	Camorra	
Bianca	Cardillo	
Jun	Cheng	
Leah	Christou	
Dimitra	Christou	
Rik	Connors	
Matthew	Cook	
Carly	Cummings	
David	Danger	
Helen	Davies	
Eithne	Donlon	
Alys	Francis	
Gemma	Gooding	
Simon	Gooding	
Bronwyn	Grieves	
Murray	Grieves	
Gunawan	Hadiwidjaja	
Annique	Harris	
Bree	Hellewell	
Daryl	Higgins	

108815 - Draft budget 26-27 submission

Joe	Hoang	[redacted]
Felicity	Jack	
Nick	Jacometti	
Philip	Jh	
Yamil	Khoury	
Belinda	King	
Geoff	Leach	
Jason	Lee	
Lachlan	Little	
Maria	Louey	
lucy	lynch	
Kirsten	Mann	
Amy	Marks	
Mary	Masters	
Gianna	Mazzone	
Brian	McFadzean	
Rob	McIntyre	
Adrian	Middleton	
Kristian	Milic-Zumberski	
Claire	Morgner	
Ros	Newsham	
Quynh	Nguyen	
Michael	Norbu	
DAVID	PEDLER-JONES	
Hilary	Prehn	
Nat	Ravaneschi	
Rochellr	Sanko	
Shaun	Sanko	
Madeleine	Scully	
Kate	Sims	
Lachlan	Siouclis	
Lorraine	Siska	
Julie	Taylor	
Tess	Varney	
Ian	Woodruff	
Fiona	Zawadka	

108816 - Draft budget 26-27 submission

Kensington Association Inc. kenassocinc@gmail.com

Kensington Association - Submission on City of Melbourne Draft Budget 2026–27

Introduction

The Kensington Association welcomes the opportunity to comment on the City of Melbourne's **Draft Budget 2026–27**. We acknowledge the constraints created by rate capping, construction cost escalation and broader economic pressures, and commend Council for presenting a fiscally responsible budget in a challenging environment.

Kensington is a growing and diverse inner-city suburb experiencing sustained residential densification, cumulative impacts from major state infrastructure projects, and increasing demand for local services, open space and community facilities. In this context, Council's investment decisions are critically important to everyday liveability.

Overall Assessment of the Draft Budget

The Association broadly supports the Draft Budget's emphasis on:

- Maintaining essential services while managing costs responsibly
- Investment in safety, cleaning and public realm improvements
- Continued expansion of green space and community infrastructure

We particularly welcome Council's stated commitment to fairness across neighbourhoods and its recognition that established inner-city areas such as Kensington require ongoing reinvestment to remain liveable as they accommodate growth.

Ongoing Investment in Everyday Liveability

Kensington residents would welcome Budget 2026–27 funding to support increased pedestrianisation of the neighbourhood. This includes specific requests from senior residents for additional street seating to provide regular resting points along key pedestrian corridors, including **Bellair Street, Macaulay Road and Eastwood Street**. Expanded seating and pedestrian-focused infrastructure would improve accessibility, comfort and safety for older residents and others with mobility needs, while enhancing overall neighbourhood amenity.

The Association also welcomes continued funding for:

- Neighbourhood-level recreation and wellbeing initiatives, including free and low-cost programs
- Safety, cleanliness and pedestrianisation improvements
- Enhanced lighting and public realm amenity to improve perceptions of safety after dark

While often low-profile, these investments are essential to the daily experience and wellbeing of Kensington residents.

New Kensington Community Space – Chelmsford Street

The Association strongly supports the proposed investment to transform **Chelmsford Street** into a new community space for relaxation, exercise, play, and connection with nature and Country. This is a significant and long-awaited commitment for Kensington and represents one of the most meaningful local inclusions in the Draft Budget 2026–27.

We encourage Council to:

- Ensure early and ongoing community engagement during the detailed design phase
- Prioritise flexible, multi-use indoor and outdoor spaces that cater to diverse age groups and cultural uses
- Commit to clear delivery timeframes to avoid further delays and cost escalation

---

New Open Space Provision and Equity

While we note the broader municipal commitment under the **Garden City program ($26.4 million)**, Kensington remains one of the City of Melbourne's suburbs with comparatively limited per-capita access to open space. We request that the Budget include **targeted community engagement along Moonee Ponds Creek**, with a focus on establishing a **sustained, community-led volunteering model** to support ongoing care, activation and stewardship of the creek and adjoining open space.

To improve equity in open space provision, we request Council to resource a **structured, place-based creek stewardship program**, prioritising the under-developed **Drainage Land** section of Moonee Ponds Creek between **Macaulay Road and Racecourse Road**.

Modelled on the successful Maribyrnong River program, this would involve engaging a dedicated City of Melbourne staff member to coordinate regular, year-round volunteering, supported by Council Ranger oversight to provide governance, safety and legal

compliance. This investment would activate community participation, leverage volunteer effort, improve environmental and amenity outcomes, and deliver long-term value aligned with Council objectives for stewardship, resilience, health and wellbeing.

Traffic, Amenity and Infrastructure Impacts

Add Kensington to the North + West Melbourne and Docklands Transport + Amenity Program (TAP)

We request that all references in the Draft Budget to the **North + West Melbourne and Docklands Transport + Amenity Program (TAP)** include Kensington, to explicitly acknowledge the **increased heavy vehicle and freight movements associated with the West Gate Tunnel**, particularly along **Kensington Road, Macaulay Road and Epsom Road**. While the Kensington Road access from Dynon Road is technically located within West Melbourne, Kensington residents experience the direct and cumulative impacts of this traffic and have been largely absent from TAP references to date. The Draft Budget should ensure that **Kensington is clearly included** within TAP considerations to address traffic, amenity and safety impacts affecting the local community.

Kensington continues to experience cumulative impacts from major transport and freight projects beyond Council's direct control. While acknowledging that some mitigation responsibilities lie with the State Government, the Association urges Council to:

- Maintain strong advocacy for local traffic management and amenity protection
- Ensure adequate funding is retained in forward capital works programs for inner north-west remediation and streetscape upgrades
- Avoid deferring essential projects in Kensington as part of broader capital works rescheduling

---

Conclusion

The Kensington Association supports the overall direction of the Draft Budget 2026–27 and appreciates Council's efforts to balance fiscal responsibility with investment in liveability and equity. We urge Council to ensure that established inner-city neighbourhoods such as Kensington are not overlooked as growth, infrastructure pressures and budget constraints intensify.

Targeted investment in pedestrian amenity, open space stewardship, community infrastructure and traffic mitigation will help ensure Kensington remains a safe, inclusive and liveable neighbourhood. We look forward to continued collaboration with Council to realise these outcomes and thank the City of Melbourne for considering this submission.

108821 - Draft budget 26-27 submission

Community 3004 Incorporated (in formation)
hi@fawknerparkfriends.org | GPO Box 6050, Melbourne VIC 3004

To: Council Secretariat, City of Melbourne

From: Liz Allwood & Petrina Alexander, on behalf of Community 3004 Incorporated (in formation)

Date: Monday 27 April 2026

Subject: Submission on the Draft Budget 2026-27 framed by our seven purposes and a request to activate the North Pavilion at Fawkner Park

Why this submission and frame

Community 3004 represents residents living around Fawkner Park, across postcode 3004 (City of Melbourne and City of Port Phillip). Our seven purposes describe what our community needs from the public realm.

We assessed the Draft Budget 2026–27 against these purposes and against the City of Melbourne 2006 Fawkner Park Master Plan, which was due for review in 2016 and has not been updated. The Budget continues to list the 2006 Master Plan as current but does not fund its outstanding commitments.

This submission sets out what the Budget delivers for our precinct, where it falls short, and how existing budget lines could be better applied. We propose one integrating, low-cost solution: activating the North Pavilion at Fawkner Park for non-sport community use.

Problem statement

The Fawkner Park precinct is one of Victoria's most densely populated inner-city areas. It is served by a single major park guided by a 20-year-old master plan.

The Draft Budget 2026–27 includes named capital commitments in many inner-city precincts, but none for Fawkner Park, the South Yarra Senior Citizens' Centre, or postcode 3004. Within the park, most investment over the past two decades has served organised sport and dog walking. There is little provision for older residents, young families, hospital users, people with disability, new arrivals, or residents who do not play organised sport.

Recent landscape works also fail to meet the Caring for Country Framework adopted under Council's Stretch Reconciliation Action Plan in 2024.

Solution summary

- **MINIMAL SPEND:** Assess the Draft Budget against Community 3004's seven purposes.
- **EQUITY:** Allocate a defined share of existing program lines to the Fawkner Park precinct.
- **LEAD Vs LAG:** Commit to a no-cost refresh of the 2006 Fawkner Park Master Plan.
- **INCLUSIVE PARTICIPATION:** Activate North Pavilion as a community-led, non-sport space.

All of this can be delivered within existing FY26–27 budget lines and Council-owned assets.

Context

Fawkner Park sits entirely within the City of Melbourne but serves residents of three LGAs (directly adjacent to City of Port Phillip and City of Stonnington). Postcodes 3004, 3141 nor 3182 appear in the Draft Budget as a named site of capital investment.

The precinct is high density and established, with limited access to development contributions. It is exactly the kind of area that relies on equitable allocation of general open-space funding.

The Draft Budget mentions Fawkner Park only once, as a plan title. It includes no funded action for the park or its surrounding community.

260427_CoM_2026-27_Budget_Submission.docx

108821 - Draft budget 26-27 submission

Community 3004 Incorporated (in formation)
hi@fawknerparkfriends.org | GPO Box 6050, Melbourne VIC 3004

Community 3004 Seven Purposes Applied To The Draft Budget

1. Representative platform

Council visibility matters. The precinct is not named in any Budget line. We ask that Community 3004 be recognised in relevant Council Plan engagement and delivery activities.

2. Neighbourhood connection

The 2006 Master Plan proposed passive recreation spaces, seating, picnic facilities and playgrounds. These have not been delivered, and none are funded in the Draft Budget. Investment continues to assume sport and off-leash area equals community.

3. Information and networking

Dense living requires places to meet and share information. The Budget commits to early-years funding and improved bookable spaces but names no site in 3004. We ask that one local site be identified.

4. Member participation

Volunteering and community leadership need a physical base. Fawkner Park has sports and single-cohort buildings (South Yarra Senior Citizens Centre) but no general-purpose, community-led space. Other neighbourhoods have these; ours does not.

5. Social wellbeing

The Budget invests in sport-based wellbeing, early years and targeted social services. In our precinct, non-sport social infrastructure is almost absent, excluding many residents from participation.

6. Environmental projects

Council has committed to implementing the Caring for Country Framework and increasing indigenous planting. Despite this, recent works at Fawkner Park using exotic species and show no evidence of Country-led design, local indigenous planting, or Aboriginal cultural interpretation.

7. Community inclusion

Fawkner Park serves a diverse population in a rapidly densifying area but there is no space designed to bring these groups together. None of the Budget's capital works address this gap in our precinct.

What twenty years of delivery has produced

Investment in and around Fawkner Park since 2006, has primarily benefited two user groups: sports clubs and dog walkers. Other groups identified in the 2006 Master Plan: local residents, hospital users, office workers, families, and older people, have little or no dedicated infrastructure.

Many recent works, including the basketball court relocation and western boundary footpath upgrade, were driven by drainage or access issues rather than delivery of the Master Plan's broader community objectives.

Caring for Country: a changed standard

Since August 2024, Council policy requires land management and urban design to embed Aboriginal knowledge and custodianship.

At Fawkner Park there is currently:

- No locally Indigenous Yalukit-willam Country planting
- No Aboriginal cultural interpretation
- No partnership with Traditional Owners in recent works
- No pathway for residents to participate in Country-led environmental care
- No co-design of updated Fawkner Park Master Plan

This means recent works do not meet Council's own stated standard.

260427_CoM_2026-27_Budget_Submission.docx

108821 - Draft budget 26-27 submission

Community 3004 Incorporated (in formation)
hi@fawknerparkfriends.org | GPO Box 6050, Melbourne VIC 3004

THE OPPORTUNITY: activate North Pavilion as a home for Community 3004 and other non-sport community uses

All identified gaps; participation, wellbeing, inclusion and Caring for Country can be addressed through one action: activating the North Pavilion as a multi-purpose, non-sport community space.

The North Pavilion is:

- Identified in the 2006 Master Plan as part of the passive recreation zone
- Centrally located near play spaces, community and health services
- The only park building not already committed to a single use

THE INTEGRATING PROPOSAL

Activate the North Pavilion at Fawkner Park as a multi-purpose, community-led, non-sport-anchored space. Use it as the home for Community 3004 Incorporated, as the operating base for environmental volunteering, as a bookable meeting room for Owners Corporations and resident networks, as the site for intergenerational and culturally inclusive programming, and as the pilot for the Council Plan after-hours bookable-spaces commitment. Do this with a Council-Community 3004 licence agreement, a small fit-out funded from the existing Property Services Renewal line, and a shared booking platform that the Draft Budget already commits to migrate towards.

Why the North Pavilion is the right asset

The 2006 Masterplan identifies two multi-purpose pavilions in Fawkner Park. Of these, the southern pavilion was named for upgrade for sports use (toilets, change rooms, three permanent cricket nets adjacent), and Council has progressed elements of that brief over twenty years. The northern pavilion - sitting in what the 2006 Masterplan designated as the future passive-recreation zone of the park - has had no comparable strategic brief. It currently provides toilets keyed for sports access, but it has no dedicated community programming and no community partner.

Geographically, the North Pavilion sits adjacent to the area the Masterplan identified for the new toddler/pre-school-aged playground, the proposed picnic and BBQ area, the existing community centre, the senior citizens services, the maternal and child health service, the tennis courts and cafe, and the priority Slater Street disability-access entry. It is the spatial centre of every non-sport activity the 2006 Masterplan envisaged for the park, and the structural counterpart to the southern pavilion's sport role.

Functionally, it is the only Council-owned non-residential building inside the park that is not already locked into a single-use brief. That makes it the only credible site for the multi-use, member-led purpose that our seven purposes describe.

Activating the North Pavilion would:

- Give Community 3004 a physical base
- Provide bookable space for residents and Owners Corporations
- Support volunteering and community-led projects
- Enable inclusive, non-sport wellbeing programs
- Provide a base for Country-led ecological work with Traditional Owners

260427_CoM_2026-27_Budget_Submission.docx

108821 - Draft budget 26-27 submission

Community 3004 Incorporated (in formation)
hi@fawknerparkfriends.org | GPO Box 6050, Melbourne VIC 3004

How this can be funded

No new budget line is required. Activation can be delivered through:

- **Property Services Renewal Works**: modest internal fit-out
- **DDA Works:** prioritise Slater Street and Armadale Street access (in line with Disability Discrimination Act 1992)
- **After-hours and shared booking pilots:** name the North Pavilion as the Community 3004 site
- **Early years funding:** pilot delivery from the Pavilion alongside existing services
- **Caring for Country implementation:** designate parts of Fawkner Park as a project site

Who the 2026-27 Draft Budget recognises

The Draft Budget recognises sports users explicitly: $250,000 for new and upgraded sports lighting, the Community Sports Equipment Renewal line, the Riverslide Skate Park redevelopment, the after-hours bookable-spaces pilot. It recognises early-years users with $500,000. It recognises homelessness, family violence and mental health users with $2.3 million. It does not recognise general-purpose precinct users at any named site in 3004.

User group named in 2006 Masterplan	Dedicated infrastructure today	Named in FY26-27 Budget?
Sports clubs (winter and summer)	Cordner Oval, sports grounds, two pavilions, score box, tennis courts	Yes - $250k sports lighting, equipment renewal
Dog walkers (off-leash)	Defined off-leash area covering a substantial part of the park	No - but provision is settled
School children (south Yarra Primary, Christ Church Grammar)	North and east playgrounds (the latter overdue for upgrade per the 2006 Masterplan)	No
Local residents - high-density western boundary	Western boundary path, designated for landscape redesign in 2006; part delivered	No
Office workers - St Kilda Road and surrounds	Informal lunchtime use of paths and lawns; no facilities	No
Alfred Hospital staff, patients, visitors (no on-site green space)	Informal use of southern half of park; no facilities	No
Older residents (3004 has higher-than-municipal-average over-65 population)	South Yarra Senior Citizens' Centre, single cohort, restrictive hours and is underutilised	Implicit only
Parents of toddlers and pre-school-aged children	2006 Masterplan named a new playground next to community centre; not delivered	No
People of culturally and linguistically diverse backgrounds, people with disability, new arrivals	No dedicated facility	No
Volunteers and member-led community groups	No dedicated facility	No

The conclusion is unavoidable. The park is currently set up to serve the two user groups whose advocacy was loudest in 2006 (sports clubs and dog owners), with everyone else receiving infrastructure on whatever was left over. Our seven purposes describe the everyone-else.

260427_CoM_2026-27_Budget_Submission.docx

Community 3004 Incorporated (in formation)
hi@fawknerparkfriends.org | GPO Box 6050, Melbourne VIC 3004

How activation maps to all seven purposes

Purpose	What North Pavilion activation delivers	Status today
1. Representative Platform	A physical address for Community 3004 to convene members and meet with Council and elected representatives.	No address
2. Neighbourhood Connection	A gathering place that is not a sports booking and not a cafe. The first one in the park.	Not provided
3. Information and Networking	A bookable room for Owners Corporations, resident forums, language groups, urban-living briefings.	No bookable room
4. Member Participation	A volunteering base, with somewhere to store tools, hold briefings, and recruit.	No base
5. Social Wellbeing	Programming for those who do not play sport - older residents, new parents, hospital recovery walkers, people with disability.	No non-sport programming
6. Environmental Projects	An operations base for tree-watering, biodiversity monitoring, weed control and citizen science under the South Yarra Urban Forest Precinct Plan.	No base
7. Community Inclusion	An intentionally cross-cohort space, programmed for intergenerational and cross-cultural use.	No such space

How activation maps to the Draft Budget without requiring new money

Activation does not require a new capital line. It requires re-purposing of existing FY26-27 commitments and an arrangement of officer time:

- **Property Services Renewal Works ($2,989,000 in FY26-27):** includes a defined modest fit-out allocation for the North Pavilion (community kitchenette, accessible WC upgrade, internal partition for a meeting room, lighting, data and Wi-Fi). Indicative scope: under 5% of this line.
- **Property Services DDA Works ($200,000 in FY26-27):** name North Pavilion as a priority site to align with the 2006 Masterplan's Slater Street DDA priority entry.
- **Working Group:** Roadmap for new sports lighting and expansion of access to facilities through an after-hours pilot and migration of bookable spaces to a single platform: name the North Pavilion as the 3004 pilot site.
- **Inclusive City:** Council Plan key activity "Create a fairer Melbourne with a focus on early years uplift and equality of access" ($500,000 early-years line): use the North Pavilion as the early-years pilot venue in 3004, in partnership with the existing maternal and child health service next door.
- **Neighbourhood Support:** Community engagement officer time within the Parks and Open Spaces and Engagement service lines: convene the licence-agreement scoping with Community 3004 in Q1 of FY26-27.

260427_CoM_2026-27_Budget_Submission.docx

COMMUNITY 3004

Community 3004 Incorporated (in formation)

hi@fawknerparkfriends.org | GPO Box 6050, Melbourne VIC 3004

Indicative timing

Step	Action	Indicative timing (week / date)
1	Council adopts Budget with North Pavilion named as a 3004 pilot site for the bookable-spaces and early-years lines	Week 26 (29 Jun 2026)
2	Council and Community 3004 commence licence-agreement scoping	Weeks 27-30 (Jul 2026)
3	Light-touch fit-out scoped within Property Services Renewal Works	Weeks 31-39 (Aug-Sep 2026)
4	Soft launch with Community 3004 programming and shared booking pilot	Week 44 (2 Nov 2026)
5	First-quarter evaluation reported jointly to Council and Community 3004	Week 5 of 2027 (1 Feb 2027)
6	North Pavilion activation embedded in refreshed Fawkner Park Master Plan	Week 27 (5 Jul 2027)

At the end of this initiative we will have activated the North Pavilion as a community-led, non-sport-anchored space serving the Fawkner Park precinct, established Community 3004 as its anchor partner, delivered the first 3004-located pilot of the Council Plan bookable-spaces and early-years commitments, and produced the participation, social wellbeing and inclusion outcomes that twenty years of sport-only investment has not.

In closing

We do not ask Council to divert funds from other neighbourhoods. We ask that the Fawkner Park precinct be recognised within existing programs, that a long-overdue Master Plan refresh be committed to, and that the North Pavilion be activated as the missing piece of community and social infrastructure.

By the end of the FY26–27 Budget cycle, Council can demonstrate that participation, wellbeing, inclusion and reconciliation are achievable outcomes for established, high-density neighbourhoods using the existing budget.

At the end of the FY26-27 Budget cycle we will have established a precinct-level partnership between Council and Community 3004 anchored at the North Pavilion, restored the 2006 Masterplan to currency, and demonstrated that participation, social wellbeing and inclusion in a dense established neighbourhood are deliverable outcomes of an existing Budget rather than a future one.

Yours sincerely,

Liz Allwood & Petrina Alexander

On behalf of Community 3004 Incorporated (in formation)

hi@fawknerparkfriends.org | GPO Box 6050, Melbourne VIC 3004

260427_CoM_2026-27_Budget_Submission.docx

Community 3004 Incorporated (in formation)
hi@fawknerparkfriends.org | GPO Box 6050, Melbourne VIC 3004

Appendix A: Community 3004 Incorporated - Statement of Purposes

These seven purposes are the structural spine of this submission. Each commits Community 3004 to a category of work in the Fawkner Park precinct, and each implies a category of public infrastructure required to do that work.

#	Purpose title	Statement
1	Representative Platform	To provide a platform for residents within the Fawkner Park precinct to represent their views and interests to our local councils.
2	Neighbourhood Connection	To foster a sense of community and local identity for those living near Fawkner Park.
3	Information and Networking	To facilitate the exchange of information between residents and Owners Corporations regarding urban living.
4	Member Participation	To provide opportunities for members to volunteer and participate in local initiatives and leadership.
5	Social Wellbeing	To organise social activities that promote wellbeing and are open to all precinct residents.
6	Environmental Projects	To support the local environment through education, community projects, and advocacy.
7	Community Inclusion	To build connection across different cultures and age groups within our area.

108823 - Draft budget 26-27 submission

I'm not sure what each category in the drafted budget entails, all I know is that Southbank used to be nice, clean and enjoyable suburb. Which has dramatically changed to the worse.

We keep asking for more greens and gardens and all we see is more and more skyrise buildings coming up in every empty block of land distracting the views or blocking it completely, making apartment living claustrophobic.
I just heard that Melbourne SQ is getting ANOTHER 4 more buildings build (incl. the current one under constructions), why! Why are we building all these apartment buildings with half of them not even occupied! Also the government is looking to sell the Gov. Defence Force building on St.Kilda rd which of course investors will grab to build more apartments because we don't have enough! This building is one of St.Kilda rd unique remarkable buildings, people from all cultures make this building one of their photoshoot locations in their events/weddings.

Why the Gov. doesn't consider making it an Defence Museum for all cultures , or a Heritage Building with other functions in, or perhaps an events space.

We don't have to put up a building in every inch available regardless of it's size.

I'm not big in politics, but I hear countries learn from each other. Why Melbourne can't be like Singapore and follow their process in keeping Melbourne clean by implementing fines and having a better cleaning system, so people don't stop picking up after their pets, or breaking any poles or signs and get away with it! the council needs to be proactive in fixing any broken signs or poles promptly, don't leave it sits by the road for weeks. Additionally now that we are in Autumn, the council should clean all road gutters and unblock them as majority of them are blocked, so the roads are ready for the winer rain

I honestly miss Covid days because of the deep cleaning cleaners who use to be around all the time. The suburb used to smell and feel way cleaner and better.

Visitors Parking for Southbank Residents is a real issue, having to ask visitors to ALWAYS pay is too much , especially with inflation and cost of petrol/living, as a result it makes people stop visiting the suburb. It is not fair for residents to not be able to have their loved ones over as the visit will cost them $10 minimum. Sunday used to be free parking on City road and surroundings, instead of considering reducing the parking value or hours, its increased!! So the council increases the parking amount paid and at the same you increase my annual rates! Are you for real! I don't care about making Moombba bigger each year, or making any other festival really, Just don't put the rates prices up for festivals that are already big.

Lastly, Nick we voted for you because you promised to get those animal trucks off City Rd., 2 years later and nothing changed. What happened to this promise? We need those trucks to go and any other truck possible to get off City Rd., it's not just trucks now, City road is now F1 for all sporty cars any time of the week. Living in apartment building has its own noise cut off time 10pm each night, perhaps the council can implement similar driving rules so the racings stops by 10pm.

108826 - Draft budget 26-27 submission

THE INDEPENDENT VOICE OF STRATA OWNERS

Owners Corporation Network of Australia Limited
ocn.org.au
28th April 2026

To: City of Melbourne
From: Owners Corporation Network of Australia Limited (OCN)
Re: Draft Budget 2026-27

The Owners Corporation Network (OCN) welcomes the opportunity to provide feedback on the City of Melbourne's Draft Budget 2026–27.

OCN is the peak body representing strata and apartment communities across Australia, advocating for improved policy, education and outcomes for the rapidly growing number of people living in apartments.

We acknowledge and appreciate the City of Melbourne's (CoM) ongoing engagement with OCN, including support for the upcoming OCN National Conference – *Strata Matters* – to be held at Swanston Hall on 2 October 2026, marking the first time the event has been hosted outside New South Wales.

---

1. Recognition of Apartment Living as Distinct and Mainstream

OCN welcomes CoM's recognition in the Draft Budget that apartment living (residential strata) is the dominant housing form in the municipality, with more than four out of five residents living in apartments.

This recognition is important. Policy, regulation and service design—across all levels of government—have historically been based on detached housing assumptions. This misalignment continues to drive inefficiencies and unintended consequences.

Apartment living operates fundamentally differently from detached housing. It is characterised by:

- Shared infrastructure and services (common property)
- Collective decision-making through Owners Corporations
- Distinct legal and governance frameworks (e.g. Owners Corporations Act, currently under review)

These differences remain insufficiently reflected in policy design, as highlighted in the Victorian Parliamentary Inquiry into Renewable and Affordable Energy for Apartments and the current review of the Owners Corporations Act.

Apartment living must be treated as a distinct system. This requires a working understanding of residential strata operations to be embedded across Council—not confined to individual teams or initiatives.

SUPPORTED BY CITY OF SYDNEY
THANKS TO OUR PREMIUM SPONSORS Strata+ CPR FACADE UPGRADE SPECIALISTS LANNOCK STRATA FINANCE Network Architectural WINDOWLINE
THANKS TO OUR MAJOR SPONSORS Landlay DAN GROUP BMA sedgwick HELM iCIRT Resilience MYBOS

2. Areas of Leadership within the City of Melbourne

OCN acknowledges several areas where CoM is demonstrating evolving leadership in engagement with the apartment sector.

Sustainability and Climate Leadership - The Climate Change and City Resilience team is demonstrating a clear and positive shift toward apartment-focused delivery. This includes:

- Electrifying Apartments Pilot Program
- Internal Strata & Apartments Community of Practice, enabling cross-functional coordination (e.g. waste, sustainability)
- Sector initiatives such as the High Life Expo
- Support for the OCN National Conference

These initiatives are building sector capability and accelerating the transition to low-carbon apartment living.

Waste and Resource Recovery - CoM's expansion of food organics and garden organics (FOGO) services into residential strata environments is both necessary and welcome. Delivering effective waste systems in apartment buildings is inherently complex, and Council's leadership in this area is essential.

Urban Greening - The Urban Forest Fund remains one of the most effective and enduring engagement mechanisms between Council and the apartment sector. It provides a practical model for supporting greening outcomes in privately owned strata environments.

---

3. Budget Measures Relating to Apartment Living

3.1 Apartment Concierge Program (Pilot)

OCN supports the proposed Apartment Concierge pilot. Its effectiveness, however, will depend on design.

Drive a city-wide shift towards efficient circular economy, renewable energy and climate resilience	Pilot a new program offering a suite of services to support apartment residents and businesses with energy costs, efficiency, renewables, electrification, resilience and net zero goals, in close collaboration with Owners Corporation committees	Deliver the Pilot Apartment Concierge program to provide sustainability advice for residents and owners corporation committees that live in apartment buildings.

i) Need for deep operational understanding

The residential strata sector is complex and highly heterogeneous. Effective support requires an understanding of the interaction between:

- Regulatory frameworks (Owners Corporations Act and associated regulations)
- Building variability (age, size, infrastructure, building codes)

• Ownership composition and roles (owner-occupiers, tenants and investors)
• Legal structures (registered rules and plans of subdivision)

Without a deep understanding of how these factors interact, there is a significant risk that a generalist service will deliver limited impact and poor value for investment.

Well-intentioned but partial advice can create unintended consequences—driving unrealistic expectations, misdirected effort, and additional pressure on volunteer-led Owners Corporations.

ii) Targeted and staged delivery

An untargeted service will quickly be overwhelmed.

The program should prioritise:
• High-impact subject areas, rather than generalist strata advice
• Services to defined user groups (committee members, residents, building managers, OC managers), noting each has distinct roles and needs.

By way of example, OCN notes a potential service to assist Owners Corporations in procuring energy for common property. Owners Corporations are typically treated as commercial energy customers, which often results in suboptimal agreements due to a significant power and knowledge imbalance between energy providers and volunteer committee members.

Recommendation

To maximise value for money, the Apartment Concierge program should:
• Focus on targeted, high-impact issues (e.g. energy procurement, FOGO implementation)
• Be delivered by providers with demonstrated strata expertise
• Be staged to ensure depth and manage demand

A focused program will deliver outcomes. A broad one will dilute impact.

3.2 Expansion of FOGO Services to High-Rise Buildings

OCN supports the expansion of FOGO services. While commending CoM's proactive approach, we note the following implementation considerations:

i) Infrastructure complexity

Residential buildings vary significantly in size, age, design, infrastructure and financial capacity, meaning there is no single technical solution. This service must be adaptable to different building conditions.

ii) Behaviour change as the critical success factor

Infrastructure alone will not deliver outcomes. Success will depend on behaviour change at scale. Many residents come from backgrounds where waste separation practices differ from Australian systems, creating a clear need for accessible, large-scale and broad-based education.

iii) Clear delineation of responsibilities

Effective implementation requires recognition of two distinct roles:

- **Council – public education**
  Council must deliver consistent, municipality-wide education on waste practices. This is a core public function and should not fall to volunteer Owners Corporations.
- **Owners Corporations – building-level implementation**
  Owners Corporations can support building-specific application (e.g. bin access, internal processes).

The Apartment Concierge may provide an entry point for this support, but must be backed by appropriately resourced Council services.

iv) Practical, usable resources

Policy intent must be translated into tools usable by key groups: residents (tenants and owners), Owners Corporations and building managers. This includes:
- Clear, simple guidance materials
- Multilingual resources
- Building-specific templates and implementation tools

Without this translation, even well-designed initiatives will struggle to achieve uptake.

Recommendation (Budget Considerations)

Budget provision should include:
- Concierge support for building-level implementation
- Standardised, multilingual education programs delivered by Council
- Delivery of baseline education independent of Owners Corporations
- Building-specific communication tools and templates (including for future initiatives such as glass separation)

Without dedicated funding for these elements, there is a high risk that infrastructure investment will not translate into behaviour change.

3.3 Engagement with Owners Corporations in Service Delivery

Strengthen community resilience through initiatives and advocacy to address food insecurity, family violence and address loneliness	Deliver programs and initiatives that support social connection and address loneliness, including connecting people in apartment living	Strengthen partnerships with building managers and Owners Corporations, improve coordination and communications, address service gaps using data insights, and deliver Connected Neighbourhood Grants to support community-led connection.

108826 - Draft budget 26-27 submission

OCN notes the Draft Budget's focus on community resilience and social connection, including initiatives addressing food insecurity, family violence and loneliness, and improving engagement with apartment communities.

Apartment communities are microcosms of the broader community but operate within a more complex governance framework.

OCN emphasises that Owners Corporations are governance bodies responsible for managing common property and meeting specified legal obligations. They are not designed, resourced or mandated to deliver social services.

OCN cautions against a growing tendency that, in recognising the role of Owners Corporations, there is then an expectation that these volunteers will support delivery of broader public policy outcomes. In practice, this can result in volunteer committees being expected to manage complex social or behavioural issues beyond their remit and capacity. This is neither appropriate nor sustainable.

Recommendation (Budget Considerations)

To ensure effective delivery:

- Services must be delivered directly by Council, with appropriate resourcing
- Communication channels should not rely on volunteer intermediaries
- Owners Corporations should be treated as stakeholders—not service delivery agents

A collegial approach is appropriate, but responsibility must remain with Council.

The City of Melbourne is well positioned to lead at the local government level in the adaptation of policy and service delivery to the practical realities of apartment living.

To realise this, the Draft Budget should:

- Embed a working understanding of residential strata across Council
- Prioritise targeted, high-impact interventions
- Fund implementation and education—not just infrastructure
- Maintain clear boundaries around the role of Owners Corporations

This will ensure investment delivers practical, scalable outcomes for the majority of Melbourne residents who live in apartments.

Dr Janette Corcoran
Board Director
Owners Corporation Network of Australia Ltd.

108832 - Draft budget 26-27 submission

The Carlton Residents Association Inc
A0034345G ABN 87 716 923 898
PO Box 1140 Carlton Vic 3053
carltonresidents@gmail.com
www.carltonresidents.org.au

Carlton Residents Association submission to City of Melbourne Draft Budget April 2026

Greening Carlton

Overall this budget is heavily CBD and project centric and not evidently suburb-equitable.
Based on circa 18,000 residents, Carlton has under 2msq of green space per resident, the vast majority of this concentrated in Carlton Gardens. Half of this already limited space is closed to residents for part of the year. The WHO recommends 9msq per capita as a minimum.

Green space per resident is below accepted benchmarks, yet this draft budget delivers no new open space for Carlton, effectively locking in long-term under provision for a growing high-density community in the suburb boundaries of 3053.

1. Why is Carlton receiving only incremental greening upgrades while Kensington and the CBD receive net-new spaces and Docklands receives activation funding?
2. What is the comparable per-resident per-hectare investment in greening across suburbs in City of Melbourne based on this budget proposal?
3. Why is there no major new open space acquisition or creation within Carlton itself?
4. How does the budget address increased density and use from the Metro tunnel in Carlton?
5. Specifically what amount is allocated to Carlton for mobility upgrades to footpaths, cycling, safety and tree canopy to improve walkability and liveability?

The above observations raise the following issues:
exactly how much is allocated to improving Carlton
and

what % of the expenditure is this in comparison to our rates and rates contributed by other City of Melbourne suburbs.

The question which must also be addressed is that the amount raised in rates from residents vs businesses is quite close. So why the double vote for business?

Carlton Residents Association has already given thought to greening Carlton and increasing walkability and liveability in ways which would benefit residents, businesses and visitors. Cr Griffiths and relevant council officers are aware of the following proposals.

- **Kathleen Syme Pocket Park** by pedestrianising and greening Faraday Street
- **Lygon Street Re-invigoration** by widening pavements and low height planting
- **Pelham Street Parkway** by converting to one way, centre parking, one side pedestrianised (similar to Bedford St in N Melbourne)
- **Carlton Gardens** use of a World Heritage site calls for a review and feasibility study of flower festival
- **Roundabouts** (Barkly & Faraday) Great example of transforming a space
- **Residential streets** - greening grant opportunities for small trees, planters, vines.
- Grants for **private property to green private spaces**, rooftops and walls, that benefit the community.
- **Cancer Council building** – derelict site – development as green space

Drawings for the first 3 proposals are included below

108832 - Draft budget 26-27 submission

Further thoughts

- A recent KPMG report on liveability rankings places Carlton outside the top 10 (which includes Fitzroy, Collingwood, Parkville, South Yarra) with data showing that the biggest opportunity is increasing the per-resident green space, urban greening and traffic calming. **More small green spaces, greener streets, micro-parks, urban cooling and traffic calming measures could move Carlton up the scale of liveability.**
- **The CRA is a perfect partner to support action in this area.**

Lygon Street now, facing north near University Street.

Drawing of Lygon Street after the changes.

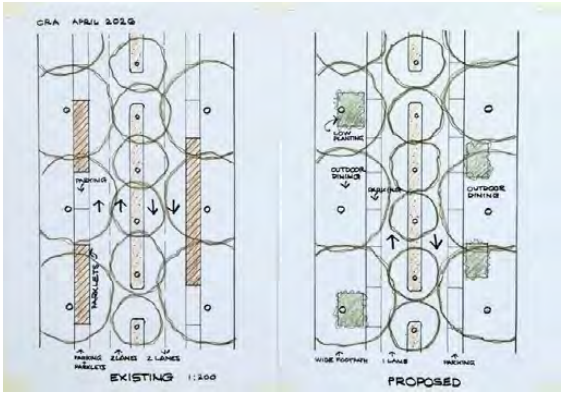

Sketch showing a typical section of Lygon Street as existing, and after the proposed changes.

108833 - Draft budget 26-27 submission

The Carlton Residents Association Inc
A0034345G ABN 87 716 923 898
PO Box 1140 Carlton Vic 3053
carltonresidents@gmail.com
www.carltonresidents.org.au

CARLTON RESIDENTS ASSOCIATION (CRA) SUBMISSION TO THE CITY OF MELBOURNE BUDGET COMMITTEE

MOBILITY/TRAFFIC

The CRA makes this submission to the City of Melbourne Budget Committee to include a budget amount for:

- planning and subsequent implementation of changes to the Lygon Street commercial area.
- addressing the traffic issues which have arisen as a result of the Westgate Tunnel

LYGON STREET REJUVENATION

The CRA has prepared these suggestions for the rejuvenation of Lygon Street, which could that could make it an even greater centre for visitors, traders and residents.

Current concerning issues

- There is excessive through traffic particularly at peak hours. It has a negative impact for residents in Lygon Street and surrounds and for side streets where many of those cars traverse. Importantly it is bad for traders who need destination traffic, not through traffic. Two lanes in each direction. Are not needed and have a negative effect.
- The COVID era Parklets are unattractive and reduce on street parking as well as inhibiting pedestrian cross street movements.
- Despite existing wide footpaths there is limited space for outdoor eating and pedestrian movement is often restricted.
- Veranda extensions, umbrellas, and eating perimeter barriers are uncoordinated and often unsightly.

What could be done?

- Change traffic to one lane each way and retain loading zones and bus stops.
- Reduce speed limits to 30KPH for pedestrian safety and to reduce hooning.
- Widen the footpath/pedestrian area on both sides by approx. 2.5 metres. Parklets would be removed and outdoor eating areas extended.
- Removing parklets would allow additional on street parking with approximately 32 additional kerbside spaces for Lygon Street from Queensberry to Elgin Streets.
- The ambience could be improved by coordinated design of barriers around eating areas, umbrellas, signs and bins etc.
- Use some of the new pedestrian area for low planting, such as areas between dining spaces. Install basalt paving as planned by the City of Melbourne.
- Make the street a pedestrian friendly area with safe cross street access. The street could be closed to private transport on either regular or special occasions.
- Bike lanes are not necessary as they are now in place in Drummond and Cardigan Streets and would clash with pedestrians.

108833 - Draft budget 26-27 submission

Proposed action

Set up a planning process involving Carlton Inc and other interest groups.
If agreement is reached, prepare plans for implementation followed by an implementation program.

Lygon Street now, facing north near University Street.

Drawing of Lygon Street after the changes.

108833 - Draft budget 26-27 submission

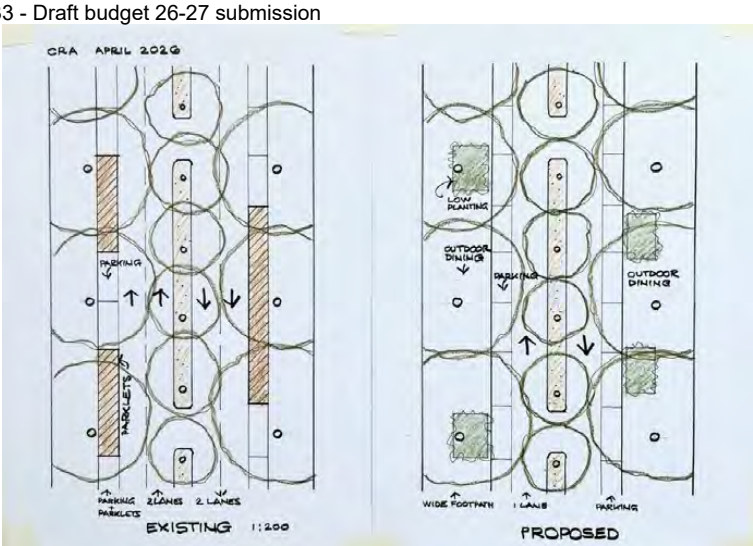

Sketch showing a typical section of Lygon Street as existing, and after the proposed changes.

CROSS CARLTON TRAFFIC

The CRA is very concerned that with the opening of the new Westgate Tunnel, there is a marked increase in cross Carlton traffic.
Trucks are the main problem as their noise levels are excessive; they are clogging some streets; causing air pollution; and degrading some areas.

Princes Street traffic is the main problem.
There is also an impact on Queensberry Street and Lygon Street and several others.

We ask the City of Melbourne to urgently undertake surveys and introduce measures to reduce the problem in the Carlton area.

The Problems

Excessive truck and other vehicle traffic.
Truck noise that is well above accepted maximum levels
Air pollution.
Reduction of liveability along affected traffic routes.

Solutions

Although we don't want to foreshadow solutions some suggestions are:

- Reduced speed levels.
- Reduce the hours when trucks can use certain streets such as Princes Street.
- Ban trucks in some streets.
- Proceed quickly with the Council approved changes to Queensberry Street.

We ask that surveys and implementation measures are included in the current budgets.

Peter Sanders
Committee Member, the Carlton Residents Association

108834 - Draft budget 26-27 submission

Hotham History Project Inc – Support for Storage

Background
The Hotham History Project Inc (HHP) was named for the former Town of Hotham. When founded in March 1995 its aim was to research and publish the history of North and West Melbourne.

In the 31 years since, HHP has published / partnered in 16 books about North and West Melbourne, presented dozens of talks delivered by members and guest speakers on subjects ranging from the North Melbourne Crutchy Push to (most recently) the Irish National Foresters Friendly Society, and led dozens of walks around the neighbourhood sharing the history of buildings, streets, individuals, ghost signs and crime stories.

We currently have more than 70 members and our most recent book - West Melbourne: A Sense of Place - was published in 2025 and has received excellent feedback.

Storage Issue
Storage has been a challenge since the early days of HHP. The North Melbourne Library stored some records for a number of years and Committee members kept various materials at their homes, including notes and background documents as well as multiple boxes of HHP publications which are available for purchase. These are sold on our website (https://www.hothamhistory.org.au/), at events, including the annual Queensberry Cup, as well as through some local outlets.

In September 2024 HHP began renting a small unit at National Storage at 270 Macaulay Road, North Melbourne. This unit is 1m wide x 1m deep x 2.7m high and currently costs $64 pcm/$768 pa, which is a significant cost for a small community association. Its contents include: the HHP banner used for events; the sound system used for walks; a projector; a first aid kit; a laptop; a box of proofs / source materials; a box of historical books and multiple boxes of HHP publications.

The storage unit is almost at capacity; however, several current and former Committee members still have HHP publications and 31 years of records as well as the oral history collection of cassettes and CDs in their homes and would like to move them into storage. In addition, we are often approached by people to accept donations of historical artifacts including photographs, books etc, and these need to be accommodated in our storage.

We need an appropriate space where these important records and publications can be stored safely.

108834 - Draft budget 26-27 submission

We are grateful for the support and good will of the staff at the North Melbourne Library throughout the life of Hotham History Project Inc. They have provided practical, technical and moral support and we are very pleased to be able to hold our monthly Committee meetings in their meeting room. In considering appropriate storage spaces, however, the History Room at the library is not suitable for our purposes. It is not sufficiently large and is open to the public, including school children attending the Homework Club.

The Committee has therefore agreed to explore storage options more widely.

Value Proposition
The Hotham History Project is run entirely by volunteers and receives no government subsidies. Our operations are funded through the modest ($15-20) annual membership fee, small charges for attending talks and joining walks and the sale of our publications.

In return we offer members, locals and others a way to connect with the history of North and West Melbourne through both spoken and written word and to imagine places as they once were. We assist with research, finding documents and identifying sources of information. Importantly, we also provide a forum for people to connect.

Support sought from City of Melbourne
We would appreciate support from the City of Melbourne to help solve our storage problem by:

- Identifying an appropriate space within Council property that could be used to store these important records safely

Or, if that is not possible

- Funding for our annual storage fees of around $800 pa.

108836 - Draft budget 26-27 submission

City of Melbourne – Draft Budget 2026-27

Feedback Submission by Megan & Jeremy Healy – Docklands Residents

Capital Works Area

Infrastructure - Footpaths and Cycleways

Lorimer Street, Docklands
- Allocate funding to repair and enhance footpath (northside)
- Allocate funding to install a pedestrian crossing on Lorimer Street for the safety of thousands of residents living in the South Wharf Drive precinct. Currently, there is nowhere along Lorimer St to cross this very busy road when alighting from the Bus.

Point Park - Yarra's Edge, Docklands
- Allocate funds to repair and enhance footpath/cycleway along River

Recreational, Leisure & Community Facilities

- Allocate funding to enhance Docklands Park to include additional native trees, native garden border i.e. along bike path and native understory planting
- Allocate funding for additional amenity / seating
- Allocate funding to repair and upgrade Docklands Playground including ground cover, additional native wildflower gardens and understory planting
- Allocate funding for additional amenity / seating
- Allocate funding to upgrade the public toilet amenity (which are most often in an extremely poor state)

Greenline Project ($4.4mil funding received from Australian Government)

Floating Wetlands
- Allocate funding for Trial to be made permanent and expanded to contribute to healthy waterways and increase biodiversity (for inspiration visit www.wildmile.org)
- Allocate funding for Maintenance Program to be implemented and made public
- Allocate funding to urgently install 'No Fishing' signage around Wetlands vicinity (in accordance with CoM website). We must ensure the protection of local native birds and wildlife as many Black Swans and Cygnets have been injured or have died, as a result of discarded fishing lines/hooks

Major Streetscape Master Plans
- Allocate funding for the development of a Master Plan for Harbour Esplanade, Docklands. This must be done in consultation with the Docklands Community and Residents

North Wharf / Collins Wharf
- CoM to advise if the public park and green space depicted in the CoM Greenline Project Master Plan aligns with the Lendlease Master Plan

108836 - Draft budget 26-27 submission

Parks, Open Space and Streetscape

Reimagining Holman Memorial Park

Location: Corner of Collins Street and Batmans Hill Drive, Docklands
The public land in front of Fox Classic Cars consists of approx. **1,387sqm** of lawn.
(36m frontage along Collins Street and 45m along Batmans Hill Drive)

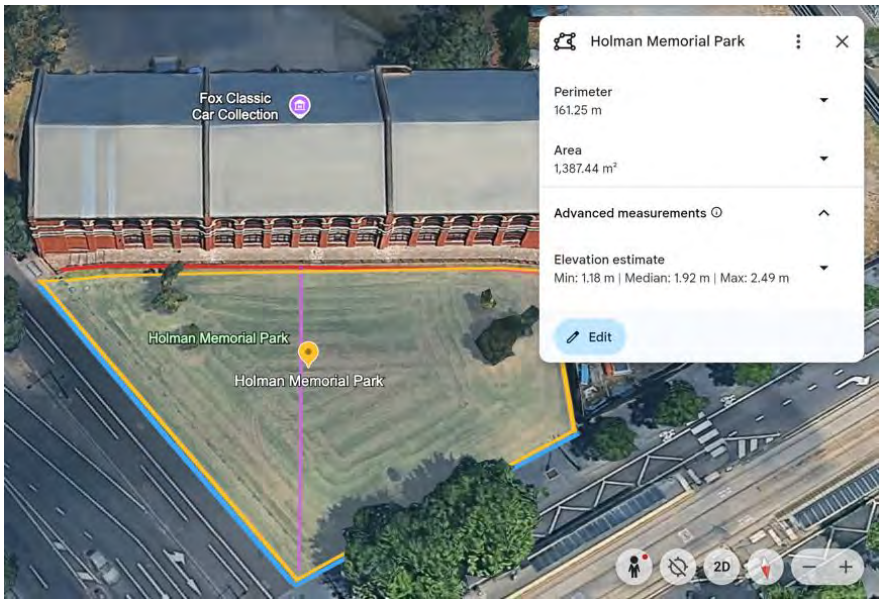

Regular observations note this large expanse of lawn is underutilised due to the fact there are no inviting features e.g. there is no seating and very minimal tree canopy cover.
The people who utilise this green space are required to sit on the grass – which is only when the grass is not damp or wet.

This lawn currently provides very minimal biodiversity or ecological value. The cost to ratepayers to mow this expanse of lawn would be tens of thousands of dollars per year.

The park is within close walking distance to major businesses in Collins Square, corporate company headquarters such as KPMG and a Monash University campus.

The reimagining of this lawn would see it become a 'Gathering Circle' - enveloped by native trees and low maintenance native gardens and wildflowers. The installation of curved bench seating would provide comfortable and inviting amenity.

Access can be provided via small pathways through the gardens from both Collins Street and Batmans Hill Drive.

108836 - Draft budget 26-27 submission

The reimagining of Holman Park would feature a 'Gathering Circle' by renown Indigenous Artist - Simone Thomson, a proud Wurundjeri and Yorta-Yorta woman based in Naarm (Melbourne).

https://simonethomsonart.com/collections/gathering-circles

"I draw inspiration for my art from the abundant textures and colours of this beautiful land along with the ancestral bonds I have to the Birrarung (Yarra River) and Dhungala (the Murray River). My people are river people, so I find that waterways often interweave into my art along with dreaming and creation stories of the sky". Simone Thomson

The reimagining of Holman Memorial Park would also present an opportunity to rename the park and pay homage to our First Nations Heritage for this area.

We believe the reimagining of this Park aligns perfectly with the City of Melbourne's 2026/27 Budget goal for 'Parks and Open Spaces' to ensure they **meet community needs and advance ecology goals**.

108836 - Draft budget 26-27 submission

Melbourne 2050 Vision

Liveable Melbourne - Growing Stronger Together
To provide healthy, safe, clean and connected communities

In order to achieve a “clean” city we believe the City of Melbourne must implement an effective anti-litter campaign.

The words “Melbourne Matters” has been used throughout your document, and perhaps this can be used as the campaign title.

We have dozens of photographs of litter and rubbish – in streets, gutters, parks, footpaths, promenades, along roads and highways and of course, overflowing Council bins (which we report regularly).

Sadly, much of this litter ends up in our waterways, particularly the Birrarung / Yarra River. This affects not only the health of the river, it has a huge negative impact on wildlife and marine life.

We believe some people may drop litter by accident, and others simply do not care about the consequences it can have. However, we are of the strong opinion that most community members are not aware littering is in fact **illegal** and fines are applicable.

A city-wide educational and interactive campaign to address the critical importance of safely and thoughtfully disposing of litter is mandatory.

We can take inspiration from other major cities around the world who have achieved a global gold star standard in cleanliness via effective anti-litter campaigns, such as Singapore, Copenhagen, Tokyo.

Perhaps we need to revitalise the most successful Australian anti-litter campaign - the iconic “Do the Right Thing” campaign, launched in the late 1970s by Keep Australia Beautiful

108837 - Draft budget 26-27 submission

28 April 2026

Councillors
City of Melbourne
Submitted via CoM Draft Budget Consultation website

Dear Councillors,

Re: Budget Submission – City of Melbourne Draft Budget 2026/2027

The ASU Vic/Tas Branch provides this brief submission on behalf of the City of Melbourne workforce. We would welcome the opportunity to provide further information and meet with Councillors in advance of the consideration and voting on this budget.

It is noted that the draft budget provides for 6.4% increase to employee entitlements from the projected actual spend for this financial year compared with the budgeted spend for FY26/27. Noting that there is also a projected increase in FTE from 1580 to 1621, it is clear that a wage increase of less than this is contemplated. The notes provide the following explanation for the 6.4% increase: *"this increased cost reflects the additional funding to service our casual labour team across multiple service delivery events throughout the year; wage growth across the existing workforce; additional capacity with an increased number of full-time equivalent employees; and the accumulative impact on related employment oncosts and provision for employee entitlements."*

The ASU is concerned about the inadequate funding allocated in employee entitlements to meet reasonable wage claims from the City of Melbourne workforce.

As Councillors will be aware, the City of Melbourne enterprise agreement expired in mid-2025. An interim pay increase of 2.5% was provided to staff from November 2025 but this is far short of the ASU's wage claim for FY25/26 and it should be noted this was paid for an incomplete period (any acceptable back pay resolution would be payable from July 2025, not November 2025).

The ASU's wage claim for FY25/26 is 10% to 'catch up' and partially remedy the fall in real wages in the previous enterprise agreement which provided for wage increases of 1.5% - 2% per year, during years of high inflation. The wages claim for FY26/27 is for 4% and 4% thereafter for a further two years.

If the ASU's wage claim is to be met, the Council would need to allocate sufficient funds to meet both the back paid FY25/26 wage increase and the FY26/27 wage increase, in the 26/27 financial year. The 6.4% budget increase for FY26/27, which also includes funding for additional staffing positions, is wholly inadequate to meet anything close to the ASU's wage claim.

The forward costings are equally inadequate to fund future wage increases under the enterprise agreement. There is an increase of just 0.79% budgeted for employee entitlements in FY27/28 and 4.13% in FY28/29 (which also accounts for a projected increase in FTE) for the final two years of the enterprise agreement period.

VICTORIAN AND TASMANIAN AUTHORITIES & SERVICES

Melbourne Head Office
116 Queensberry St
Carlton South VIC 3053

Hobart Head Office
265 Macquarie St
Hobart TAS 7000

T 1300 85 55 70
E info@asuvictas.com.au
www.asuvictas.com.au
ABN 76 569 632 753

108837 - Draft budget 26-27 submission

If this draft budget is adopted, Councillors will be endorsing a wage offer below cost of living increases– a real wages cut for your own workforce.

These wage increases are also out of step with revenue increases. The draft budget reveals that user fees and rate increases will increase beyond what is proposed to be offered in wages. The Draft Budget notes that total user fees will increase by 4.7% with a total expected increase of 5.3% in parking revenue, on top of increases to rates in line with the rate cap.

Finally, the proposed increases are also out of step with rapidly increasing contractor costs. The draft budget reveals that contractor costs will increase by 11.8% in FY26/27. The notes reveal these costs are for '*waste, cleaning, parks, open space, trees, civil maintenance works and other community facing services*'. These services were previously in-house services undertaken by City of Melbourne employees or subsidiary service Citywide, that have now been outsourced to private contractors. The ASU negotiates enterprise agreements for some of these outsourced services, but others remain on the Award on minimum rates. There is no worker undertaking City of Melbourne contracted services receiving a 11.8% wage increase or anything in that realm. These spiralling costs are generated by profit seeking contractors and highlight the financial risks inherent in contracting out essential services.

Thank you for your consideration of the above issues. The concerns identified in this submission reveal deep and flawed budget estimates in the City of Melbourne's most significant expense – employee entitlements. The City of Melbourne workforce is currently participating in lawful protected industrial action in support of a modest and reasonable wage claim that seeks pay increases that just keep pace with cost-of-living increases. The proposed budget does not provide for adequate funds to meet these modest wage claims. The ASU calls on Councillors to invest in it's people and provide funds to ensure wages keep pace with cost-of-living increases.

If you would like to discuss these matters further, I can be contacted at [redacted]

Regards,

[redacted]

Zoe Edwards

ASU Vic/Tas Deputy Branch Secretary

VICTORIAN AND TASMANIAN AUTHORITIES & SERVICES

Melbourne Head Office
116 Queensberry St
Carlton South VIC 3053

Hobart Head Office
265 Macquarie St
Hobart TAS 7000

T 1300 85 55 70
E info@asuvictas.com.au
www.asuvictas.com.au
ABN 76 569 632 753

Victorian Cleantech Cluster | Budget Submission 2026–27

City of Melbourne Draft Budget 2026–27

Budget Submission — Victorian Cleantech Cluster

Consultation closes 6pm Tuesday 28 April 2026

About the Victorian Cleantech Cluster

The Victorian Cleantech Cluster (VCC) is Victoria's peak body for the clean technology sector, connecting innovators, manufacturers, investors and researchers who are building Melbourne's knowledge economy, driving the jobs, commercialisation and export capability that underpin a thriving, inclusive economy. Our members are active contributors to the city's innovation ecosystem: developing the technologies that support Melbourne's transition to a zero emissions city and circular economy, attracting private capital, and positioning Victoria as a destination for global cleantech talent and investment. We are a City of Melbourne partner and a ready collaborator in delivering the ambitions of both *Living Sustainably* and *Leveraging our Economic Strengths*. We welcome the opportunity to contribute to the Budget 2026–27 consultation.

What We Support

The VCC strongly supports this Budget's ambitions across its two core strategic priorities, *Living Sustainably* and *Leveraging our Economic Strengths*, and we note that cleantech does not sit within these alone. The work of our members cuts across the Council's Strategic Priorities in full: from the clean infrastructure that underpins a safe and accessible city, to the green open spaces that define Melbourne as a Garden City, and the community resilience that comes from a zero-emissions built environment. Cleantech is not just a sector, it is a systems capability that makes every one of the Council's priorities more deliverable.

This is evidenced by Victoria's cleantech sector supporting thousands of direct and indirect jobs across manufacturing, R&D, professional services and construction. It attracts private capital, generates export revenue, and produces the technologies that underpin Melbourne's transition to a zero-emissions, circular economy. Melbourne is competing with Sydney, Brisbane and international cities for cleantech headquarters, talent and investment. The decisions Council makes in this Budget, on procurement, co-design and market access, will determine whether that opportunity is captured locally or ceded elsewhere.

DRAFT

Circular Economy Framework and Integrated Climate Change Strategy
We strongly support the development of both instruments. We urge Council to embed a clean technology industry roadmap within these frameworks; one that explicitly supports local manufacturing, deployment and export of cleantech solutions, and names Melbourne as a testbed city for urban decarbonisation technologies, including microgrids, circular material systems, low-carbon construction materials and energy storage solutions. Cities such as Amsterdam and Copenhagen have used formal testbed designations to attract significant private capital, pilot emerging technologies in public infrastructure, and position their local industries for export. Melbourne should do the same.

Innovation Development Fund and Economic Development Strategy
We welcome Round 2 of the Innovation Development Fund and the continued delivery of the Melbourne Advantage Economic Development Strategy 2030. The Fund's focus on commercialisation, mentoring and under-represented entrepreneurs aligns well with VCC's membership. We support expanding this program to include a dedicated cleantech stream with sector-specific investment criteria, industry mentors, and direct links to Council's own procurement pipeline; closing the loop between innovation support and market access.

Rather than waiting for these companies to navigate procurement alone, we invite Council to work with VCC at the front end, co-designing targeted incubator pipelines around specific gaps in the city's own service delivery, whether in energy efficiency, circular materials, low-carbon construction or building resilience. This is a model for demand-led innovation: Council identifies the problem, VCC and its ecosystem surfaces and accelerates the solution, and Melbourne becomes both the testbed and the first customer.

Retrofit Melbourne and the Apartment Concierge Pilot
These initiatives represent exactly the kind of deployment pathways the cleantech sector needs. We support both and urge Council to structure incentives so they create accessible procurement opportunities for SMEs and local cleantech innovators; not only for large incumbent contractors who may source products and services from outside Victoria.

Recommended Improvements

While we are encouraged by the strategic direction, we have three substantive concerns.

First, the budget does not articulate a clear procurement pipeline or SME access pathway for local cleantech suppliers. Without deliberate market-shaping mechanisms, once-in-a-generation capital works contracts will default to established international suppliers.

DRAFT

While local innovators, many of whom have developed globally competitive solutions, will remain locked out of their home market.

Second, the Circular Economy Framework and Climate Change Strategy are listed as 2026–27 deliverables, but without any commitment to structured industry co-design. We urge the Council to guarantee that the cleantech sector is engaged before these frameworks are finalised, not consulted after.

Third, the budget's ESG procurement commitment (within the Procurement service description) lacks measurable targets or reporting obligations. Without specific local content and cleantech supplier targets, the commitment remains aspirational and unenforceable.

What Council Should Consider Further

- Enhance SME and local innovator procurement pathways. Require all major capital works and facilities contracts to include a local cleantech content component or innovation sub-contracting requirement. Expand the Business Concierge service to provide dedicated support for cleantech firms navigating Council procurement processes.
- Designate Melbourne as a testbed city for urban decarbonisation and sustainability. Formalise this role through the Economic Development Strategy by establishing a program that attracts private capital, pilots locally-developed technologies, including microgrids, energy storage and low-carbon materials, in Council-owned assets and public infrastructure, and showcases outcomes to global investors and cities.
- Create a cleantech co-investment and innovation precinct model. Work with the VCC, the State Government and anchor institutions to co-locate cleantech startups, research and corporate partners, using Council's adaptive reuse and precinct activation programs as the delivery vehicle.
- Align Melbourne Renewable Energy Project 3 with local industry development. Structure bulk purchasing to include procurement from Victorian renewable energy manufacturers and storage providers where possible, supporting local export capability alongside cost savings.

DRAFT

108841 - Draft budget 26-27 submission

- Across all procurement for capital works and facilities, we propose the Council adopt a Melbourne and Victorian Local Cleantech Content Policy requiring that contracts include a minimum local cleantech sub-contracting component, modelled on Victoria's existing Social Procurement Framework. This is not a new concept, it is an established mechanism applied to a new priority. Without a specific, named and reportable requirement, the Budget's ESG procurement commitment will remain aspirational. With it, Melbourne becomes a model for every Australian city council and other cities around the world.
- The City of Melbourne is an existing partner of the Victorian Cleantech Cluster, including as a supporter of the Australian Cleantech Showcase. We ask Council to build on this established relationship by formally recognising VCC as the industry reference body for cleantech co-design across the Circular Economy Framework, the Integrated Climate Change Strategy, and the Melbourne Advantage Economic Development Strategy 2030. This requires no new spending, only a formal commitment to structured engagement with an already-connected partner.
- As the Victorian Cleantech Cluster is eager to partner with the City of Melbourne to realise these opportunities. We are available to meet with Council officers and elected members to discuss this submission in detail and to support the co-design of cleantech-aligned programs and an industry roadmap.

DRAFT

108841 - Draft budget 26-27 submission

Form-ready version: 2448 characters (with spaces)

The Victorian Cleantech Cluster strongly supports the Budget's ambitions across Living Sustainably and Leveraging our Economic Strengths. We support the Circular Economy Framework, the new Integrated Climate Change Strategy, and Melbourne Renewable Energy Project 3. We urge Council to embed a clean technology industry roadmap within these frameworks; one that supports local manufacturing, deployment and export of cleantech solutions, and formally positions Melbourne as a testbed city for urban decarbonisation technologies, including microgrids, low-carbon construction materials and energy storage solutions. Melbourne can follow the model of cities like Amsterdam and Copenhagen, which have used formal testbed designations to attract significant private capital and catalyse local industry. We welcome Round 2 of the Innovation Development Fund and support expanding it with a dedicated cleantech stream linked to Council's own procurement pipeline. The Retrofit Melbourne scheme and Apartment Concierge pilot are strong deployment pathways; we urge Council to structure these so SMEs and local cleantech innovators, not only large incumbent contractors, can access opportunities.

The budget does not articulate a clear SME procurement pathway for local cleantech suppliers. Without deliberate market-shaping mechanisms, once-in-a-generation capital works contracts will default to established international suppliers, and local innovators will be locked out. The Circular Economy Framework and Climate Change Strategy must commit to structured industry co-design before finalisation. And the budget's ESG procurement commitment lacks measurable local content targets or reporting obligations, without these, it remains aspirational only.

We ask Council to: require all major capital works and facilities contracts to include a local cleantech content component or innovation sub-contracting requirement; expand the Business Concierge to provide dedicated support for cleantech firms navigating Council procurement; formalise Melbourne's urban decarbonisation testbed role through the Economic Development Strategy with a program that attracts private capital and pilots locally-developed technologies in Council-owned assets; and align Melbourne Renewable Energy Project 3 to include procurement from Victorian renewable energy manufacturers and storage providers. The VCC is ready to partner with the Council to realise these opportunities.

DRAFT

108846 - Draft budget 26-27 submission

INNER MELBOURNE COMMUNITY LEGAL
Police Accountability Project

T: (03) 9328 1885
F: (03) 8672 0230

Office
2/508 Queensberry St
North Melbourne
VIC 3051

Post
PO Box 512
North Melbourne
VIC 3051

INNER MELBOURNE COMMUNITY LEGAL

Submission to City of Melbourne – Draft Budget 2026-27

Thank you for the opportunity to provide a submission on the City of Melbourne's Draft Budget 2026-27.

We endorse the City of Melbourne's goals of a safer, cleaner, kinder, greener and livelier city.

Inner Melbourne Community Legal has been serving and working alongside the inner Melbourne community for over forty years, providing integrated legal support to people who need it most. We help people escaping family violence to leave safely, people facing eviction to retain their homes, and people experiencing financial hardship to address pressing legal matters.

We have a long-standing partnership with the City of Melbourne to deliver services the community needs and relies on. We work closely with the Inclusion and Diversity, Community Development and Family and Children's Services teams and have seen first-hand the commitment, skill, and care they provide when delivering core services to the community. We are proud to collaborate with expert Council staff in our shared commitment to nurturing and serving the City of Melbourne.

We know that this Budget presents a critical opportunity to invest in our local community, and to effectively deliver on the City of Melbourne Council Plan 2025-29.

Our submission provides our insights to assist the City of Melbourne improve the delivery of Strategic Priority 2: Healthy, safe, clean and connected communities.

Our submission should be read alongside our submission to recent consultation on the City of Melbourne *Draft Council Plan 2025-29* [Appendix A].

Recommendation 1:

Increase spending on family services

Supporting families is the most effective way to build a safer, kinder and livelier city. Through coordinated investment in robust family and early childhood support, we can enable families to give their children the best start in life, and build stronger communities in the process.

City of Melbourne has a proud legacy of supporting families in early childhood, however we are concerned that this historic commitment to early childhood investment is not reflected in the current Draft Budget.

Currently, early childhood services have only been allocated $500,000 out of a $804.8 million budget, representing only 0.6% of the City of Melbourne's overall expenditure.

The Budget outlines that these services are being reviewed to 'target support where families need it most.'[1] As a frontline community legal service, we are acutely aware of the impacts of early childhood investment cuts on Melburnian families, and would like to be reassured that there will be no cut to services as a result of the review.

Additionally, we are concerned that there appears to be a 10.3% reduction in recurrent funding from State Government across a range of family services, pre-schools, maternal health and carers support programs in 2026-27.[2] Any proposed decrease of funding for family services during a cost of living crisis is concerning, and we would support the City of Melbourne to call for the state Government to maintain and index the 2025 recurrent funding levels for family service supports.

Overall, the City of Melbourne should increase funding to family services and early childhood support, which would deliver on strategic health and wellbeing outcomes including:

- People can access necessary services in times of need
- Our neighbourhoods and communities enable physical and mental wellbeing.[3]

Recommendation 2:

Commit to three-year funding of partners to deliver on Priority 2: Healthy, safe, clean and connected communities

We welcome the City of Melbourne's Council Plan and Draft Budget commitments to strengthening its response to family violence by working with and developing partnerships with community organisations.

The City of Melbourne Council Plan 2025-29 (the Plan) highlights that there were 2186 family violence incidents in the city last year, demonstrating the unacceptable extent to which, despite significant reform and investment, family violence continues to impact our community. The first health and wellbeing focus of the Plan is to increase access to family and gender-based violence support, with a key indicator being the percentage of people in community who know where to access family violence advice or support.

Inner Melbourne Community Legal has a nearly decade-long partnership with the City of Melbourne, having collaborated on the Council's key priorities since 2017. Throughout this period, we have a demonstrated track record of improving people's access to legal help and support services, as well as

[1] City of Melbourne, *Draft Budget 2026-27* (31 March 2026), 12.
[2] Ibid, 79.
[3] City of Melbourne, *Council Plan 2025-2029*, 28.

their knowledge of their legal rights. Additionally, we have continually built the capacity and professional skills of Council and other community workers.

The Council Plan lists several partners of the City of Melbourne. Based on our proven track record of service delivery and capacity-building support, and our long-standing relationship with Council, we know it is critical that Inner Melbourne Community Legal be recognised as a partner who assists the City of Melbourne to assist delivery of the focus areas and initiatives, particularly:

- Mental health and wellbeing
- Homelessness
- Family and gender-based violence[4]

Significantly, Inner Melbourne Community Legal was grateful to receive funding to develop a Family Services and Maternal Child Health Nurse integrated program, which we piloted in 2023-25. This Budget provides an important opportunity to provide sustainable funding for Inner Melbourne Community Legal's Family Services and Maternal Child Health Nurse integrated service in alignment with the Council Plan's initiative to 'support, deliver or partner on family and gender-based violence initiatives.'

The program has been successfully evaluated and is able to be expanded to reach more residents in need in the City of Melbourne. We have put a budget proposition to the City of Melbourne to allow us to continue this service [see summary attached APPENDIX B]. The program is currently unfunded and without funding the service will have to be cut.

We know that partnerships take time to build, particularly in the early childhood space where trust and relational safety are particularly vital. Throughout the two years of pilot delivery, we have been able to build skills and legal knowledge of the family services team to help them identify when new mums and families are in need of legal help. We have worked with City of Melbourne residents to address complex legal matters which have resulted in transformative outcomes for our community, including residents avoiding eviction into homelessness; clients safely escaping family violence, and clients accessing improved parenting arrangements.

Without ongoing secure funding, this partnership will lose momentum and risks breaching the relational safety it has worked so hard to build with community members. Stopping and starting services is ineffective, requiring skills and trust to be rebuilt from the ground up. We know that working with families at risk is ongoing work; indeed our lawyers often work with families, particularly in family law matters, over many years. We need to be supported to continue to deliver this vital service that keeps women and their children safe and makes our community more resilient.

Our proposal would support the following council activity:[5]

[4] Ibid, 51-52.
[5] Draft Budget 2026-27, 29.

108846 - Draft budget 26-27 submission

Council Plan key activity	Key activity 2026-27	In 2026-27, we will:
Strengthen community resilience through initiatives and advocacy to address food insecurity, family violence and address loneliness.	Complement state and federal programs to end domestic / family violence	Enhance Council's response to family violence disclosures and safety risks, including progressing partnerships and opportunities for a women's safe refuge

We recommend the City of Melbourne budget to fund lapsing programs and partnerships for the duration of the Council Plan (three years), to provide funding security and certainty to deliver on these core healthy, safe, clean and connected activities.

Recommendation 3:

Provide health-centred responses to support people experiencing homelessness and mental illness through shifting the focus from punitive police, security and surveillance responses and redirecting funding to support services for people experiencing homelessness and mental health crisis

We acknowledge the Council's stated commitment to community safety, and are also committed to building a safer community for all City of Melbourne residents. However, we are concerned by the continued and expanded allocation of funding toward Community Safety Officers and closed-circuit television (CCTV) measures. Evidence consistently shows that surveillance and enforcement-based approaches have limited effectiveness in addressing the underlying drivers of community harm, particularly for vulnerable and marginalised groups. These measures further entrench disadvantage, and disproportionately impact people experiencing poverty, homelessness, family violence, and mental health challenges.

Rather than investing in reactive responses, we urge the City of Melbourne to prioritise funding for community-based, early intervention and support services that address the root causes of harm and insecurity. Decades of evidence demonstrate that integrated, place-based service models are more effective in promoting long-term safety, wellbeing, and social cohesion.

The City of Melbourne Budget has allocated $2.3 million to help those at risk or sleeping rough. We commend this spend as an important investment in promoting a safe and wellbeing driven approach to support people living in our CBD. We see particular benefit in this money being spent directly on Council and partner service delivery to support people experiencing homelessness and mental ill-health to access services they need to be fed, stay safe, access health care and find pathways to secure housing.

INNER MELBOURNE COMMUNITY LEGAL

We support the City of Melbourne's Council Plan activity to 'enhance support for people with complex public behaviours, including through partnering and advocating for expanded access to mental healthcare, alcohol and drug rehabilitation and other support services'.[6] However, we note that advocating for more police presence and law enforcement would be counter to this health-centred priority, and reference to policing should be removed as an activity in relation to enhanced support for people with complex mental health needs.

Being without a home is not a criminal offence. We are concerned about reports that community safety officers have been told to remove people experiencing homelessness congregating outside CBD buildings, including using force if necessary.[7] The policing of public spaces is arguably outside of the remit of City of Melbourne and this is a concerning report.

A community review of a similar program run by Maribyrnong Council using security guards found:

- No measurable improvement in community confidence or in perceptions and experience of safety
- Security patrol programs are punitive, inappropriate and ineffective
- Public spaces require community centred health response
- Security patrols increase risk and danger
- Gendered and racialized dynamics
- Unlawful aspects of the program create substantive risk for Council
- The program is heavily shaped by private business interests[8]

Before expanding the program, at a minimum, the City of Melbourne should evaluate the effectiveness of the program and its compliance with Victoria's Human Rights Charter.

Both employing more security guards to patrol the CBD, and funding private businesses' surveillance and security systems are unnecessarily expensive and duplicative. By redirecting these two funding streams – $1.7 million and $320,000 respectively – the City of Melbourne would be able to almost double the amount of support it provides to people at risk of or experiencing homelessness. Critically, this support would deliver better outcomes to people in crisis than policing them or moving them on. As a frontline service working with community members experiencing cyclical poverty, homelessness, violence and criminalisation, we know that improving the lives of those who are doing it toughest in our city will increase equality and deliver a fairer, safer and more inclusive city for all Melburnians, including those sleeping rough.

[6] Ibid, 27.
[7] The Age, "City of Melbourne told Joe to 'not be afraid to use force'. Then they fired him" (11 April 2026). Available at: https://www.theage.com.au/national/victoria/city-of-melbourne-told-joel-to-not-be-afraid-to-use-force-then-they-fired-him-20260410-p5zmvx.html
[8] See Footscray Community Response, 'A community evaluation of the Footscray CBD Security Patrol Program' (February 2026) available at: https://footscraycommunityresponse.net/councilprogrammakingfootscraylesssafe/

APPENDIX A:

Inner Melbourne Community Legal –

City of Melbourne Draft Council Plan 2025-29 Submission

108846 - Draft budget 26-27 submission

INNER MELBOURNE COMMUNITY LEGAL
Police Accountability Project

T: (03) 9328 1885
F: (03) 8672 0230

Office
2/508 Queensberry St.
North Melbourne
VIC 3051

Post:
PO Box 512
North Melbourne
VIC 3051

Submission: City of Melbourne *Draft Council Plan 2025-29*

19 September 2025

We welcome the opportunity to make this submission to the City of Melbourne on its *Draft Council Plan 2025-2029*.

Inner Melbourne Community Legal (IMCL) supports the community through providing those in need with legal advice and representation. IMCL has a number of outreach services assisting people who reside or engage with services within the City of Melbourne, this includes women and children escaping family violence, people experiencing housing insecurity and homelessness, people with disabilities and experiences of mental ill health, and people from all cultural backgrounds. Additionally, we run the Police Accountability Project which provides legal advice and representation for people who have experienced police harm. Our submission is based on the experiences and needs of our clients and their communities.

We have seen and endorse the submissions of Fitzroy Legal Service, Justice Connect and YouthLaw.

Draft Council Plan 2025-29

We welcome the guiding principles in the *Draft Council Plan 2025-29* (the Plan), particularly:

- A people-centred city
- Always consider public health and wellbeing
- Safe and accessible by design
- Deepening connection to country

We support a number of proposed initiatives including:

- Increasing awareness of and access to family violence support and prevention initiatives
- Increasing access to support services for people at risk of or experiencing homelessness
- Increasing community access to programs, services and initiatives that support mental health and wellbeing
- Increase supply of social and affordable housing

However, we are concerned that Appendix A outlines an activity plan that is at odds with these objectives, in particular we are concerned about the plan to:

- Expand the visible safety presence in the city through community safety officers
- Upgrade and expand the Safe City Camera system

108846 - Draft budget 26-27 submission

INNER MELBOURNE COMMUNITY LEGAL
Police Accountability Project
T: (03) 9328 1885
F: (03) 8672 0230
Office
2/508 Queensberry St.
North Melbourne
VIC 3051
Post:
PO Box 512
North Melbourne
VIC 3051

- The intention to create a framework to safeguard the right to protest while reducing disruption to the functioning of the city and maintaining a safe environment for the community

We note the City of Melbourne's Budget 2025-26 attributes $2 million to expand the safety presence and $2.1 million for Safe City camera surveillance, a total of $4.1 million. While significant grant programs such as the community inclusion grant and the social investment partnership grants are on review and have not been issued this year.

We make the following recommendations:

1. **Immediately suspend the engagement or employment of security/safety** officers being used to enforce or assist the enforcement of local laws against people experiencing or at risk of homelessness, psychosocial distress, AOD user, and people with disability to prevent further harm.

2. **Consultation directly with community members** who are experiencing or have lived experience of homelessness, who use alcohol or other drugs, and who are experiencing psychosocial distress, as well as consultation with First Nations and other racialised communities specifically on the contracting and /or employment of security guards to engage the local law.

3. **Conduct human rights assessment** – engage an independent third party to conduct a human rights assessment of the use of safety/security guards by the Council including the legal risk and its impact on people experiencing homelessness and other marginalisation including poverty, racism, psychosocial distress and alcohol and other drug use.

4. **Reinstate funding of critical community services and grant programs** to deliver of the health and wellbeing priority areas, including embedded legal support programs within City of Melbourne community service and health programs to increase access to family violence support and prevention initiatives.

5. **Shift to a preventative, health-based model** – invest more resources into early intervention, outreach, support services, harm reduction, and trauma-informed responses.

6. **Uphold the right to protest** – the creation of a protest framework could limit the right to protest in compliance with the Human Rights Charter, the Australian Constitution, and international human rights laws, and should be removed from the activity plan for the City of Melbourne.

108846 - Draft budget 26-27 submission

INNER MELBOURNE COMMUNITY LEGAL
Police Accountability Project

T: (03) 9328 1885
F: (03) 8672 0230

Office
2/508 Queensberry St.
North Melbourne
VIC 3051

Post:
PO Box 512
North Melbourne
VIC 3051

Immediately suspend the engagement or employment of security/safety officers

1. **Immediately suspend the engagement or employment of security/safety officers** being used to enforce or assist the enforcement of local laws against people experiencing or at risk of homelessness, psychosocial distress, AOD user, and people with disability to prevent further harm.

The cost of the security guard program, to provide "boots on the ground" is a poor investment in community, inclusion and a thriving society.

We draw your attention to the experiences outlined in the submission of Fitzroy Legal Service, of people who have been harassed, abused, and had their belongings destroyed by City of Melbourne security guards. This PR campaign is not only expensive, it is harmful. We are concerned that security guards are not adequately skilled in trauma informed care, cultural safety, the law, and are overreaching their authority.

Additionally, from our experience at the police accountability project, we know that heavy handed law enforcement disproportionately impacts people experiencing homelessness, experiencing mental illness and racialised communities.[1]

This activity is at odds with the health and wellbeing priority areas, particular that of social connection, and creating a sense of belonging in the community.

Consult

2. **Consultation directly with community members** who are experiencing or have lived experience of homelessness, who use alcohol or other drugs, and who are experiencing psychosocial distress, as well as consultation with First Nations and other racialised communities specifically, on the contracting and /or employment of security guards to engage the local law.

3. **Conduct human rights assessment** – engage an independent third party in relation to this operation, legal risk and its impact on people experiencing homelessness and other marginalisation including poverty, racism, psychosocial distress and alcohol and other drug use.

[1] See for example, COVID-19 enforcement in Victoria in 2020: Tamar Hopkins and Gordana Popovic, 'Policing COVID-19 in Victoria: Exploring the impact of perceived race in the issuing of COVID-19 fines during 2020' (Inner Melbourne Community Legal, 2023).

INNER MELBOURNE COMMUNITY LEGAL
Police Accountability Project
T: (03) 9328 1885
F: (03) 8672 0230
Office
2/508 Queensberry St.
North Melbourne
VIC 3051
Post:
PO Box 512
North Melbourne
VIC 3051

The Council should be guided by its principles of being a people-centred city and safe and accessible design, which ensures the 'city is safe for all people especially the most vulnerable in the community'.[2]

The Plan should identify how it is going to engage with communities likely to be disproportionately impacted by the security guard program, including those experiencing or have lived experience of homelessness, people who use alcohol and other drugs (AOD), people experiencing psychosocial distress, and people from racialised communities who are likely to be affected by discriminatory enforcement and intervention.

We reiterate the submission of Fitzroy Legal Service that a human rights assessment of the impact of the use of security guards must be conducted. Begging is not a safety concern. People experiencing homelessness, mental illness and AOD, have a right to be treated with dignity and respect.

Furthermore, we are concerned that the security officer may target public consumption of alcohol. We know that punitive approaches to people who consume alcohol in public are ineffective and dangerous, and disproportionately impact those who have no private home to drink in.

We applaud the Victorian Government for initiating a trauma informed health response, which focuses on prevention. We would be concerned if the City of Melbourne were to work against the best practice model now being implemented.

Family Services Partnership

4. **Shift to a preventative, health-based model** – invest more resources into early intervention, outreach, support services, harm reduction, and trauma-informed responses.

5. **Reinstate funding of critical community services and grant programs** to deliver of the health and wellbeing priority areas, including embedded legal support programs within City of Melbourne community service and health programs to increase access to family violence support and prevention initiatives.

We support the Plan's commitment to increase investment in prevention of family violence, access to support services for people at risk of or experiencing homelessness, and community access to programs, services and initiatives that support mental health and wellbeing.

An approach of prevention and community support is the most effective way to deliver a safe, clean and connected city. The deliverables that work towards the City of Melbourne principle include: to advocate for drug rehabilitation services, more on the street mental health services, programs to end family violence.[3] We would like to see these plans have attributed budget. The absence of funding for these important goals in 2025/26 Budget is notable gap in the Healthy, Safe, Clean and Connected Communities Activity Plan that we would encourage the Council to rectify.

[2] See Principles to Guide Council Decision Making: Safe and Accessible Design in City of Melbourne, *Draft Community Plan 2025-29: The best and fairest city* (2025), 19.
[3] *Draft Community Plan 2025-29*, 36.

INNER MELBOURNE COMMUNITY LEGAL
Police Accountability Project
T: (03) 9328 1885
F: (03) 8672 0230
Office
2/508 Queensberry St.
North Melbourne
VIC 3051
Post:
PO Box 512
North Melbourne
VIC 3051

Important City of Melbourne Grants including the Community Inclusion Grant and the Social Investment Partnerships Grants have been put on hold pending review, which has paused programs that help deliver safety for family violence victim-survivors, social inclusion and better health and wellbeing.

We note that $4.1 million has been budgeted for security guards and surveillance. In stark contrast the program IMCL delivers in partnership with City of Melbourne to support new mums and families with their legal problems has not had its funding renewed.

The IMCL program costs the City of Melbourne $80,000 a year; and with this small amount, over two years we have helped 84 people in crisis with over 146 legal services delivered, providing wraparound holistic support. Additionally, six legal education session were delivered and ongoing critical support was provided to City of Melbourne family services staff.

Over half (52%) of the people we assisted experienced or were at risk of family violence. Most of these were assisted with family violence intervention orders and around a third had legal assistance in divorce and parenting arrangements also. Fifty-four per cent were from a culturally and linguistically diverse background, a third lived with a disability/mental ill-health and 20 per cent experienced or were at risk of homelessness.

Protest Regulation

7. **Uphold right to protest** – the creation of a protest framework could limit the right to protest in compliance with the Human Rights Charter, the Australian Constitution, and international human rights laws, and should be removed from the activity plan for the City of Melbourne.

We refer to the proposed deliverable on page 36 of the Plan:

> Advocate to the State and Federal Governments for a coordinated review across all levels of government to establish a framework that safeguards the right to protest while reducing disruption to the functioning of the city and maintaining a safe environment for the community.

We further refer to comments made in the media that suggests that this may include proposals to:

- Require the introduction of protest permits;
- Stronger police intervention to minimise disruption; or
- Confine protests to public parks.[4]

While it is acknowledged that public protests by its nature involves an element of disruption, we consider that the proposals considered above would critically undermine the right to exercise their right to protest and would be a disproportionate response to the disruption

[4] Andi Yu, 'City of Melbourne councillors vote for review of protest disruption' (ABC online, 20 August 2025) https://www.abc.net.au/news/2025-08-20/city-of-melbourne-councillors-vote-amendment-protest-disruption/105674980

INNER MELBOURNE COMMUNITY LEGAL
Police Accountability Project
T: (03) 9328 1885
F: (03) 8672 0230
Office
2/508 Queensberry St.
North Melbourne
VIC 3051
Post:
PO Box 512
North Melbourne
VIC 3051

caused. The right to protest is subject to a number of constitutional limits,[5] as well as state and international protections.[6] We are concerned that the above proposals would place unlawful limits on the right to protest subject to the constitutional and international limits, as well as the *Charter of Human Rights and Responsibilities Act 2006* (Vic) (**the Charter**). People engaging in protests are protected by the following charter rights:

- Freedom of movement (s 12);
- Freedom of expression (s 15); and
- Peaceful assembly and freedom of association (s 16).

Protest permits and limitation on areas of protest should not be introduced

Home of the Victorian Parliament House and the State Library, the City of Melbourne has been a historical backdrop to various protests, rallies and vigils from the 1800s on issues of major significance such as the eight-hour day, equal pay for women, women's safety and anti-war marches.

Protest permits have been rejected by not only the Premier of Victoria but also by the Chief Commissioner of Police as being ineffective and unnecessary in the Victorian context.[7] We consider that there are compelling reasons why this suggestion should not be revisited as it will be ultimately ineffective and a disproportionate limit to the rights to protest.[8]

Likewise, to limit protests to certain areas such as public parks would infringe the right to protest and freedom of assembly and should be opposed.

Police intervention is not the solution

We would strongly oppose the suggestion to encourage stronger police intervention in protests, particularly if this involves calling for the State Government to grant further powers to police protests or to move on people protesting. We are concerned that the police misuse the powers they currently have. In our casework over the last 12 months, we have acted for clients who have been subject to the misuse of police powers whilst protesting in the Melbourne CBD. We are also acting in a class action against Victoria Police and their use of oleoresin spray (**OC spray**) against protesters at the 2019 International Mining and Resources Conference.

[5] *Brown v Tasmania* [2017] 261 CLR 328 at 359 (Kiefel CL, Bell and Keane JJ)
[6] *Lange v Australian Broadcasting Corporation* (1997) 189 CLR 520; see also *McCloy v New South Wales* (2015) 257 CLR 178 at 200; *Charter of Human Rights and Responsibilities Act 2006* (Vic); *International Covenant on Civil and Political Rights,* 999 UNTS 171 (entered into force 23 March 1976) art 21.
[7] Danny Tran, 'New Victorian police chief Mike Bush says people should be free to protest without permits' (ABC Online, 28 July 2025), https://www.abc.net.au/news/2025-07-28/victoria-police-chief-commissioner-mike-bush-first-interview/105577152
[8] For further detailed analysis on the issues with protest permits, see Melbourne Activist Legal Support, 'The case against protest permits in Victoria' (Online 1 April 2024) https://mals.au/2024/04/01/the-case-against-protest-permits-in-victoria/.

108846 - Draft budget 26-27 submission

INNER MELBOURNE COMMUNITY LEGAL
Police Accountability Project
T: (03) 9328 1885
F: (03) 8672 0230
Office
2/508 Queensberry St.
North Melbourne
VIC 3051
Post:
PO Box 512
North Melbourne
VIC 3051

Our criminal defence practice assisted many clients engaged in various protests in Melbourne's CBD, including the Disrupt Land Forces protests and Pro-Palestine rallies. In our centre's experience, we saw the following:

- Largely indiscriminate and excessive overcharging by Victoria Police, evidenced by a high withdrawal rate of up to 75% of charges fully withdrawn;
- A blanket policy position taken by Victoria Police that they will not offer diversion in relation to the Land Forces protest matters, which is inconsistent with current use of diversion across other areas of criminal law;
- All clients having no criminal priors or interactions with Victoria Police prior to their involvement in the protests;
- Large number of clients from marginalised communities (eg. Disability, culturally and linguistically diverse).

Notably, our clients from these protests were those who had never been engaged with the criminal justice process, including young students and people from culturally and linguistically diverse backgrounds. These include students who live or study in the City of Melbourne.

We are concerned that the further expansion of police powers in relation to public protests will have a chilling effect of criminalising people who otherwise would never be engaged with the criminal justice process at a great expense to the Courts, our community and to the right to publicly protest.

Conclusion: changes are needed to become the best and fairest city

The City of Melbourne is well-placed to meet the ambition it the title of the Plan to be the 'best and fairest city' through being led by the guiding principles in the Plan. We look forward to seeing a revised Implementation Program and list of activities that shift the focus to delivering preventative, socially inclusive and health led programs for the people who live and use the services in the City of Melbourne.

APPENDIX B:

Inner Melbourne Community Legal & City of Melbourne Family Services Partnership

108846 - Draft budget 26-27 submission

Inner Melbourne Community Legal & City of Melbourne Family Services Partnership

Background to the partnership

Family Services and Inner Melbourne Community Legal (**IMCL**) have worked in partnership to support the legal needs of families that engage with their Family Services team: Maternal Child Health, Family Support and Counselling and Parenting Services.

Since 2017, IMCL and Family Services have worked closely to build a strong partnership, enabling marginalised and at-risk families in the City of Melbourne to access specialist community legal support in settings where they are already receiving family support. We have trialled co-location, training and warm referral pathways across various points, with IMCL relying on other sources of ad-hoc project funding to offer services to Family Services clients.

In 2023, IMCL received a 2-year grant through the Social Investment Partnership of $80,000 per year, to enable a formal health justice partnership program to be established, with a dedicated lawyer supporting the partnership. Although this grant only partially funds the dedicated lawyer who delivers this service, IMCL has been able to leverage from other sources of funding to deliver upon the service model.

Some key objectives of the program include

- building the capacity and willingness of Family Services staff to identify the signs of family violence and respond to their clients' legal needs through the provision of legal education and training and providing appropriate information and referral pathways;
- empowering clients from marginalised backgrounds to obtain appropriate legal and non-legal assistance by using Family Services staff as information sources to positively influence client engagement with supports;
- providing clients with legal assistance, alongside other support services like social work support, parenting and maternal child health services, thereby delivering a multifaceted response encompassing legal, health and social support in designated Family Services locations.

Integrating legal help into health and community support settings is a proven model which IMCL has been a leader in for more than fifteen years. As well as ensuring marginalised families can access legal help in locations where they already feel safe and supported, this model supports Family Services staff to do their jobs more effectively and equips them to better respond to the complex social and legal needs of families.

The current funding for the program will cease on 30 June 2025. IMCL has undertaken funding advocacy seeking state government funding of this crucial service without success. In the absence of further dedicated funding, our service provision to Family Services clients and staff will be significantly reduced.

108846 - Draft budget 26-27 submission

What our program delivers

During the 24 months of the program, IMCL has assisted family services clients with a broad range of legal issues, including:

- Family law parenting matters – including parenting plans and orders, child contact, taking children interstate or overseas, parental abduction, birth registration.
- Family violence - intervention orders and mis-identification
- Separation and Divorce
- Family law property
- Child protection
- Child support
- Tenancy – rental arrears, evictions, repairs
- Fines
- Debts
- Victims of crime
- Migration – citizenship, family visas
- Criminal law

Data snapshot – August 2023 – June 2025

Service provided	How
84 Clients Assisted	
145 legal services provided	Advice, tasks (letters and liaison with Courts and Police) information and warm referral.
20 ongoing cases opened	Including negotiation with another parent, mediation, representation at the Magistrates Court to obtain IVO or resolve criminal charges, in the Federal Circuit and Family Court in relation to parenting orders. Parenting matters typically involve extensive work over a longer duration, with many requiring between 20-50 hours of work or over 50 hours of work per file.
6 professional legal education sessions delivered	Each session attended by approximately 25 Family Services staff.

Demographic data

The partnership provides access to legal help for marginalised individuals, as demographic data of past clients shows.

108846 - Draft budget 26-27 submission

During the two-year project, more than half (54%) were from a culturally and linguistically diverse background, a third (34%) lived with a disability/mental ill-health and 20% experienced or were at risk of homelessness.

Additionally, over half (52%) experienced or were at risk of family violence. Most of these were assisted with family violence intervention orders and around a third had legal assistance in divorce and parenting arrangements also.

Clients supported during the project from a CALD background spoke Somali, Spanish, Vietnamese, Thai, Khmer, Arabic, Tigrinya, Mandarin, Dinka, Oromo and Italian.

Outcomes of legal assistance

Outcomes of closed cases include:

- In family violence intervention orders
  - Final Intervention orders granted
    - → **Improved safety**
    - → **Improved parenting arrangements**
- In tenancy
  - Eviction avoided
    - → **Improved housing security**
  - Repairs to rental property
    - → **Tenants' rights enforced; landlord had to take action**
- In fines
  - Fines withdrawn in full
    - → **Better financial situation for client**

Current service provision	**Once funding ceases**	**Implications for community**
Legal education sessions for Family Services staff based on identified needs	Only provided on an ad hoc basis, subject to capacity.	Decreased knowledge in Family Services of legal supports available to families
Legal outreach clinics co-located with Family Services at Naarm Ngurru, Carlton Learning Precinct, North Melbourne Community Centre	Will cease operation	Reduced access to legal advice for clients and secondary consultations for Family Services Staff.
On demand secondary consultations for Family	No dedicated partnership lawyer and secondary consultations only available	Family Services staff cannot work collaboratively with IMCL

Services staff with IMCL partnership lawyer	subject to IMCL lawyer capacity.	to assess and to respond to urgent and high risk matters to mitigate risks to women and children.
Prioritised referral pathway for advice appointments	2 – 3 month wait time for IMCL clinic appointment.	Clients with time sensitive or high-risk matters will not receive legal support in the time frame needed. May be left without representation or relying on duty lawyer services.
Prioritised casework assistance for Family Services clients.	Ongoing assistance only in limited circumstances where client meets all IMCL eligibility and priority criteria	Most Family Services clients do not have ongoing casework assistance and are required to self-advocate or rely on duty services.

Service offering with funded project

- Legal education sessions, including responding to family violence, navigating family law and parenting after separation. Sessions are based on identified needs and requests from family services staff.
- Legal assistance outreach clinics – across each month an IMCL lawyer is co-located on a rotating basis at Naarm Ngurru, Carlton Learning Precinct/Carlton Baths and North Melbourne Community Centre.
- Collaborative and trauma informed support model, including on demand secondary consultations for Family Services staff to effectively identify legal issues and collaboratively plan an appropriate response for individual clients. Secondary consultations are essential at supporting family safety and responding to family violence and child wellbeing concerns and enable Family Services staff to minimize risks to women and children.
- Prioritized referrals for advice appointments (outside of the outreach clinics), to ensure time sensitive and high-risk matters can be responded to promptly.
- Prioritized casework assistance – including ongoing representation services with parenting, family violence, divorce and other areas of IMCL practice (fines, tenancy, criminal law, victims of crime, migration).

108846 - Draft budget 26-27 submission

Service offering once funded project concludes

- Advice appointments through IMCL family law clinic (usually has 2-3 month wait time for appointments).
- Casework assistance available only in limited matters where a client meets IMCL priority criteria.
- Limited secondary consultations (subject to availability of a family lawyer).
- Ad-hoc legal education and training sessions on family violence and family law, subject to capacity

Case study

Eva is a mother of a young child and receives support from Family Services Maternal Child Health and Social Work staff. During her relationship she experienced significant physical violence, as well as emotional abuse and controlling behaviour after leaving the relationship.

During the relationship, Eva was mis-identified by police as the primary aggressor at a time she was experiencing a mental health episode. Eva had past experience of working with a lawyer through family law proceedings and reported feeling traumatised from the process and struggling to trust her lawyer.

Eva's social worker referred her to IMCL for legal advice about the ongoing family violence and parenting issues.

We opened a file for Eva and helped her make an application to extend her Family Violence Intervention Order (IVO). Eva's ex-partner chose to contest the extension of the order and we appeared on her behalf at Court. We obtained a grant of aid from Victoria Legal Aid and briefed a barrister to appear at a contested hearing. The matter resolved with a further IVO being granted for Eva's protection.

IMCL have opened a file to support Eva with her family law parenting matters, including obtaining a grant of aid from Victoria Legal Aid and commencing negotiations and mediation with Eva's ex-partner.

Eva has reported feeling very comfortable with her lawyer, and it being the first she feels believed about her experiences.

Without the intervention of legal support from IMCL, Eva may have gone to court alone to seek the extension of the IVO and without a lawyer advocating on her behalf, not continued with her application for an IVO when the other party sought to contest.

108850 - Draft budget 26-27 submission

108850 - Draft budget 26-27 submission

CITY OF MELBOURNE BUDGET FEEDBACK

BACKGROUND

City of Melbourne currently invests $250,000 annually in Melbourne International Comedy Festival through Creative Melbourne's Multi-Year Arts Grants Program (2025–2027).

This represented **an $80,000 per year reduction** from the previous funding cycle (2022–2024).

City of Melbourne's contribution is equal to around 2% of Festival operating costs, yet the Comedy Festival delivers one of the strongest returns of any city-backed event.

MICF VALUE

- **$11,790,159** total cost to deliver the Festival
- **$1,004,202** to operate Melbourne Town Hall alone, with much of that flowing directly back to the City
- **700,000+ attendances** across the Festvial
- Almost **25 million pedestrian movements** during the Festival period - the highest outside of Christmas
- **$88.6 million increase in Gross State Product** generated through attendee, artist, workforce and Festival spending
- **$43.2 million in new money** into Victoria's economy, with a substantial share **flowing directly into Melbourne businesses and precincts**

40TH FUNDING

In 2026, the City made **an additional one-off $130,000 contribution** for the 40th Festival to further activate Melbourne.

That investment helped deliver:

- The **Giant Microphone** which became a landmark Festival installation in the CBD, drawing visitors, creating atmosphere and signalling that Melbourne was in Festival mode. It worked as both an activation and a marketing asset, turning public space into a celebration of Melbourne as the comedy capital of Australia.
- **Additional programming at Federation Square** attracting **1,000+ attendees**
- **4 x The (Very) Big Laugh Out events at City Square** attracting **1,000+ attendees**
- **40 sessions of free outdoor busking** programming attracting **3,000+ attendees**
- **Trades Hall reactivation** with 8 performance spaces and **23,311 attendees**

108850 - Draft budget 26-27 submission

108850 - Draft budget 26-27 submission

CASE FOR GREATER SUPPORT

City of Melbourne pedestrian data proves that **no other major event period matches the sustained level of CBD foot traffic** generated during the Festival.

The City invests $26 million annually in its own festivals and major events throught Experience Melbourne, **while the Comedy Festival receives only a $250,000** through Creative Melbourne.

In 2026 an addtional $130,000 delivered 30,000 people into the city at $4.33 each, with an estimated return approaching $1 million in economic impact.

DELIVERING ON COUNCIL PRIORITIES

SAFE CITY
The Festival fills the CBD with people, activity, helping the city feel safer after dark.

CLEAN CITY
The Festival encourages pride in place through busy, vibrant and inviting city spaces

VISITATION
The Festival brings hundreds of thousands of people into the CBD.

SUPPORTING BUSINESS
The Festival directly activates 140+ venues with shows and many more bars & restaurants

CONNECTED COMMUNITIES
The Festival creates social cohesion by bringing diverse people together across the city.

NIGHT TIME ECONOMY
The Festival is a major driver of evening visitation and D+D spending.

ARTS & CULTURE
Providing a platform for 800 shows, 2000 artists, 9000 performances

VIRBRANT STREETS
The Festival activates streets, and public spaces across the CBD

MULTI-CULTURISM
Over 95 shows feat. Culturally & Linguistically Diverse Artists

108850 - Draft budget 26-27 submission



108850 - Draft budget 26-27 submission

COMMENDATIONS

The City of Melbourne should be commended for its continued investment in making the CBD more vibrant, welcoming and event-ready.

Initiatives such as lighting up the city, reinstating banner pole infrastructure and **improving streets for pedestrian use** all strengthen Melbourne's public realm and enhance the visitor experience.

These investments help create a city that feels **safer, more animated and easier to enjoy, particularly during major event periods.** They also **directly support events such as the Melbourne International Comedy Festival,** where strong city presentation, walkability and visible atmosphere play a critical role in driving visitation, dwell time and economic activity.

BUDGET RECCOMENDATION

Increase the City of Melbourne's annual investment in Melbourne International Comedy Festival to total $500,000 per year structured across the Creative Melbourne & Experience Melbourne portfolios

2026-2027 Budget Ask:

In addtion to the Multi-Year Arts Funding, **a $250,000 contribution (increased from $130,000 in 2025-26) for CBD Activation Funding** – dedicated to free public programming, city dressing, signage, family events, street activation and precinct vibrancy

This additional funding should be drawn from the City's Major Events budget, which allocates approximately $26 million annually to events.

This would reposition the Comedy Festival from a grants recipient to a core city partner, while **representing less than 1% of the current Major Events budget allocation** - recognising what the Festival delivers for the City over the Easter Period.

108850 - Draft budget 26-27 submission

108855 - Draft budget 26-27 submission

Securing Melbourne's Title as Australia's No.1 Student City:

Investing in International Student Leadership and Employability

To the City of Melbourne Future Melbourne Committee,

I'm Huimin Kristy Feng. I am writing to provide feedback on the Draft Budget 2026–27.

Introduction

As a recent Master of Teaching graduate from Monash University, and having proudly volunteered as a Student Ambassador Alumna with the City of Melbourne International Education team for the past three years, I have seen firsthand the incredible impact the Council has on the international student community.

Through the dedicated planning of events and activities by the International Education Team, my life in Melbourne has been immensely enriched. These initiatives helped us understand and integrate into Melbourne, transforming it into our second home. This city has profoundly shaped my personal and professional growth, and it is from this place of deep appreciation that I submit this feedback.

Advocating for the Future of International Education

Melbourne has proudly held the title of the No.1 student city in Australia for 11 consecutive years. To maintain this prestigious standing and continue attracting global talent, we should look beyond just welcoming students but also actively invest in their futures.

While the social and cultural events currently provided are foundational to student wellbeing, I strongly advocate for the 2026–27 Budget to allocate increased, targeted funding toward the professional development of international students and recent alumni. Specifically, I urge the Council to invest in:

- Expanded Volunteering Pathways: Volunteering is often the first step international students take to engage with the broader community. Promoting more volunteering programs in the city allows more students to build local networks, give back to the city, and develop a sense of responsibility and belonging in the city.
- Career Development and Employability Workshops: Transitioning from study to the local workforce is one of the most significant hurdles for international graduates. Funding dedicated workshops on resume building, local industry networking, and navigating the Australian job market will directly improve graduate outcomes and retain top talent within Melbourne's economy.
- Targeted Leadership Programs: International students bring diverse, global perspectives that are invaluable to Melbourne's future. By investing in leadership mentorship programs, the City can empower students to become active leaders in their communities, universities, and eventual workplaces.

- Extending Internship Opportunities: Practical experience is the most critical bridge between study and the workforce. I wish the Council to expand internship programs within the City of Melbourne and partner with local businesses to create designated internship pathways for international students. This hands-on experience is vital for developing job-ready graduates who can contribute directly to the local economy.

Conclusion

The draft budget outlines a vision for a city that is "full of life" and planning responsibly for the future. Empowering international students with the tools for employability and leadership is a direct investment in the economic and cultural vitality of Melbourne.

Thank you to the City of Melbourne and the International Education Team for everything. I hope to see a budget that reflects a continued, deepened commitment to the professional success of our international student community.

Sincerely,

Huimin Kristy Feng

108856 - Draft budget 26-27 submission

Submission to City of Melbourne Budget 2026/2027 consultation

By Katy Send

Docklands.safety.project@gmail.com

I acknowledge significant work and effort done by council staff to put together the annual budget.

However, the format of the budget and its design is not transparent, quick and easy to understand.

These are the improvements to the format of the budget that can be done, in my view:

- **Hyperlinks.** The digital version of the document should utilize benefits provided by modern technology and contain links to other related documents and relevant details. For example, page 25 'Customer Service Charter' can contain a hyperlink to the actual document.
- **References to budget items.** All budget items must have unique ID/numbering and reference to that ID should be provided in every claim, key activity, service etc. For example, a statement 'A $2 million investment will rehabilitate piles at NewQuay Wharf in Docklands, helping keep the wharf safe, functional and accessible for Melbourne's boating community.' should have a budget ID reference to a respective budget item/s.
- **Monetary values.** Every claim, key activity, service etc. must have an associated monetary value next to it, details of budget items and/or source of funds. For example, page 26 'Continue to support diversity and inclusion through programs focused on women' should say, for example, $132,000 'Recurrent – State Government/Family Services, Health & Wellbeing, Health' or provide a hyperlink to a document where the programs are detailed with amounts.
- **Breakdown by neighbourhoods data**, for income and expenses. Income, expenses and assets must be detailed by neighbourhoods.

City of Melbourne expenditure on Docklands objections:

Docklands has been consistently underrepresented in council's budget and grants applications comparing to other suburbs.

While other suburbs receive funding for improvements that enhance safety, health and wellbeing of its ratespayers, Docklands has only been on council agenda for emergency works and projects that do not meet the needs of the local community.

108856 - Draft budget 26-27 submission

There is no investment in green spaces in Docklands, in local community amenities or community programs in the proposed budget.

Hub at Docks is unsuitable to be functioning as community hub: the upper floor is not accessible by wheelchairs and the atrium room has high echo levels making it difficult for meetings of larger number of people. However, CoM is still not investing funds to rebuild the venue, while other suburbs are receiving funding.

Docklands does not have a Neighbourhood house or a community centre. This deprives the most vulnerable members of community from participating in accessible support activities. Other suburbs do.

Library at the Dock has limited open hours while demand is there.

Public toilets open long hours are missing on far ends of Docklands.

Outdoor gym is outdated and only located in one spot. Docklands needs more outdoor gym equipment for people to engage in health and fitness activities outdoors.

Docklands has very limited free fitness classes or programs comparing to other suburbs.

Docklands has very limited activities for children comparing to other suburbs.

Intersection of bike and walk lanes along Harbour Esplanade are dangerous for pedestrian, however, council is not taking steps to improve safety.

Docklands residents hope to see more investment in Docklands in the current budget.

108857 - Draft budget 26-27 submission

North Melbourne Language & Learning

2024 - Real **Impact**. Real **Value**.

INCOME $1,015,826

VALUE $5,501,749

This figure includes the value of:

Improved quality of life through social connection: **$599,394**

Volunteer contributions: **$156,038**

Emergency relief provided: **$39,211**

Services provided: **$14,825**

Adult Community Education: **$4,692,280**

Emergency relief value includes:

- Food and groceries: **$39,211**

Services value includes:

- Facilities use or hire: **$9,600**
- Résumé assistance: **$2,160**
- Auspicing other organisations: **$1,265**
- Community lunch, frozen or other meals: **$1,800**

This community value equates to:

$5.42 for every $1 of income

$55.79 for every **$1** of Neighbourhood House Coordination Program funding

Over **$2,558.95** for every hour the neighbourhood house is in use

Employment value

12.5 FTE jobs

including 9.0 direct and 3.5 indirect Full Time Equivalent positions

These values are produced by Neighbourhood Houses Victoria based on data provided by North Melbourne Language & Learning in the 2024 Neighbourhood Houses Survey. Only a limited range of activities where a determinable valuation method exists are included.

Just some of the value to communities from selected Neighbourhood House activities

Basis of calculation

108857 - Draft budget 26-27 submission

The North Melbourne Language & Learning provided in excess of $5,501,749 of value to the community for 2024. This is based on data provided through the Neighbourhood House Survey 2024.

This is figure includes the value of:

- Improved quality of life through social connection: based on **260** participants in programmed activities per week
- Volunteer contributions: based on **54** volunteer hrs per week
- Food and groceries: based on **1,440 kgs** of food relief provided in 2024
- Food vouchers: based on an average of **$0** of vouchers provided per month
- Cash/prepaid or gift card: based on **$0** cash/card value provided per month
- Bill payments: based on **$0** of participant bills paid for per month
- Fuel Vouchers: based on an average of **$0** of vouchers provided per month
- Public transport cards: based on average **$0** of travel cards value per month
- Clothing: based on **$0** of clothing provided per month
- Personal care & hygiene items: based on **$0** of items provided per month
- Emergency accommodation: based on **$0** provided per month
- Internet usage: based on **0 hrs** of individual computer/internet use per month
- Facilities use or hire: based on **16** hours per month valued at **$50**/hr
- Resume assistance: based on assisting with **6** resume's/ month
- Tax help: based on completing **$0** tax returns for 2024
- Auspicing other organisations: based on auspicing **2** organisations or groups in 2024
- Community lunch, frozen or other meals: based on providing **15** meals/ month
- School aged breakfast programs: based on providing **0** breakfasts/month
- Fee for service activities: based on **0** fees paid for unsubsidised activities in the period covered by the applicable annual report
- Government subsidised Adult Community Education: based on $**272,332** of ACE funding from ACFE and/or DET and **$0** Federal Government Be Connected funding
- Childcare provided: based on **$0** total annual childcare income
- 4-year-old kindergarten: based on **$0** total annual kindergarten income
- Social enterprise goods & services: based on **$0** enterprise sales income in the latest annual report

Additionally:

- Community value for every $1 of 2024 Neighbourhood House Coordination Program funding based on **25** funded hours/week
- Community value for every $1 of income based on **$1,015,826** annual income
- Community value for every hour the Neighbourhood House is in use based on Neighbourhood House buildings in use for **43** hrs per week

Direct and indirect full-time equivalent employment positions created based on **342** total weekly paid hours of employment.

Notes

Reports should not be used to compare Neighbourhood Houses

These valuations are based on volume of activity, so the outcomes are affected by organisational income, available space and population size, with Neighbourhood Houses in localities with smaller populations generally expected to generate lower total community value. Additionally, some communities require activity types that are not able to be valued within the scope of this work. These variations in organisations and communities make these reports unsuitable for comparisons between Neighbourhood Houses.

Use of 'community value'

We use the term 'community value' because the valuations above incorporate a range of methods depending on the available evidence. These include methods such as social return on investment (SROI), return on investment (ROI) and replacement cost.

All valuations are conservative and based on existing research by reputable organisations using widely used and/or well documented methods as well as benchmarked market values for replacement cost valuations.

Some of the value of some of the activities

The report does not include many community benefits that are not within the scope of the Neighbourhood House Annual Survey to reasonably value including:

- all services and activities not listed above or their flow on economic or social benefits (except social connection) including referral, counselling or social support, community transport etc
- agencies or brokered in services such as Centrelink, maternal child and health etc.
- social enterprise or the economic multipliers from indirect or induced economic activity
- intangible benefits such as community pride and sense of belonging, leadership development, community voice through advocacy, increased personal independence etc.

The total community benefit is significantly greater than what has been valued here.

Calculation methods

Social Connection

In 2018, Deloitte Access Economics produced a report[1] that determined a monetary value for the community connection work of Morwell Neighbourhood House. The method, detailed in the report, uses existing research to calculate the contribution of community connection to a Quality-Adjusted-Life-Years (QALYs). Quality-Adjusted-Life-Years is the most widely used approach for estimating quality of life benefits in economic evaluations[2].

Different methods have been used to estimate the number of people who may potentially obtain social connection benefits. The 2018 The report assumed that 50% of the annual unique visitors to the neighbourhood house were one off or infrequent for the purpose of their calculations. Appendix C of their report outlines the detail on their method.

A subsequent Deloitte report[3] assumed that only new participants obtained social connection benefits. This assumption effectively discounts the importance of maintaining connections over the life course. Analysis from the Neighbourhood House Participants Survey[4] and the broader social isolation and loneliness literature[5] identify the value of maintaining social connections. Pioneering research in 2024 showed that restricting social connection and other behaviours associated with maintaining psychological health in healthy participants resulted in a rapid decline in mental wellbeing with increased symptoms of depression and anxiety[6].

The 2017 Neighbourhood House Participants Survey respondents clearly distinguished between the two distinct benefits used by Deloitte; "meet new people/make friends" and "spend time with other people as benefits". The first benefit implies creating or expanding social networks through the Neighbourhood House whereas the latter implies maintaining existing social connections within the Neighbourhood House. Where

[1] http://www.morwellnh.org.au/wp-content/uploads/2018/05/MNH_Social-Impact-Analysis_May-2018_.pdf
[2] https://www1.health.gov.au/internet/publications/publishing.nsf/Content/illicit-pubs-needle-return-1-rep-toc~illicit-pubs-needle-return-1-rep-5~illicit-pubs-needle-return-1-rep-5-2
[3] https://mannagumcommunity.files.wordpress.com/2020/08/nhg-sroi-2020.pdf
[4] See Social isolation and loneliness - a neighbourhood house perspective
[5] See https://www.beyondblue.org.au/docs/default-source/resources/408362_0318_bl1366_hrnt.pdf
[6] A pilot study examining whether restricting and resuming specific actions systematically changes symptoms of depression and anxiety. A series of N-of-1 trials. — Macquarie University (mq.edu.au)

both benefits were selected, the implication is that relationships are in a formative or expansion stage, or they have connection in the Neighbourhood House but want to make more.

NHVic uses the number of people attending programmed activities to calculate social connection benefit because:

- Programmed activities are group activities run over a period of time and therefore not attended in a one-off or infrequent way,
- People maintaining existing relationships are not excluded

A 2024 survey of over 28,800 Neighbourhood House participants across Victoria further supports this approach. The survey established that 78% of respondents attend at least weekly and 64% have been attending for more than a year. The data shows that the proportion of participants reporting the social connection benefits increases both as their attendance frequency increases and duration of involvement increases.

The number of weekly participants in programmed activities is multiplied by the percentage of participants that identified "meeting new people/making friends" and/or "spending time with others" as benefits of attending their neighbourhood house based on each Neighbourhood House's 2024 Participants Survey[7]. These two reported benefits are used in the Deloitte calculations and are most strongly associated with participants who identified attending for various programmed activities including, social and support groups, job training and support and other courses and classes. These benefits were reported at significantly higher rates in 2024 compared to 2017.

The $ Values are expressed in 2024 equivalents i.e., the value of statistical life at $245,000[8], consistent with Deloitte's method.

The value of your Neighbourhood Houses increased social connection is calculated using this formula:

Number of participants in activities X 1 QALY ($245,000) X percentage of people identifying a social connection benefit X contribution of social connection to a QUALY (3.84%) X the extent to which contribution of social connection to a QUALY can be attributed to attending the Neighbourhood House (28.57%).

The use of the participants in programmed activities as the basis for the calculation is conservative as it excludes regular attendees that receive a connection benefit through drop in, food relief or other non-program activities. [9]

Deloitte further calculate the value of increased connection through increased participation in the broader community due to participation at the Neighbourhood House using the formula above for 10% of the participants. The 2024 survey established that 15% of participants had attended for 1 year or less and reported being more involved in community activities or groups outside the Neighbourhood House as a result of their attendance at their Neighbourhood House. Consequently, his reports applies the above formula to 15% of participants in activities.

Volunteering

Volunteering value is based on the replacement cost of volunteers' labour. This is valued at $48.16 per hour derived from the "State of Volunteering" replacement cost calculator[10] for volunteers aged 55 -64 .

The formula for calculating the community value of volunteering is:

[7] Where A Neighbourhood House's participant data are absent or unreliable due to sample size, an average of Neighbourhood Houses in similar sized communities with similar incomes is used. Income is a proxy for volume of activities delivered through a Neighbourhood House.

[8] Value of statistical life | The Office of Impact Analysis

[9] E.g., 31% of participants in the 2024 participant survey that attended solely to access food relief identified a social connection benefit

[10] Volunteer Replacement Cost Calculator - State of Volunteering

Number of volunteer hours undertaken X volunteer hourly replacement rate

This is a conservative valuation. Replacement cost figure allows for some aging of Neighbourhood House volunteer population which averaged 50 years of age in 2012. The replacement cost for a 50-year-old is 11% greater ($53.82) than the figure used here.

In addition, the valuation does not include the value of the services provided as a result of volunteering or the contribution to the economy and taxation from participating in volunteering, e.g. cost of travel to the place of volunteering and other volunteering related expenses.

Emergency relief

Food and groceries

The value to community of emergency food relief is based on work undertaken by Net Balance for Foodbank Australia[11]. Their social return on investment analysis determined that food relief was valued at an average $20.05 per kilogram of food in 2014. This valuation included the value of:

- Improved physical health (children)
- Better performance at school (students)
- Better social relationships
- Increased sense of self-worth
- Improved standard of living
- Improved physical health
- Increased emotional wellbeing
- Reduced waste and greenhouse emissions

Analysis of the Foodbank ROI report allows for adjustment to 2024 dollars for each component. Adjusting for inflation, increases in the wage price index and increase in the value of a statistical life, we calculate the ROI is now at least $27.23 in 2024 dollars. Waste collection and disposal costs have exceeded inflation[12], but this has been factored in at the inflation rate.

The formula for calculating the community value of food and groceries is:

Number of Kgs distributed for an average month X 12 (months) X $27.23

Food vouchers

The community value of providing food vouchers is based on the dollar value of vouchers provided. This is a conservative valuation as it does not include the benefit derived from accessing food such as improved health and wellbeing, improved school performance for children etc.

The formula for calculating the community value of food vouchers is:

Total $ value of food vouchers distributed in an average month X 12 (months)

Cash/prepaid or gift cards

The community value of providing cash/prepaid or gift cards is based on the dollar value of cash or gift cards provided. This is a conservative valuation as it does not include the benefit derived from items purchased such as improved health and wellbeing, improved school performance for children etc.

The formula used for calculating the community value of cash/prepaid or gift cards is:

Total $ value of cash/prepaid or gift cards distributed in an average month X 12 (months)

Fuel Vouchers

The community value of providing fuel vouchers is based on the dollar value of vouchers given out. This is a conservative valuation as it does not include the benefit derived from increased access to transport or the

[11] Foodbank-SROI-June-2014.pdf

[12] For example, landfill levy costs increased 160% from the $48.40/tonne in 2012-13 to $125.90/tonne by 2022-23. Waste levy | Environment Protection Authority Victoria (epa.vic.gov.au)

alternative use of funds that would otherwise have been used for transport such as improved health and wellbeing, improved school performance for children etc.

The formula used for calculating the community value of fuel vouchers is:

Total $ value of fuel vouchers distributed in an average month X 12 (months)

Bill payments

The community value of providing bill payments is based on the dollar value of bills paid by the Neighbourhood House for individuals in need. This is a conservative valuation as it does not include the benefit derived from increased access to services for which bills were paid or the alternative use of funds that would otherwise have been used for bills such as improved health and wellbeing, improved school performance for children etc.

The formula used for calculating the community value of bill payments is:

Total $ value of participants' bills paid in an average month X 12 (months)

Public transport cards

The community value of providing public transport cards is based on the dollar value of public transport cards given out. This is a conservative valuation as it does not include the benefit derived from increased access to transport or the alternative use of funds that would otherwise have been used for public transport such as improved health and wellbeing, improved school performance for children etc.

The formula used for calculating the community value of public transport cards is:

Total $ value of public transport cards distributed in an average month X 12 (months)

Clothing

The community value of providing clothing is based on the dollar value of clothing provided. New clothing is valued at replacement cost whereas second-hand clothing is based on resale value such as in an opportunity shop. This is a conservative valuation as it does not include the benefit derived from increased access to clothing such as improved confidence and sense of wellbeing or the alternative use of funds that would otherwise have been used for clothing such as improved health and wellbeing, improved school performance for children etc.

The formula used for calculating the community value of clothing is:

Total $ value of clothing distributed in an average month X 12 (months)

Personal hygiene items

The community value of providing personal hygiene items is based on the dollar value of personal hygiene items provided. This is a conservative valuation as it does not include the benefit derived from increased access to personal hygiene items such as improved confidence and sense of wellbeing or the alternative use of funds that would otherwise have been used for personal hygiene items such as improved health and wellbeing, improved school performance for children etc.

The formula used for calculating the community value of personal hygiene items is:

Total $ value of personal hygiene items distributed in an average month X 12 (months)

Services

Facilities Usage

The community value of facilities usage is based on the number of hours of facilities use by external groups and organisations per month and the cost of hiring an equivalent space locally as determined by each Neighbourhood House. This figure reflects value provided to the community rather than income received as rooms and facilities are often made available to community groups at heavily discounted rates or gratis. The value also does not include the benefits to community of the room use activity e.g., improved health,

improved access to information or services, reduced cost of services etc., relative to the activity type provided.

The formula used for calculating the community value of facilities usage is:

Total number of hours of room hire in an average month x 12 months X cost per hour of local equivalent.

Internet/computer usage

The community value of internet/ computer usage is based on the number of hours of internet or computer use by individuals in an average month. This is benchmarked to the cost of a commercially available equivalent i.e. internet kiosk regardless of whether a commercial alternative is available. Note that free wifi is not an equivalent as there is no support or equipment made available. Commercial rates from $3-$5[13] have been benchmarked. A $2 lower rate has been used to account for the variation in the equipment and software provided. The rate does not include non-market benefits such as family connection, benefits from accessing or managing government services etc.

The formula used for calculating the community value of internet/computer use is:

Total number of hours of internet/computer in average month x 12 months X $2

Resume assistance

The community value of resume assistance is based on the cost of a resume service for a fee. The fee was benchmarked at the median price of $50 on airtasker.com[14]. The value was discounted to $30 to account for the fact that Neighbourhood Houses may provide a participant with assistance in developing a resume rather than creating a full resume as a service. The value does not include employment outcomes.

The formula used for calculating the community value of resume assistance is:

Total number of resumes assisted with in an average month X 12 (months) x $30

Tax help

The community value of Tax Help usage is based on the cost of the cheapest commercial tax service found online[15] at $100 per tax return. This is a conservative valuation as many tax help clients have multiple and/or complex returns which attract additional fees at commercial tax service providers.

The formula used for calculating the community value of Tax Help is:

Total number of tax returns lodged in 2024 x $100

Auspicing other organisations

The community value of auspicing other organisations is based on the cost of purchasing public liability cover which groups would have to take out if they were not covered by the Neighbourhood House under auspicing arrangements. The price is benchmarked at $632.46 for annual cover provided by Local Community Insurance Services in 2022[16] The value also does not include the benefits to community of the auspiced group's, improved health, improved access to information or services, reduced cost of services etc., relative to the activity type provided.

The formula used for calculating the community value of auspicing other organisations is:

Total number of organisations auspiced in 2024 x $632.46

[13] https://www.facebook.com/dsinternet512 SUBLINK
[14] https://www.airtasker.com/writing/resume-writing/
[15] www.taxtoday.com.au/information/fees/
[16] https://www.localcommunityinsurance.com.au/

Community lunch, frozen or other meals

The community value of offering community lunch, frozen or other meals is based on the cost of purchasing a meal commercially, this has been benchmarked at $10 per meal. This is benchmarked based on the prices quoted by ING, and numbeo.com[17] ranging from $15 to $25. It is discounted to $10 per meal to account for regional price variation.

While many meals provided at community lunches are likely to be a form of emergency relief, participants may attend community lunches for other reasons such as for company or a lack of cooking skills. Because we are unable to distinguish between the two, meals provided are not valued as emergency relief.

The formula used for calculating the community value of community lunches, frozen or other meals is:

Total number of individual meals served/provided in an average month x 12 months x $10

School aged breakfast clubs

The value to community of food provided through school breakfast clubs is based on work undertaken by Foodbank in Australia[18]. Their social return on investment analysis determined that school breakfast clubs were valued at an average $110 per kilogram of food in 2014 dollars. This valuation included the value of:

- Improved physical health (children)
- Better performance at school (students)

Analysis of the 2014 detailed report allows for adjustment to 2024 dollars for each component. Allowing for inflation and the increased value of a statistical life, we calculate the ROI is $39.93 in 20243 dollars. The formula used for calculating the community value of school aged breakfast programs is:

Total number of individual breakfasts served/provided in an average month x 10 months x $40.85

Fee for service activities

The value to community of fee for service activities is based on the actual fees paid for activities undertaken by community members where the activity was not subsidised by grants or third parties other than NDIS.

Many Neighbourhood House activities are provided at low cost and therefore the value is conservative as it is likely less than the replacement value if the activity was undertaken with a commercial or for-profit provider.

The formula used for calculating the fee for service activities is:

Total value of fee for service activities from the period covered by the applicable annual report

Government subsidised Adult Community Education (ACE)

Based on analysis of the Allen Consulting's 2008 report, The Economic Benefit of Investment in Adult and Community Education in Victoria[19] commission by the ACFE Board. While there have been significant subsequent structural changes that have occurred in the VET sector, the work is most relevant because it examines the Victorian ACE sector specifically and includes pre-accredited as well as accredited training. The analysis discounts the value of pre-accredited compared to accredited training by estimating a proportional certificate equivalence.

Its use to estimate community value is also adopted because it is conservative in that it does not;

- include the significant known non-market benefits such as improved health, reduced criminality and welfare dependency etc. estimated to be equal in value to the market benefits

[17] https://www.numbeo.com/cost-of-living/in/Melbourne , https://blog.ing.com.au/money-matters/saving/dust-off-your-lunch-boxes/#article-1811,
[18] https://www.foodbank.org.au/wp-content/uploads/2019/05/Foodbank-Hunger-in-the-Classroom-Report-May-2015.pdf
[19] https://melbourneinstitute.unimelb.edu.au/assets/documents/hilda-bibliography/other-publications/pre2010/ACG_economic_benefit_of_investment_adult_education.pdf

108857 - Draft budget 26-27 submission

- include 36.3% of student contact hours to account for those with no market benefit
- include the direct contribution of ACE provision to the economy (direct and induced economic impact of provider expenditure and wages)
- include the benefits provided to community from $10.09 additional tax revenues from increased income and gross state product for each dollar invested by the Victorian government in ACE
- account for the increased focus on delivery of pre-accredited training with market benefits since 2008
- account for tighter targeting of vocational training to industry demand

This report effectively values two principle community benefits at $17.23 for each dollar of government funding. It is the value created over a 25-year timeframe from the learning provided. This rate is comparable with other work conducted locally and internationally. From a single year of state government investment of $36.7 million, the report models:

Future income – $202 million

Increased gross state product – 2.13 times the income effect - $202 million x 2.13 = $ 430.26 million

Total $632.26 million / $36.7 million state government funding = $17.23

By comparison, a 2017 study from the University of Adelaide's South Australian Centre for Economic Studies[20] showed a return on investment for Cert I foundation courses averaging just 34 student contact hours at $6.50 for each dollar of funding. However, the average SCH rate of $43.70 was about 4.8 times the value of $9.10 ACFE rate so equates to over $31 return on investment for the same volume of activity if conducted as pre-accredited in Victoria. The study also only included the benefit of increased income and Victorian transition rates to Cert III and above for Learn Local students, with the corresponding higher income earning potential, are much higher[21] than those in the South Australian study.

Work that includes a more comprehensive range of non-market benefits values Government subsidised Adult Community Education at much higher rates. A New Zealand analysis from Price Waterhouse Coopers[22] valued ACE returns, including a range of non-market benefits, up to $72 for each $1 invested. While the comparisons differ substantially in many ways, all add significant value because they focus on disadvantaged learners.

Any potential overstatement of community value due to the changes in the structure of ACE since 2008 are more than compensated for by the value of other benefits not included in the calculation.

The formula used for calculating the community value of Government subsidised Adult Community Education programs is:

Total $ value of government student contact hour subsidies in 2024 X 17.23

Be Connected

In 2020, Swinburne University of Technology's Centre for Social Impact released a social impact assessment of the Australian Government's Be Connected program. The report[23] found that the program provides $4.01 for every dollar invested. Grant funding to providers accounted for 17% of the program costs with significant investment attributed to the support infrastructure while the value was generated through outcomes from providers. $13.2 million distributed to providers contributed to $305.7 million in value. In effect, for every dollar received by providers resulted in $23.11 of value created. However, the

[20] South Australian Centre for Economic Studies. The Economic and Social Impact of the Adult Community Education (ACE) Sector. University of Adelaide; 2016.

[21] https://www.education.vic.gov.au/Documents/about/research/acfepublications/Participation%20training%20outcomes%20and%20patterns%20report_FINAL_Nov%202017.pdf

[22] http://www.crystaladventures.co.nz/ACE/ACE%20Price%20Waterhouse%20Coopers%20Research%20Summary%20V4.pdf

[23] Improving the digital inclusion of older Australians: The social impact of Be Connected (dss.gov.au)

report includes value for social connection which is valued elsewhere in this report. After removing the social connection value, each dollar provided produced $6.33 of value in digital capacity.

The method used here assumes that the proportion of government funding distributed to providers is consistent with the period covered by the report. It should be noted that the ROI is likely greater now as costs associated with establishing and maintaining the teaching infrastructure are lower than in the initial period covered by the report.

The formula used for calculating the community value of Be Connected is:

Total $ value of Be Connected funding received in 2024 X 6.326

Childcare

While there is research that suggests significant return on investment from childcare for some cohorts within the community[24], there is inadequate research to determine the value to community of occasional childcare beyond the actual value of the service for the broader population.

The formula used for calculating the community value of childcare is:

Total $ value of government subsidies + parent fees in 2024 X 1

Four-year-old Kinder

The community value of four-year-old Kinder is based on a 2019 Price Water House Coopers study[25] which valued early childhood education in the year-before-school. It calculated a $2 benefit for each dollar of costs.

The formula used for calculating the community value of four-year-old kinder is:

Total $ value of government subsidies + parent fees in 2024 X 2

Social enterprises

The community value of running social enterprises is based on the value of sales from goods and services through Neighbourhood House run community enterprises in the most recent applicable financial reporting period. This reflects the market value of the goods and services provided. It does not include additional value generated such as avoided landfill, value of training and work experience, economic multipliers or the value of services or activities any profits support.

Total $ value of social enterprise sales from the period covered by the applicable annual report

Community value relative to inputs

Community value for every $1 of Neighbourhood House Coordination Program (NHCP)

Shows the total calculable community value from the organisation for each dollar of NHCP funding received. The NHCP provides the platform to develop and attract funding for the various activities the organisation undertakes.

The formula used for calculating the community value for each dollar of NHCP is:

Total community value/ total NHCP for the 2024 year

Community value for every $1 of income

Shows the total calculable community value from the organisation for each dollar of income received.

The formula used for calculating the community value for each dollar of Income is:

Total community value/ total annual income for the reported year

[24] Literature review of the impact of early childhood education and care on learning and development: working paper (full report; 30 Sep 2015) (AIHW)
[25] https://www.thefrontproject.org.au/images/downloads/ECO%20ANALYSIS%20Full%20Report.pdf

Community value for every hour the Neighbourhood House is in use

Shows the total calculable community value as an average for each hour the Neighbourhood House is in use. 'In use' includes any time of the week or day when activities are occurring, regardless of whether the organisation is staffed or open to the broader public. It does not reflect concurrent usage i.e. multiple activities occurring simultaneously for one hour are counted as 1 hour of use, even if these activities occur at different sites operated by the organisation. It is essentially an expression of community value from a building utilisation perspective.

The calculation assumes activities take place over 50 weeks in the year.

The formula used for calculating the community value for every hour the Neighbourhood House is in use is:

Total community value / (hours per week the building/s is in use x 50)

Employment

Employment is calculated using the total hours of paid employment response combined with multipliers derived from 2017 analysis by Deloitte ACCESS Economics on the Economic contribution of the Australian charity sector for the Australian Charities and Not-for-profits Commission[26]. The multipliers are based on employment data for the development and housing sector classification. This classification covers much of the work done by Neighbourhood Houses including community development and training (multiplier = 1.39). This means that for every full-time equivalent employee, a further 0.39 full-time equivalent jobs are supported elsewhere in the economy due to the economic activity created by wage spending. Neighbourhood Houses engage in activities that fit in other classifications e.g. emergency relief, referral etc which fit within the social services classification (multiplier = 1.46) or recreational activities that fit within the culture and recreation (multiplier = 1.35). These classifications' multipliers are marginally higher and lower than the development and housing multiplier respectively, further supporting the use of a 1.39 employment multiplier for the sector.

The formula used for calculating the total employment effect is:

Total reported hours of paid employment /38 X 1.39

[26] https://www.acnc.gov.au%2Ftools%2Freports%2Feconomic-contribution-australian-charity-sector&usg=AOvVaw2R-20vVOybpm8ctvW5xsCY

DS4 - Draft budget 26-27 submission

Phrase	Full submission
Little India support	**From:** Vasan Srinivasan <vasan.srinivasan@mhfa.org.au> **Sent:** Tuesday, April 28, 2026 10:33:41 AM **To:** Roshena Campbell <Roshena.Campbell@melbourne.vic.gov.au>; Nicholas Reece <Nicholas.Reece@melbourne.vic.gov.au> **Subject:** Petition · Call to Action: Unite to Support Melbourne's Little India Precinct Internal Dear Roshena and Nick, I sincerely appreciate your shared vision in establishing the Little India Precinct in what is regarded as one of the world's most liveable cities. It makes me very proud to be part of this important initiative. I am actively engaging with members of the Indian community and encouraging strong support for this project as it moves towards establishment. In my capacity as President of FIAV and Founder of FIMDV, I have also previously contributed to the branding and development of Little India in Dandenong during the Brumby Government. I look forward to working closely with both of you to help bring this project to fruition. https://www.change.org/p/call-to-action-unite-to-support-melbourne-s-little-india-precinct https://www.change.org/p/call-to-action-unite-to-support-melbourne-s-little-india-precinct?recruiter=705860168&recruited_by_id=b1062820-1b6f-11e7-8121-5d2a7e85fb02&utm_source=share_petition&utm_campaign=petition_dashboard&utm_medium=copylink&share_id=qTRWLLLbtg Kind Regards, Vasan Srinivasan [redacted] CEO - Mental Health Foundation Australia Member - Australian Multicultural Council Chair - Confederation of Indian Associations of Australia Patron - Australia India Business Council Victoria

DS5 - Draft budget 26-27 submission

From: Vasan Srinivasan - Chair at Australian Indian Community Centre, Rowville Victoria
[redacted]
Sent: Tuesday, 21 April 2026 6:01 PM
To: Roshena Campbell <Roshena.Campbell@melbourne.vic.gov.au>
Cc: Nicholas Reece <Nicholas.Reece@melbourne.vic.gov.au>
Subject: Submission to the Lord Mayor and Deputy Lord Mayor of Melbourne, Proposal for the Establishment of a "Little India" Precinct in the City of Melbourne

Dear Rosheena Campbell,

Deputy lord Mayor of Melbourne,

Introduction

I welcome the City of Melbourne's proposal to explore the development of a Little India precinct and respectfully submit this request for enhanced funding and allocation of appropriate space within the City of Melbourne.

As President of the Federation of Indian Associations in Victoria (FIAV) and a long-standing Indian community leader since 1987, I have been directly involved in every major phase of the Australian Indian community's growth. I strongly believe that this is the right time for Melbourne City Council to take a clear leadership role in establishing a permanent Indian Precinct, comparable to the City's highly successful Chinatown, Greek Precinct, and Italian Precinct.

Community Leadership and Experience

I formerly served as President of FIAV from 2009 to 2014 and continue to lead and advise major cultural and civic initiatives. My experience includes:

Organising large-scale Indian cultural festivals and events across Melbourne

Coordinating the Commonwealth Games Closing Ceremony as an Attache appointed by the Government of India, hosting 3,500 guests and 1,100 performers, including Indian film and sporting icons

Supporting the establishment of Victoria's first Hindu temple

Advocating for the establishment of the permanent Consulate General of India in Melbourne

Supporting the return of Air India flights to Melbourne

Ongoing engagement with the Australian and Indian governments on multicultural affairs

This proposal is grounded in long-term practical experience delivering inclusive, high-impact community projects.

Why Melbourne Needs a Little India Precinct

Melbourne is home to one of the largest and fastest-growing Indian communities in Australia, with a strong presence in:

Medicine, engineering, IT, and education

Law, accountancy, construction, hospitality

Innovation, entrepreneurship, and international trade

Indian institutions already established in Melbourne include the Consulate General of India, VFS Global, Air India, and major technology companies such as Infosys, Tata Consultancy Services, and Tech Mahindra.

Despite this, Melbourne currently lacks a permanent Indian cultural and commercial precinct, relying instead on temporary events such as Diwali celebrations at Federation Square. While successful, these do not provide the enduring cultural, economic, and tourism benefits of a dedicated precinct.

By comparison, Southall (London), Little India (Singapore), and Brickfields (Kuala Lumpur) are thriving destinations. Melbourne has both the community capacity and international reputation to establish an equally successful—if not superior—precinct.

Scale, Space, and Funding Requirements

For the precinct to be viable and impactful, it must be developed at a sufficient scale. I respectfully request:

Allocation of 2,000 to 3,000 square meters minimum for an Indian precinct

A dedicated Indian food court showcasing regional Indian cuisines—widely recognised as among the best in the world

Retail spaces for Indian textiles, Jewellery, fashion, and traditional crafts

Offices for Indian lawyers, accountants, and allied professionals

Given the scale of the Indian community and the success of comparable precincts, I strongly recommend that the City Council allocate funding at least ten times higher than what is currently suggested, to enable a precinct of genuine international standing.

Cultural, Educational, and Institutional Support

FIAV represents 18 Indian regional and community organisations across Victoria. In addition:

The Federation of Indian Music and Dance Victoria, the recognised peak body, represents 30+ Indian music and dance schools and will actively support the precinct

As Chair of the Australian Indian Community Charitable Trust, I confirm our willingness to showcase Indian history and artefacts from **Dr Dinesh Parekh's Museum of India**, currently based in Rowville

The precinct would be inclusive, secular, and culturally representative, supporting community wellbeing, the arts, education, tourism, and economic participation.

Location and Urban Benefits

For success, the precinct must be:

Centrally located within the City of Melbourne

Well serviced by public transport and parking

Designed as a permanent destination rather than a temporary event space

Such a precinct would significantly enhance Melbourne's status as Australia's leading multicultural city, delivering economic activation, tourism growth, and social cohesion.

Conclusion and Request

I respectfully request that the City of Melbourne:

Commit to establishing a permanent Little India Precinct

Allocate 2,000–3,000 sqm of suitable space

Increase funding substantially—at least tenfold—to ensure long-term success

Partner with FIAV and Indian cultural institutions in co-design and delivery

The Indian community stands ready to support this initiative fully. I would welcome the opportunity to discuss this proposal further with the Lord Mayor and Deputy Lord Mayor.

Respectfully submitted,

Mr Vasan Srinivasan

President, Federation of Indian Associations in Victoria (FIAV)

President, Federation of Indian Music & Dance Victoria

Chair, Australian Indian Community Charitable Trust

Community Leader since 1987

[redacted]

[redacted]

[redacted]

[redacted]

[redacted]

[redacted]

[redacted]

[redacted]

[redacted]

[redacted]

[redacted]

[redacted]

[redacted]

[redacted]

[redacted]

[redacted]

[redacted]

[redacted]

[redacted]

[redacted]

[redacted]

[redacted]

[redacted]

[redacted]

[redacted]

[redacted]

[redacted]

[redacted]

[redacted]

[redacted]

[redacted]

[redacted]

[redacted]

[redacted]

[redacted]

[redacted]

[redacted]

[redacted]

[redacted]

[redacted]

[redacted]

[redacted]

[redacted]

From: City of Melbourne
To: CoM Meetings
Subject: Webform submission from: Future Melbourne Committee submission form
Date: Tuesday, 12 May 2026 3:34 AM

Submitted on Tue, 12/05/2026 - 01:27

Submitted by: Anonymous

Submitted values are:

Privacy statement

I have read and acknowledge how Council will use and disclose my personal information.
Yes

Your details

Contact details
Chris Thrum
[redacted]

Your submission

Date of meeting
2026-05-12

Agenda item title
3.1 Annual Planning and Budgeting 2026-27 - Submissions Hearing

Please write your submission in the space provided below and submit by no later than 10am on the day of the scheduled meeting. Submissions will not be accepted after 10am.
Dear City of Melbourne,

This is a written submission in regards to the Special Future Melbourne Committee meeting of Tuesday the 12th of May, 2026 and in particular the Agenda Item 3.1 Annual Planning and Budgeting 2026 - 27 - Submissions Hearing AKA MAY 26 FMC PECIAL AGENDA ITEM 3.1.

First, this submission is being written on Wurundjeri Country, respect to Elders past and present. Melbourne Town Hall sits on the unceded lands of the Wurundjeri Woi-wurrung people of the Kulin Nation.

We received the tremendous news a few days ago that cohealth have announced that its bulk billing GP services in the City of Yarra and the City of Melbourne will remain open after the Federal Government pledged $1.5 million to secure these services.

https://www.facebook.com/reel/971792352492079/?referral_source=external_link&surface_type=tab&in_reels_tab_context=TRUE

I want to recognise the support of the Lord Mayor Nick Reece and the Councillor Davydd Griffiths and their strong advocacy work to help achieve this great outcome for the community. So, thank you Nick and Davydd. You are tremendous for all those citizens who rely on cohealth. You did good!

City of Melbourne are great in recognising the achievements of our sporting, cultural and academic leaders. With this in mind we must congratulate the Captain of the Melbourne Vixens, Kate Moloney on reaching the 200 game milestone for the Vixens.

The Age Newspaper (Monday May 11, 2026 - Vixens win for Moloney's milestone) reported that -

"The Melbourne Vixens continued their unbeaten start to the Super Netball season yesterday, posting a dominant 71-48 win over the Queensland Firebirds on a special occasion for their "heart and soul" skipper.

Bravo Kate Moloney.

https://melbournevixens.com.au/news/feature-articles/moloneys-journey-to-200

City of Melbourne needs to encourage the University of Melbourne to strive to commence ASAP work on the much anticipated engineering precinct in Fisherman's Bend.

City of Melbourne can help the University of Melbourne engineering team by advocating to the State Government to commence work on the Metro2 Underground train line from Southern Cross Station, via Fisherman's Bend to Newport plus advocating for the immediate construction of the tram line from the City to Fisherman's Bend.

Here's one reason why it is imperative to re-prioritise Metro2.

On the Times Higher Education World University Ranking 2026, which ranks more than 2,000 institutions from 115 countries and territories, University of Melbourne was Australia's top ranked University. Sounds good, however, on closer inspection, University of Melbourne is ranked 37th.
That's correct, University of Melbourne is placed 37th (thirty seventh!).

https://www.timeshighereducation.com/world-university-rankings

People boast about Melbourne being on the cutting edge of innovation, knowledge and education. That may be the case, however, if we were the knowledge capital of Australasia and the Pacific wouldn't the rankings of our institutions be much better (hello RMIT, Monash, La Trobe, Deakin ACU).
No cigar for Melbourne here!

To put this ranking into context, at the moment, due to the decision to delay the new tram line to Fisherman's Bend, and the news that the Metro2 Underground train line is now on hold,and has been placed into the "3rd Horizon" of the Victorian Government's transport plans,with no fixed timeline,the University of Melbourne's bold and ambitious multi-billion dollar engineering precinct and campus project has been put on hold, and will be reassessed in 2030.

That decision to put on hold such a brilliant and exciting project causes serious reputational damage to the University of Melbourne.

https://www.unimelb.edu.au/newsroom/news/2025/september/university-of-melbourne-statement-on-fishermans-bend

We need work to commence on Metro2 ASAP, and we need to start building the new tram line to Fisherman's Bend ASAP.

City of Melbourne has been tremendous supporters over the years of the buskers of Melbourne and the music community and industry in general. Thank you City of Melbourne (CoM).

An example of this great support is the tremendous work that the CoM does with its Heavy Machinery Record label, that enables musicians to record new material, performing their music with the Town Hall Great Organ.

Cam Butler, the extraordinary composer and guitarist will be launching his new album, World Forever at Town Hall, performing with the Great Organ on Friday 22nd of May,2026 with support from The Orbweavers.

https://whatson.melbourne.vic.gov.au/things-to-do/cam-butler-world-forever-premiere-album-launch

CoM should bring back Melbourne Music Week (MMW).

MMW is the cat's meow, a brilliant, unique grassroots music festival that highlighted the brilliance of the local live music scene, and the fantastic music venues in the CBD.

MMW, happening just after the Spring Racing Carnival was brilliant for the local visitor economy, great for the local music venues and was most appealing to interstate,country Victorians and international visitors.

I would like to affirm that the CoM is acting in a responsible manner,showing tremendous fiscal discipline to ensure a better and brighter long term future for Melbourne.

Thank you to Lord Mayor Nick Reece and Councillor Owen Guest for the visionary work that has been done in regards to the CoM financial position.

It has been a sound decision to deliver a financial position and posture that mirrors the approach taken by Illinois Governor J.B.Pritzker and the great state of Illinois.

You can understand this better by reading the transcript to Gov. J.B.Pritker's State of the State speech, concerning the Fiscal Year 2024 budget.

https://www.illinoispolicy.org/full-text-of-gov-j-b-pritzkers-state-of-the-state-speech/

Here are some notable excerpts from Gov. J.B.Pritzker's speech -

"What was once an Illinois with a credit rating on the verge of junk status is now an Illinois getting credit upgrades.".

The Illinois fiscal progress has been remarkable.

They focused on paying off their debts. They paid their overdue bills. Their budgets are built on a normalised state revenue, and a more efficient management of state resources.

Gov. J.B.Pritzker said -"We have used our surpluses to chop away at our long term liabilities too,including $500 million more into our pension stabilisation fund over the past two years and my proposal this year to increase that by $200million.

"The percent of the budget needed to meet our statutory obligations has declined as our revenues have grown and our fiscal fortunes have improved....

"Here's what it means.

We've reduced the burden on Illinois taxpayers by eliminating hundreds of millions of dollars in interest payments."

In other words people, Gov. J.B.Pritzker got the State of Illinois fiscal house in order!!

The Governor continued - "Fiscal responsibility isn't easy,nor is it a one-time fix. It's an annual effort that requires persistence. It requires conservative revenue estimations as all my budget proposals have."

Now,I can see great parallels in the way CoM is doing its budgeting ,forecasting and responsible fiscal policies with the great state of Illinois.

There's much to admire about the way the State of Illinois, and Chicago for that matter are going about their affairs.

Compare the approach of the University of Chicago and the State of Illinois getting up and commencing the build on the Illinois Quantum Microelectronics Park (IQMP) on the south side of Chicago, near Lake Michigan, and the embarrassment of the epic failure to not deliver the required support for the University of Melbourne, in regards to the train line and tram line to Fisherman's Bend.

It's a chalk and cheese scenario. Is it surprising then that in the list of top Universities on Planet Earth, the University of Chicago places 15th?

That's 22 places above University of Melbourne.

We do have to say thank you to Lord Mayor Nick Reece and Councillor Owen Guest for showing tremendous fiscal responsibility.

Here's that transcript again -

https://www.illinoispolicy.org/full-text-of-gov-j-b-pritzkers-state-of-the-state-speech/

FYI they have maintained that momentum, operating with policies that exude fiscal responsibility. That's Chicago,Illinois, the Land of Lincoln.

Thank you CoM for all the great work that is done every day on a consistent basis. Special thanks to Vince and the Street Cleaning and rubbish removal specialists and David and the Parks and Gardens teams. Ww should not replace the workers with human robots.

Best regards
Chris Thrum

Please indicate whether you would like to verbally address the Future Melbourne in support of your submission:
Yes

If yes, please indicate if you would like to make your submission in person, or via a virtual link (Zoom) to the meeting. Please note, physical attendance may be limited based on venue capacity and will be allocated on a first registered, first served basis.
I wish to make my submission in person

From: City of Melbourne
To: CoM Meetings
Subject: Webform submission from: Future Melbourne Committee submission form
Date: Monday, 11 May 2026 9:49 PM

Submitted on Mon, 11/05/2026 - 21:37

Submitted by: Anonymous

Submitted values are:

Privacy statement

I have read and acknowledge how Council will use and disclose my personal information.
Yes

Your details

Contact details
Christine Cushing
[redacted]

Your submission

Date of meeting
2026-05-12

Agenda item title
3.1 Annual Planning and Budgeting 2026-27 - Submissions Hearing

Alternatively you may attach your written submission by uploading your file here
FMC Budget 2026-27 Submission Managing Heavy Vehicle Trucks for a Safer Kensington 12.05.26.pdf (428.32 KB)

Please indicate whether you would like to verbally address the Future Melbourne in support of your submission:
No

12 May 2026

ATTN: Future of Melbourne Committee

City of Melbourne

Dear Future of Melbourne Committee,

Re: Submission for Draft Budget 2026–27 – Heavy Truck Management in Kensington

I am writing to provide a submission to the Future of Melbourne Committee regarding the Draft Budget 2026–2027 and recommending the City of Melbourne allocate funding for transport initiatives to address increased heavy truck use on Kensington Road, Macaulay Road, and surrounding streets.

I have observed that trucks frequently travel at dangerously fast speeds well over the 51 km/h limit, especially at night when traffic is light, often relying heavily on air brakes to slow down. This generates sudden noise and vibrations that disrupt residents' sleep and daily life. Large trucks also frequently park in bike lanes during the day, forcing cyclists into the road and creating unsafe conditions.

Kensington Road runs immediately adjacent to JJ Holland Park and the Kensington Community Aquatic and Recreation Centre, a high-traffic pedestrian area popular with children, families, and local residents. The increase in heavy trucks along this corridor poses a significant hazard to pedestrians, cyclists, and the local community.

The Council's Draft Budget 2026–2027 acknowledges the need to respond to traffic changes in West and North Melbourne following the opening of the West Gate Tunnel. Funding for signage, truck bans, and speed cameras are identified as key strategies to manage heavy vehicle impacts. While enforcement of traffic rules, including speeding and non-compliant vehicles, is the responsibility of Victoria Police, the Council can facilitate these measures through targeted funding and infrastructure.

In line with these priorities, and following the Committee's request for a transport management report in July 2026, I recommend that funding be allocated to the following initiatives:

1. **Evening Truck Ban:** Assess and fund the installation of regulatory signage on Kensington Road that prohibits trucks between 10:00 pm and 8:00 am to reduce night-time noise, vibrations, and safety risks.
2. **Air Brake Prohibition Signage:** Install regulatory signage explicitly prohibiting the use of air brakes along Kensington Road to reduce noise and vibrations affecting residents and nearby pedestrian areas.

3. **Clear Daytime Signage:** Advisory and regulatory signs on Kensington Road, Macaulay Road, and connecting streets to guide heavy vehicles to arterial routes, keeping residential streets and the park vicinity safer.
4. **Targeted Enforcement and Speed Management:** Support Victoria Police in monitoring compliance, particularly regarding speeding and non-compliant vehicles. Fund the installation of a speed camera or other enforcement tools to ensure trucks adhere to the 51 km/h speed limit, especially at night when heavy trucks often exceed to speed limit due to lighter traffic.
5. **Truck Awareness Campaigns:** Educate heavy trucking companies, delivery services, and local businesses on preferred routes and safe driving practices.

These measures are widely applied in other Melbourne suburbs to manage heavy vehicle impacts on residential streets, enhancing safety, amenity, and liveability while maintaining freight efficiency.

To date, 1,225 people have signed the Stop Kensington Truck change.org petition. I urge the Committee to consider including these initiatives in the Draft Budget 2026–2027. Funding for signage, enforcement, speed monitoring, and a night-time truck ban will directly address the issues identified along Kensington Road and Macaulay Road, particularly near JJ Holland Park, the Kensington Community Aquatic and Recreation Centre, South Kensington Train Station, and the 402 bus route. These areas experience high pedestrian and cyclist activity, and the proposed measures will improve safety while reducing noise and vibrations for residents, cyclists, and pedestrians.

Thank you for considering this submission. I am happy to provide further information or participate in consultation regarding these initiatives.

Sincerely,

Christine Cushing

From: City of Melbourne
To: CoM Meetings
Subject: Webform submission from: Future Melbourne Committee submission form
Date: Tuesday, 12 May 2026 6:33 AM

Submitted on Tue, 12/05/2026 - 06:32

Submitted by: Anonymous

Submitted values are:

Privacy statement

I have read and acknowledge how Council will use and disclose my personal information.
Yes

Your details

Contact details
fluffi
[redacted]

Your submission

Date of meeting
2026-05-12

Agenda item title
regarding community safety officers

Please indicate whether you would like to verbally address the Future Melbourne in support of your submission:
Yes

If yes, please indicate if you would like to make your submission in person, or via a virtual link (Zoom) to the meeting. Please note, physical attendance may be limited based on venue capacity and will be allocated on a first registered, first served basis.
I wish to make my submission in person

From: City of Melbourne
To: CoM Meetings
Subject: Webform submission from: Future Melbourne Committee submission form
Date: Tuesday, 12 May 2026 12:42 AM

Submitted on Mon, 11/05/2026 - 23:53

Submitted by: Anonymous

Submitted values are:

Privacy statement

I have read and acknowledge how Council will use and disclose my personal information.
Yes

Your details

Contact details
Henrique Barbosa Macedo
[redacted]

Your submission

Date of meeting
2026-05-12

Agenda item title
15.2 - Docklands and Little India

Please write your submission in the space provided below and submit by no later than 10am on the day of the scheduled meeting. Submissions will not be accepted after 10am.
Dear City Council Members,

I oppose the proposed allocation of $1.2 million in the draft budget for the 2026–27 financial year to establish a "Little India" precinct in Docklands. I believe it is essential to prioritise community needs over branding initiatives at this time.

While the recognition of multiculturalism is significant, this proposal neglects the pressing liveability concerns in Docklands. Public funds should be focused on addressing these fundamental issues before diverting resources to branding efforts that do not directly benefit the community's wellbeing.

Several key concerns need to be addressed. First, the allocation of council resources towards signage, branding, events, or cosmetic placemaking represents a misuse of public funds. Docklands currently lacks essential social infrastructure, and addressing the community's everyday vibrancy should take precedence.

Furthermore, the systemic planning failures in our area remain unresolved. Docklands continues to grapple with severe wind tunnel conditions, poor pedestrian comfort, a lack of greenery and shade, wide roads, and inactive streetscapes that dissuade foot traffic. Additionally, the neighbourhood suffers from a weak sense of identity and disconnection among its residents. We have so many kids and young families moving here, and still a lack of spaces suitable for this audience, maybe even attracting families to engage with the harbour as a safe haven from the rush and bustle of the main CBD area. Practical urban improvements, such as enhanced pedestrian infrastructure and increased greenery, should be prioritised over symbolic rebranding initiatives.

Moreover, authentic cultural precincts emerge organically through community engagement, small businesses, and lived experiences. They cannot be manufactured through top-down council-led exercises. A planned precinct runs the risk of becoming artificial, performative, and disconnected from genuine community needs.

Another concern is the perceived lack of genuine community consultation. Major place-based decisions must be community-led, transparent, and grounded in real resident input to build trust and shared ownership.

Instead of moving forward with the proposed "Little India" precinct, I urge the Council to redirect its investment towards grassroots community initiatives. This could include local grants for resident-led projects and festivals, greening programs, greenery at the harbour and central pier, wind mitigation measures (inspired by Southbank in Brisbane as a key example of activation and wind and shade creation on a public space), affordable spaces for small businesses, and programs to foster year-round neighbourhood connections.

Given these points, I respectfully ask the Council to reconsider this budget allocation and focus on practical improvements that will enhance Docklands' social fabric, amenity, and community wellbeing. Docklands does not require another branding exercise; rather, it needs people-centred planning, meaningful consultation, and investment in the foundational elements that support thriving communities.

I appreciate your consideration. I hope my concerns resonate with you as we work together towards a better Docklands.

Sincerely,
Henry Macedo

Please indicate whether you would like to verbally address the Future Melbourne in support of your submission:
Yes

If yes, please indicate if you would like to make your submission in person, or via a virtual link (Zoom) to the meeting. Please note, physical attendance may be limited based on venue capacity and will be allocated on a first registered, first served basis.
I wish to make by submission via Zoom

From: City of Melbourne
To: CoM Meetings
Subject: Webform submission from: Future Melbourne Committee submission form
Date: Monday, 11 May 2026 5:35 PM

Submitted on Mon, 11/05/2026 - 17:14

Submitted by: Anonymous

Submitted values are:

Privacy statement

I have read and acknowledge how Council will use and disclose my personal information.
Yes

Your details

Contact details
Jenny MacDonald
[redacted]

Your submission

Date of meeting
2026-05-12

Agenda item title
3.1

Please write your submission in the space provided below and submit by no later than 10am on the day of the scheduled meeting. Submissions will not be accepted after 10am.
In light of increased parking fees outlined in the 2026-2027 budget, please explain why there are 32 free motor bike parking spots in Queen St. Why do car motorists, tradies etc struggle to even find a car space when motorbike riders, who frequently loudly rev up their engines, park day and night for free? Rate paying residents are fed up with the loud noise from these motorbikes whose drivers frequently rev up into the early hours of the morning. I know cars are thought to be less sustainable but cars frequently transport more than one person. I do not have a car but along with other residents, do not believe I should have to pay exorbitant fees for tradies to use private Car Parks.

Please indicate whether you would like to verbally address the Future Melbourne in support of your submission:
Yes

If yes, please indicate if you would like to make your submission in person, or via a virtual link (Zoom) to the meeting. Please note, physical attendance may be limited

based on venue capacity and will be allocated on a first registered, first served basis.
I wish to make my submission in person

From: [redacted]
To: CoM Meetings; [redacted]
Subject: Presentation for Jenny MacDonald"s submission on motorbike issues in Queen ST
Date: Tuesday, 12 May 2026 11:55 AM

Dear Councillors,

Thank you for the opportunity to present the issue of 32 free motorbike parking spaces in Queen St, Melbourne CBD. Residents have previously raised the unacceptable noise caused by constant loud revving of motorbikes at all hours of the night and day to Melbourne City Council. To date, this has not been
followed this up.

As 2026-2027 draft budget is guided by a vision of a more liveable Melbourne .Therefore, it would would be beneficial if Council actually considered and responded to rate payers' concerns.

Another guiding vision of the 2026-2026 draft budget is a strengthening of Melbourne City Council's financial position. Considering this, it make no sense that motorbikes are given free parking. It is bad enough that residents have to put up with the constant noise from unacceptable revving. It is also equally disturbing that tradies etc can't find a car space when attending rate payers' residences. Thus the tradie costs of having to use private car parks is inevitably added to residents' bills.

I know some will say that motorbikes result in less cars in the city but this is not true. Car drivers are constantly now forced to use private car parks. It should also be noted that many cars transport more than one person to the city. Most residents in my apartment block do not have cars. However, they do expect that visitors, tradies, medical staff etc. should be able to easily access a car park when required. They do not object to paying a fee for this, as long as it is reasonable and readily accessible.

Finally, please listen to your rate payers.
Thank you,
Jenny MacDonald
Resident [redacted]

From: City of Melbourne
To: CoM Meetings
Subject: Webform submission from: Future Melbourne Committee submission form
Date: Tuesday, 12 May 2026 9:41 AM

Submitted on Tue, 12/05/2026 - 09:40

Submitted by: Anonymous

Submitted values are:

Privacy statement

I have read and acknowledge how Council will use and disclose my personal information.
Yes

Your details

Contact details
Keira Paterson
[redacted]

Your submission

Date of meeting
2026-05-12

Agenda item title
3.1 Annual planning and budgeting submissions hearing

Please write your submission in the space provided below and submit by no later than 10am on the day of the scheduled meeting. Submissions will not be accepted after 10am.

I oppose the ongoing funding to the CSO move on program, because it harms vulnerable people and violates their human rights.

I'm a member of the public who uses public spaces in the City of Melbourne, a person whose safety this program supposedly protects,and I want to make it clear that I'm not intimidated by the existence of homeless people in our shared public spaces.

It is confronting to see people living on our streets, because the lack of safe housing in a wealthy country is a moral failing of all of us.

But moving people on does nothing to solve the problem, and instead causes more harm to one of our most vulnerable groups.

This council has a responsibility to protect the safety and human rights of everybody

living, working and enjoying our city. This includes homeless people.

Human rights law allows some rights to be restricted if it is necessary to fulfil other rights. But there is an obligation on council give proper consideration and to demonstrate that this is necessary, proportionate, and reasonable - something you have not done.

Key rights under the Charter of Human Rights and Responsibilities being violated include:
- the right to protection from degrading treatment (sect 10)
- the right to freedom of movement (sect 12)
- property rights (sect 20)
- the Right to liberty and security of persons (sect 21)

Something to note is that the right to protection from degrading treatment is a right that can NOT be limited for any reason. When people are moved on without alternative safe accommodation, when their property is removed or destroyed (including warm clothing, medications, and blankets), this right is violated.

A similar program in Queensland was found to breach human rights just last year. Why would we repeat their failed approach?

If the aim of this council is to reduce homelessness in the city of Melbourne, it's clear that funding for CSOs ought to be redirected to more effective and appropriate programs, such as outreach teams, safe sleeping spaces, and harm reduction services.

Maintaining the current approach does nothing to improves community safety, but prioritises keeping up appearances at the expense of vulnerable people.

I want to recognise the strength and bravery of the current and former homeless people who have shared their experiences, and lend them my full support.

Thank you for your time.

Please indicate whether you would like to verbally address the Future Melbourne in support of your submission:
Yes

If yes, please indicate if you would like to make your submission in person, or via a virtual link (Zoom) to the meeting. Please note, physical attendance may be limited based on venue capacity and will be allocated on a first registered, first served basis.
I wish to make my submission in person